



Republic of Mauritius

TREASURY

Annual Report

of the

Accountant-General

and

The Accounts of the Government

of the

Republic of Mauritius

for the financial year ended 30 June 2020

TREASURY

ANNUAL REPORT

OF THE

ACCOUNTANT-GENERAL

AND

THE ACCOUNTS

OF THE

GOVERNMENT OF THE

REPUBLIC OF MAURITIUS

FOR THE FINANCIAL YEAR

2019 - 2020



REPUBLIC OF MAURITIUS
TREASURY

19 May 2021

THE FINANCIAL SECRETARY
MINISTRY OF FINANCE, ECONOMIC PLANNING AND DEVELOPMENT

Dear Sir,

I am pleased to submit the Annual Report of the Accountant-General and the accounts of the Government of the Republic of Mauritius for the financial year 2019 - 2020.

The Accountant-General is required under Section 19 of the Finance and Audit Act 1973 (as amended) to submit to the Director of Audit statements presenting fairly the financial transactions and financial position of the Government of the Republic of Mauritius on the last day of every fiscal year. The financial statements in respect of the financial year 2019 - 2020 were submitted to the Director of Audit within the period prescribed in the Act.

These statements form an integral part of the accounts of the Government of the Republic of Mauritius and are included in this report together with the certificate of the Director of Audit thereon.

Yours faithfully,

S.D. RAMDEEN
Accountant-General



MINISTRY OF FINANCE, ECONOMIC PLANNING AND DEVELOPMENT
Government Centre, Port Louis, Republic of Mauritius

20 May 2021

Dear Hon Minister,

I have the honour to submit the Annual Report of the Accountant-General and the accounts of the Government of the Republic of Mauritius for the financial year 2019 - 2020.

Yours faithfully,

A handwritten signature in black ink, appearing to read 'D.D. Manraj Gosk', is written over a horizontal line.

D.D. MANRAJ, GOSK
Financial Secretary

Dr the Honorable Renganaden PADAYACHY
Minister of Finance, Economic Planning
and Development

ANNUAL REPORT

of the

ACCOUNTANT-GENERAL

for the financial year

2019 - 2020



TREASURY

OUR VISION

To be recognised as a modern organisation providing financial services of international standard

OUR MISSION

Supporting effective public financial management through the delivery of quality accounting, cash management and payment services

OUR CORE VALUES

Integrity

We value our role as an organisation providing an array of services and are committed to perform our duties in accordance with the highest standards of conduct and ethics

Customer Orientation

We consider our customers as partners in our mission and consistently strive to anticipate their needs and meet their expectations

Team Spirit

We foster continuous learning and believe that the best results stem from our collective talents and experiences

Innovation

We continuously improve our processes by embracing new and better ways of doing our work

Eco-friendly

We conduct our business in an environmentally responsible manner

TABLE OF CONTENTS		Page
	Report of the Accountant-General	<i>i</i>
	Audit Certificate	<i>xvii</i>
	List of Financial Statements - Accounts of the Government of the Republic of Mauritius	<i>1-319</i>
A	Statement of Financial Position	<i>1</i>
AA	Statement of Financial Performance (Classification of Expenses by Function)	<i>2</i>
AB	Statement of Financial Performance (Classification of Expenses by Nature)	<i>4</i>
AC	Statement of Changes in Net Assets or Equity	<i>6</i>
AD	Statement of Cash Flow	<i>7</i>
AE	Statement of Comparison of Budget Estimates and Actual Amounts (Classification of Expenses by Function)	<i>8</i>
AF	Statement of Comparison of Budget Estimates and Actual Amounts (Classification of Expenses by Nature)	<i>9</i>
	Notes to the Accounts	<i>11</i>
B	Abstract Account of Revenue and Expenditure of the Consolidated Fund	<i>48</i>
D	Detailed Statement of Revenue of the Consolidated Fund	<i>53</i>
D1	Detailed Statement of Expenditure by Votes and Sub-Heads of the Consolidated Fund	<i>64</i>
DA	Progress Report on Achievements and Performance	<i>222</i>

TABLE OF CONTENTS		Page
F	Detailed Statement of Investments	237
G	Detailed Statement of Advances	241
H	Statement of Special Funds Deposited with the Accountant-General	256
I	Detailed Statement of Deposits	257
J	Statement of Public Sector Debt	268
L	Statement of Contingent Liabilities including details of any Loans, Bank Overdrafts or Credit Facilities Guaranteed by Government	281
M	Statement of all Outstanding Loans Financed from Revenue	283
N	Statement of Arrears of Revenue	289
O	Statement of Claims Abandoned	291
P	Statement of Losses Charged to Expenditure	292
Q	Statement of Stores Losses	293
R	Tabular Summary of Unallocated Stores	295
U	Statement of Foreign Aid Received	296
U1	Statement of Cash Aid Received from Foreign Countries	310

LIST OF TABLES AND CHARTS

List of Tables		Page
Table 1	<i>List of Annual Statements</i>	<i>iii</i>
Table 2	<i>Financial Summary</i>	<i>vi</i>
Table 3	<i>Analysis of Public Sector Debt</i>	<i>xiii</i>
Table 4	<i>Government Debt</i>	<i>xiii</i>
Table 5	<i>Government Debt Servicing</i>	<i>xiv</i>
Table 6	<i>Breakdown of Investments held by Government</i>	<i>xv</i>

List of Charts		Page
Chart 1	<i>Revenue</i>	<i>vii</i>
Chart 2	<i>Expenses classified by Function</i>	<i>viii</i>
Chart 3	<i>Expenses classified by Nature</i>	<i>viii</i>
Chart 4	<i>Revenue of the Government</i>	<i>ix</i>
Chart 5	<i>Analysis of Taxes Collected</i>	<i>ix</i>
Chart 6	<i>Expenditure classified by Function</i>	<i>x</i>
Chart 7	<i>Expenditure classified by Nature</i>	<i>xi</i>

REPORT OF THE ACCOUNTANT-GENERAL

1.0 OVERVIEW

Section 19 of the Finance and Audit Act (FAA) requires the Accountant-General to prepare annual financial statements of the Government of the Republic of Mauritius. Furthermore, these financial statements should present fairly the financial transactions during the year and the financial position as on the last day of every financial year.

In order to fulfill the above responsibilities, the Accountant-General has to ensure that:

1. Accounting systems in place, including Chart of Accounts, respond to the needs of the Government and function effectively; and
2. The Treasury Accounting System comprehensively supports Government wide budget execution for proper accounts to be kept and maintained.

The above responsibilities were discharged as required and the accounts for the financial year (FY) 2019-2020 were closed on 30 September 2020 with the financial statements submitted to the Director of Audit within the period prescribed by FAA.

In line with the strategy of the Government to adopt accrual-based IPSAS, significant progress has been made on this front during this financial year, be it in relation to first time recognition of items, enhancements to existing items or improvements regarding disclosure requirements. The main ones are listed hereunder:

A. Items recognised for the first time

- (i) Employee Benefits Obligation which includes defined pension plan and other benefits such as passage, sick leave and vacation leave; and
- (ii) Receivables from Non-Exchange Transaction (excluding corporate taxes).

B. Enhancements to existing items

- (i) Valuation of the following categories of assets and liabilities has been refined as follows:
 - Government debt (except for silver retirement/savings bond) has been recognised at amortised cost instead of historical cost;

- Roads and bridges have been stated at deemed cost instead of historical cost; and
 - Investments (Quoted Investments, Unquoted Investments, Equity Participation) have been measured at fair value instead of cost.
- (ii) Assets under construction and assets under development have been identified separately and on which no depreciation/ amortisation has been charged;
 - (iii) Non-financial assets now include donated assets; and
 - (iv) Assets and liabilities are now presented under the heading current/non-current in the Statement of Financial Position.

C. Improvements to disclosure notes

- (i) Disclosure of fair presentation;
- (ii) Disclosure of budgetary basis;
- (iii) Disclosure of critical accounting judgements and key sources of estimation uncertainty;
- (iv) Disclosure of sensitivity analysis for risks in relation to debt instruments;
- (v) A reconciliation between opening and closing balance of total borrowings, including the non-cash increase in public debt; and
- (vi) Disclosure of non-cash transactions.

Going forward, it is expected that the roadmap underpinning the implementation of accrual-based IPSAS to be adhered to with the following milestones:

- (i) financial statements for the Budgetary Central Government to be fully compliant with accrual-based IPSAS as from the FY 2020-2021;
- (ii) consolidated financial statements for the General Government will be prepared on accrual-based IPSAS for FY 2021-2022; and
- (iii) consolidated financial statements for the Public Sector is expected to be prepared for FY 2022-2023 and onwards.

2.0 ANNUAL STATEMENTS

The annual financial statements of the Government are made up of the statements as listed in Table 1 below.

Table 1 – List of Annual Statements

STATEMENTS	
A	Statement of Financial Position
AA	Statement of Financial Performance (Classification of Expenses by Function)
AB	Statement of Financial Performance (Classification of Expenses by Nature)
AC	Statement of Changes in Net Assets or Equity
AD	Statement of Cash Flow
AE	Statement of Comparison of Budget Estimates and Actual Amounts (Classification of Expenses by Function)
AF	Statement of Comparison of Budget Estimates and Actual Amounts (Classification of Expenses by Nature)
	Notes to the Accounts
B	Abstract Account of Revenue and Expenditure of the Consolidated Fund
D	Statement of Revenue of the Consolidated Fund*
D1	Statement of Expenditure of the Consolidated Fund*
DA	Progress Report on Achievements and Performance
F	Statement of Investments
G	Statement of Advances*
H	Statement of Special Funds deposited with the Accountant-General
I	Statement of Deposits*
J	Statement of Public Sector Debt
L	Statement of Contingent Liabilities including details of any Loans, Bank Overdrafts or Credit Facilities Guaranteed by Government
M	Statement of all Outstanding Loans financed from Revenue
N	Statement of Arrears of Revenue
O	Statement of Claims Abandoned
P	Statement of Losses charged to Expenditure

Table 1 continues below.

Q	Statement of Stores Losses
R	Tabular Summary of Unallocated Stores
U	Statement of Foreign Aid Received
U1	Statement of Cash Aid Received from Foreign Countries

*These statements are required to be in details.

In the above financial statements:

- (i) Statements A, AA, AB and AC are prepared on an accrual basis;
- (ii) Statements A to AF have been prepared, as far as possible, in compliance with IPSAS;
- (iii) Revenue and expenditure(expenses) are being reported in different statements as follows:
 - a) *Statement of Financial Performance*, showing revenue and expenses by both function and nature;
 - b) *Statement of Comparison of Budget Estimates and Actual Amounts*, showing total actual revenue and expenditure, by both function and nature, compared to Budget Estimates;
 - c) *Abstract Account of Revenue and Expenditure of the Consolidated Fund*, showing revenue by economic categories and expenditure by votes;
 - d) *Detailed Statement of Revenue of the Consolidated Fund*, showing revenue by economic items as per the Budget Estimates;
 - e) *Detailed Statement of Expenditure of the Consolidated Fund*, showing expenditure by votes and economic items as per the Budget Estimates.

3.0 AUDIT CERTIFICATE

The Director of Audit has certified that, the Annual Statements for FY 2019-2020 give a true and fair view of the financial position of the Government of the Republic of Mauritius as at 30 June 2020, and of its financial performance and its cash flows for the year then ended in accordance with the Section 19(3A) (a) of the Finance and Audit Act, and the accounting basis as disclosed in Note 2.1.B(i) to the accounts.

4.0 FINANCIAL SUMMARY

The table hereunder gives a summary of the key elements reported in the financial statements for the financial year ended 30 June 2020 which are further analysed at Section 5.0.

Table 2 – Financial Summary

	30 June 2020	30 June 2019
	Rs'M	Restated Rs'M
Statement of Financial Performance *		
Revenue	122,458.5	107,744.7
Expenses	156,432.9	124,160.3
Statement of Comparison of Budget Estimates and Actual Amounts *		
Revenue	236,323.4	198,735.0
Expenses	243,547.8	202,270.0
Statement of Financial Position		
Net Assets/Equity:		
Consolidated Fund	61,289.6	29,626.4
Accumulated Surplus	119,793.8	187,304.0
Special Funds	13,042.5	2,225.4
Government Debt	339,810.0	282,038.9
Loans to Public Enterprises and Other Bodies**	11,476.0	10,616.3
Investments	104,350.6	104,113.3
Statement of Public Sector Debt		
Total Public Sector Debt	381,796.2	320,654.5

*Refer to Section 5.0 paragraph 2.

**This is included under Loans and Advances in the Statement of Financial Position.

5.0 FINANCIAL ANALYSIS

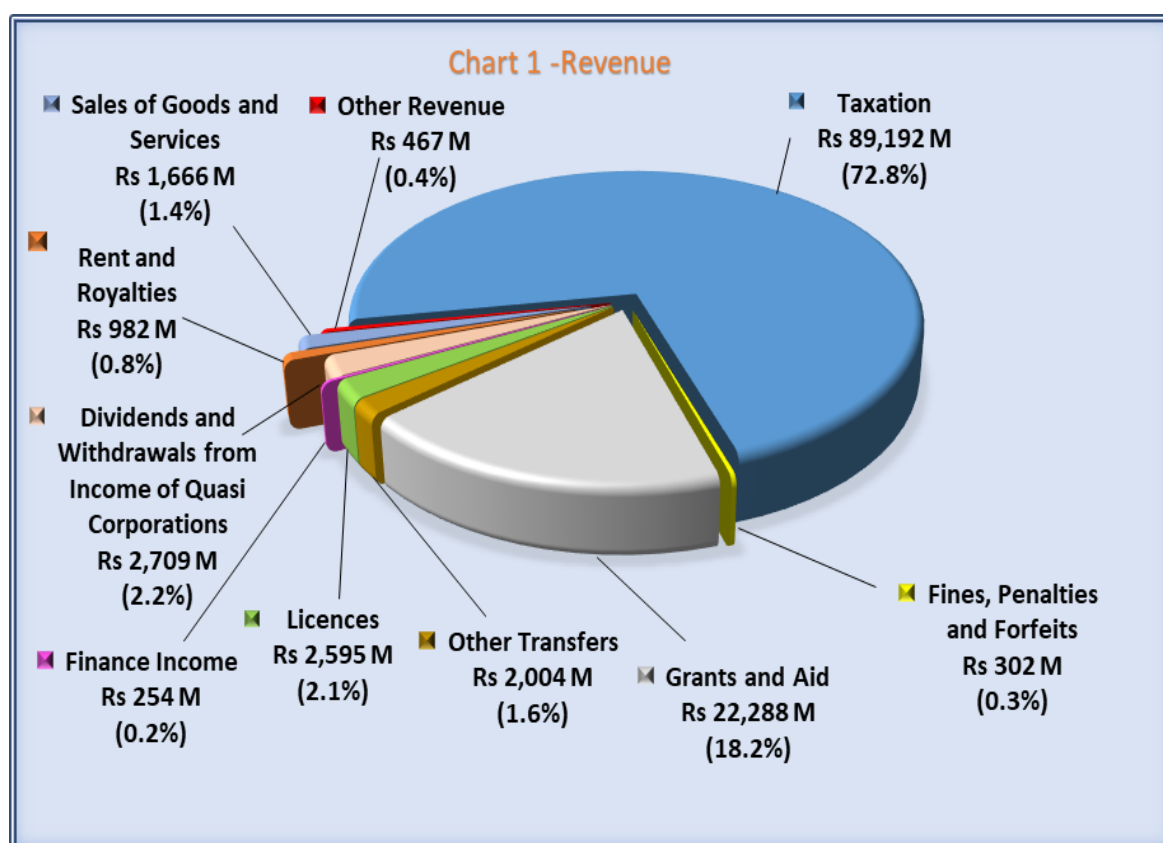
The financial statements, as stated above, have been prepared as per the Financial Reporting Framework which is, as far as possible, in compliance with IPSAS. However, some statements (as per Section 19(3) of the Finance and Audit Act) are still being prepared on a cash basis except for “*cost of borrowings*” and “*carry-over of capital expenditure*”.

Section 5.1 relates to revenue and expenses as per the Statement of Financial Performance (Statements AA and AB) and Section 5.2 relates to revenue and expenditure as per the Budget Estimates (Statements AE and AF) which is accounted for on a cash basis except for “*cost of borrowings*” and “*carry-over of capital expenditure*”.

5.1 REVENUE AND EXPENSES AS PER THE FINANCIAL REPORTING FRAMEWORK

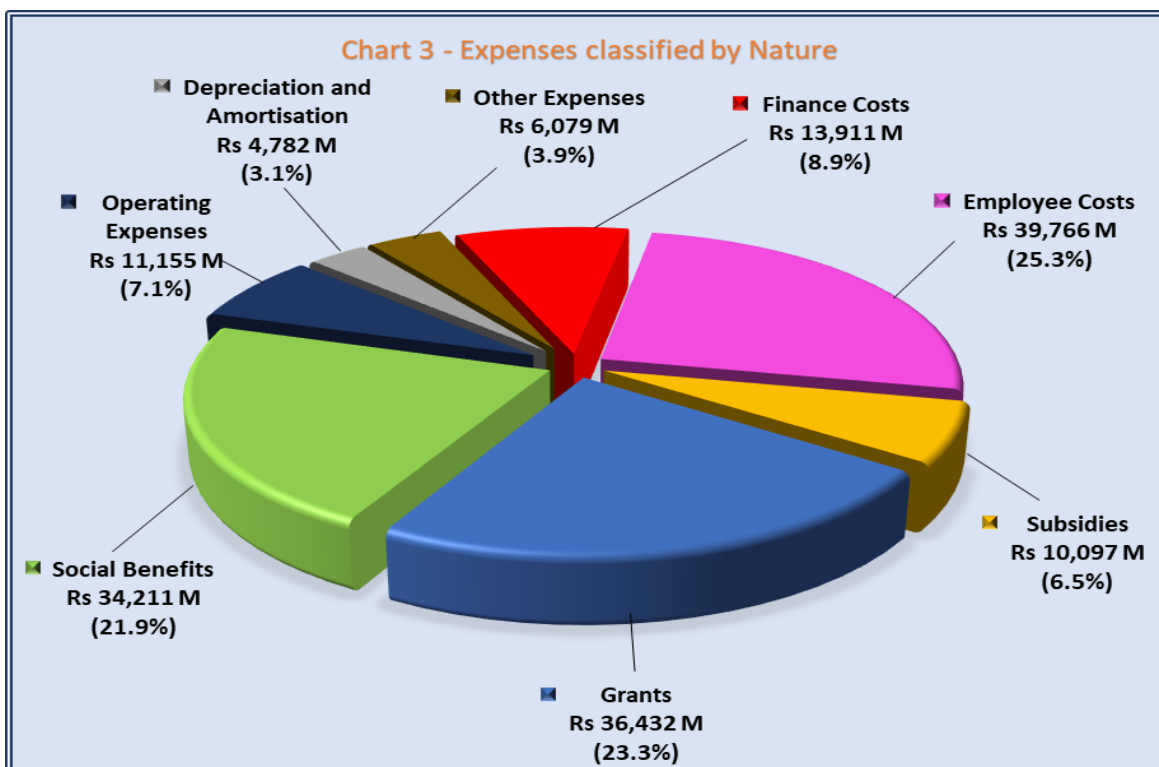
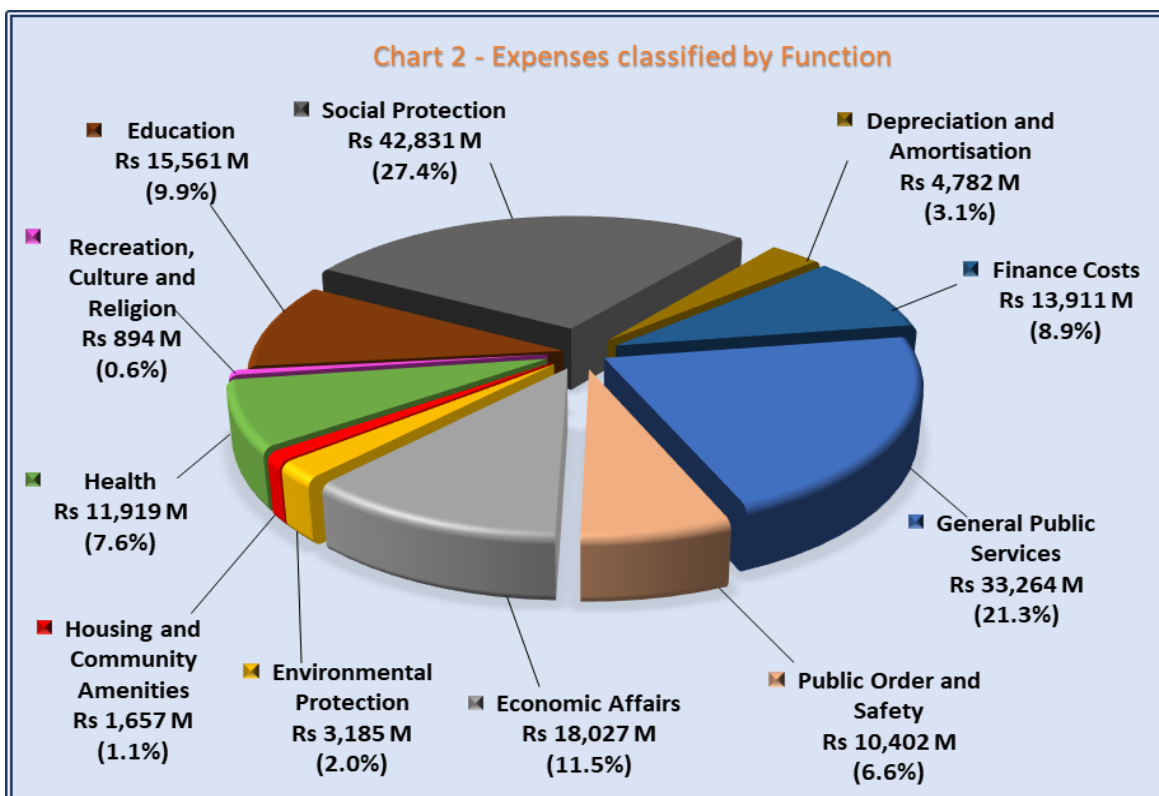
5.1.1 REVENUE

The composition of revenue of Rs 122,458.5 M is illustrated in chart 1 below:



5.1.2 EXPENSES

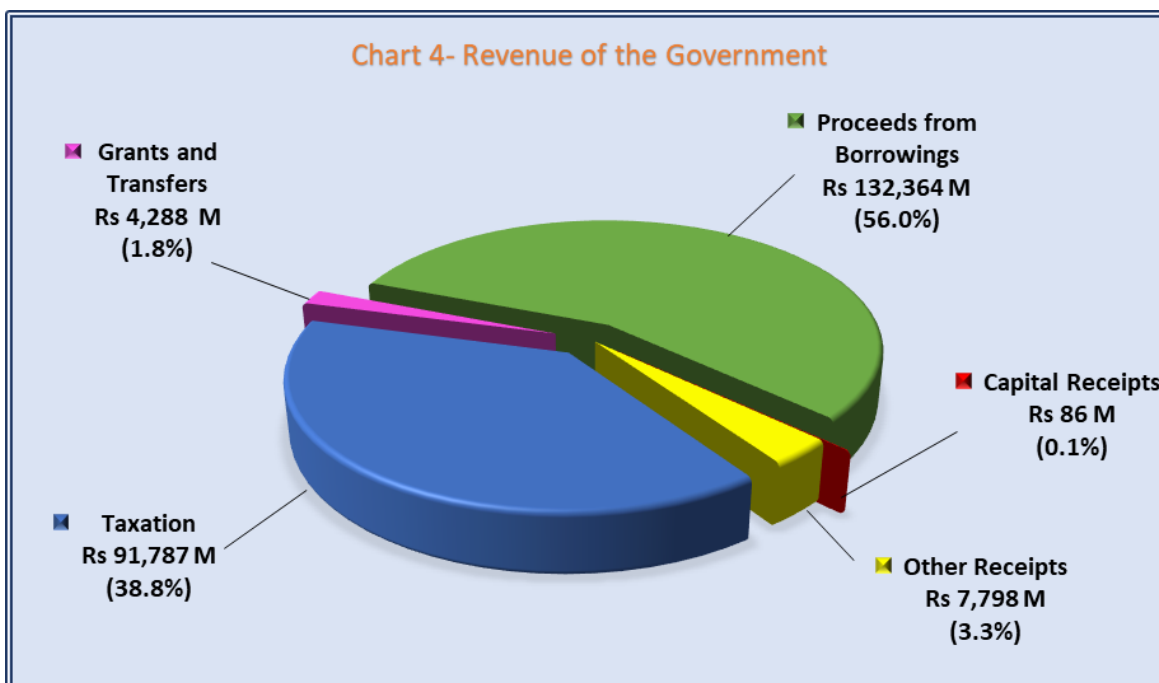
The expenses amounting to Rs 156,432.9 M is reported by both function and nature (economic categories), and is illustrated in chart 2 and chart 3 below:



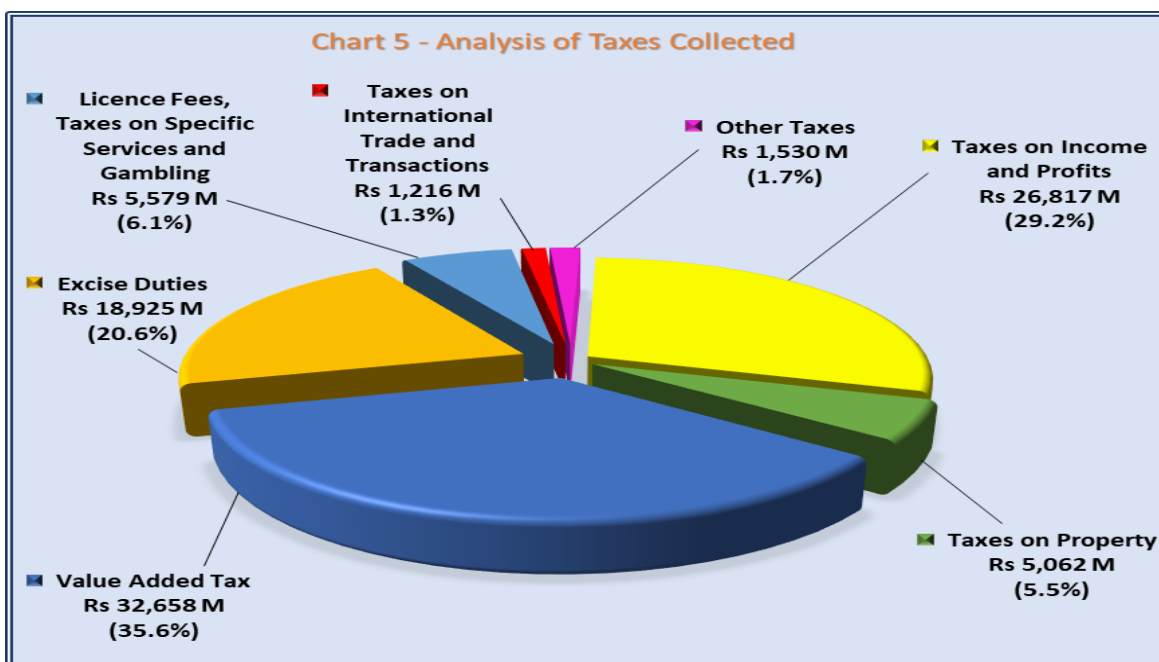
5.2 REVENUE AND EXPENDITURE AS PER BUDGET ESTIMATES

5.2.1 REVENUE

The revenue of the Government amounting to Rs 236,323.4 M is made up of recurrent and capital revenues. A breakdown of the amount collected during the financial year 2019-2020 is illustrated in chart 4 below:



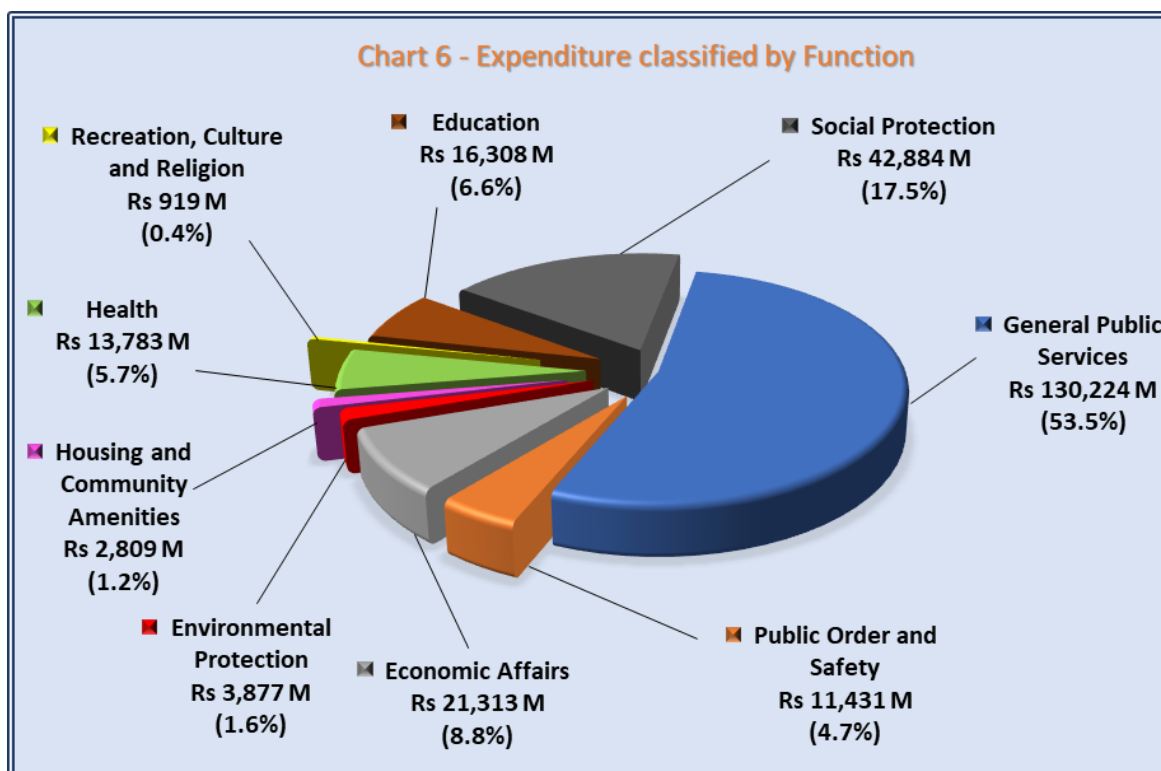
The tax collected (amounting to Rs 91,787.2 M) as shown in the chart above is analysed in the chart 5 below:



5.2.2 EXPENDITURE

The expenditure of the Government for the financial year 2019–2020 amounting to Rs 243,547.8 M is analysed by Function and by Nature in charts 6 and 7 respectively. The analysis is on cash basis except for “*cost of borrowings*” and “*carry-over of capital expenditure*”.

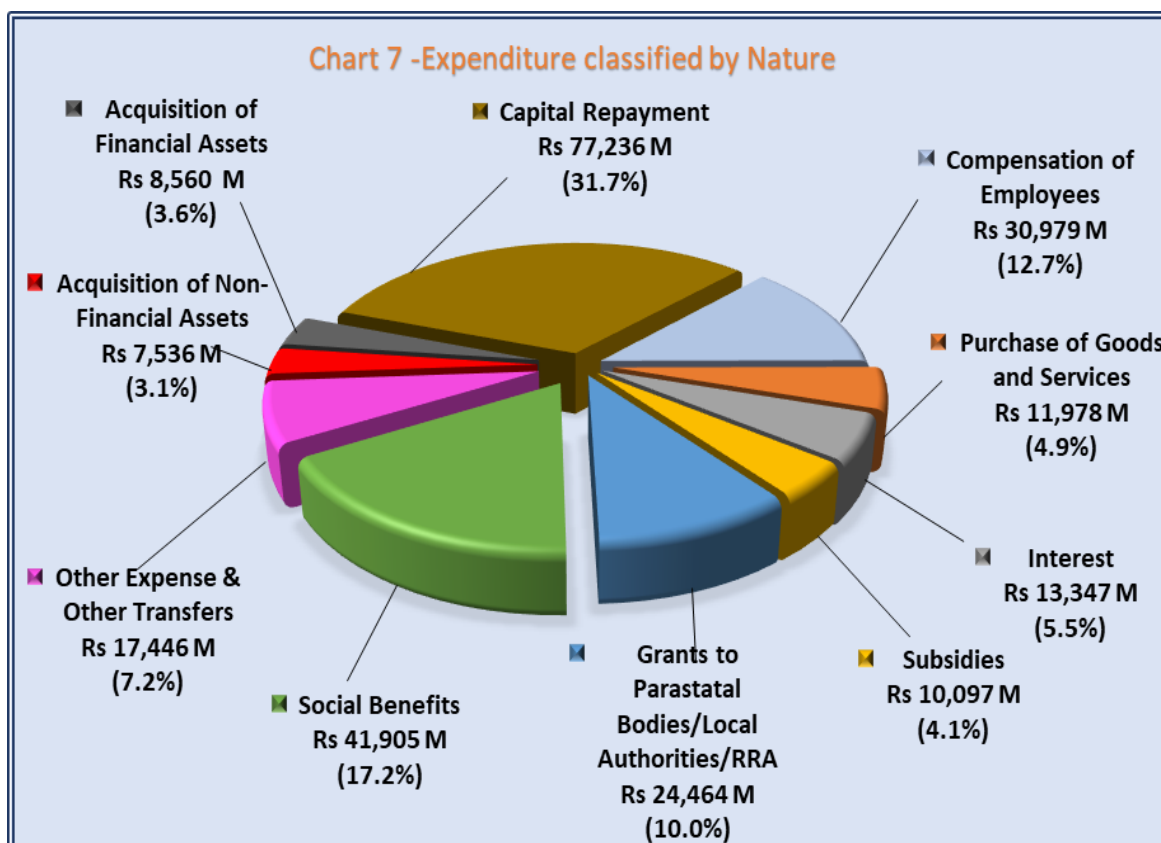
A EXPENDITURE BY FUNCTION



- *General Public Services* relates to administration of executive and legislative organs, administration of financial and fiscal affairs and services, and administration of external affairs and services.
- *Public Order & Safety* relates to public order and safety services provided by Government through police services, fire protection services, law courts and prisons.
- *Economic Affairs* includes expenditure incurred in respect of general economic, commercial, labour affairs and agriculture, tourism, construction and transport.
- *Environmental Protection* relates to services in respect of waste and waste water management and environmental protection.
- *Housing and Community Amenities* relates to activities in respect of housing and community development and provision of amenities such as water supply.
- *Health* covers activities relates to hospital and public health services.
- *Recreation, Culture and Religion* relates to services provided for recreational, sporting, cultural and religious services.

- *Education* relates to expenditures in connection with provision of pre-primary, primary, secondary, tertiary education and others.
- *Social Protection* includes support and facilities provided to the disabled persons, old age, children and family of social exclusion.

B EXPENDITURE BY NATURE (ECONOMIC CATEGORIES)



- *Compensation of Employees* is made up of salaries and allowances paid to employees.
- *Purchase of Goods and Services* includes cost of utilities, fuel and oil, rent, office expenses, maintenance costs and management charges.
- *Interest* represents interests paid for the year on internal and external debts.
- *Subsidies* represents incentives given by the Government in the form of financial aid or support with the aim of promoting economic and social policy.
- *Grants to Parastatal Bodies/ Local Authorities/ RRA* are donations and contributions to foreign governments and international organisations, current and capital transfers to international organisations, other general government units and private enterprises.
- *Social Benefits* includes basic retirement pension, social aid and other recurrent expenses.
- *Acquisition of Non-Financial Assets* represents expenditure incurred on the construction and upgrading of buildings, roads & infrastructures, acquisition of plant and equipment and acquisition of land.
- *Acquisition of Financial Assets* includes loans made to statutory bodies, local authorities and other bodies for specific projects, subscription to IMF organisation and equity participation.

- *Capital Repayments* comprises of loan repayments to foreign governments and lending agencies and redemption of securities issued.
- *Other Expenses & Other Transfers* consists mainly of transfers to Special Funds, insurance, compensation arising out of government liability, other current transfers and miscellaneous expenses.

5.3 NET ASSETS/EQUITY

The net assets/equity is the net position of the Government after deducting all its liabilities from its assets at the end of each financial year and is made up of the following:

- Consolidated Fund;
- Accumulated Surplus; and
- Special Funds.

5.3.1 CONSOLIDATED FUND

The Finance and Audit Act requires government revenues to be credited to the Consolidated Fund, and for expenditure incurred on the authority of warrants issued by the Minister of Finance, Economic Planning and Development, to be charged to the Fund.

In the financial statements 2019-2020, the Consolidated Fund has been accounted for as per its statutory definition. The balance of the Consolidated Fund stood at Rs 61,289.6 M as at 30 June 2020 compared to Rs 29,626.4 M (restated) as at 30 June 2019.

5.3.2 ACCUMULATED SURPLUS

The accumulated surplus of the Budgetary Central Government of Mauritius as at 30 June 2020 stood at Rs 119,793.8 M after making adjustments relating to accrual accounting.

5.3.3 SPECIAL FUNDS

The total amount of Special Funds deposited with the Accountant-General as at 30 June 2020 was Rs 13,042.5 M, details of which are provided in the Statement of Special Funds (Statement H) included in this report.

5.4 PUBLIC SECTOR DEBT

The public sector debt outstanding as at 30 June 2020 stood at Rs 381,796.2 M as per Statement of Public Sector Debt (Statement J) and is analysed in the Table 3 below:

Table 3 - Analysis of Public Sector Debt

Public Sector Debt	Amount Rs'M	% of Total Public Sector Debt
Budgetary Central Government (BCG)	348,477.4 *	91.27
Extra Budgetary Units	217.0	0.06
Public Corporations	38,536.2	10.09
Consolidation Adjustments	(5,434.4) **	(1.42)
Total Public Sector Debt	381,796.2	100.00

* BCG includes IMF SDR Allocations amounting to Rs 5,375.0 M.

** Consolidation adjustments represents Government Securities held by Non-Financial Public Sector Entities and Domestic loan from SIC Development Co. Ltd.

5.4.1 GOVERNMENT DEBT

As at 30 June 2020, the total Debt of BCG, excluding IMF SDR Allocations (Rs 5,375.0 M), stood at Rs 343,102.4 M, details of which are provided in Table 4 below:

Table 4 - Government Debt

Government Debt	Internal	External	Total
	Rs'M	Rs'M	Rs'M
Long Term	195,248.4	38,232.4	233,480.8
Medium Term	63,177.8	47.2	63,225.0
Short Term	46,362.6	34.0	46,396.6
Total (Nominal Value)	304,788.8	38,313.6	343,102.4
Total (at Amortised Cost)	306,192.2	33,617.8	339,810.0

5.4.2 GOVERNMENT DEBT SERVICING

Expenditure on government debt servicing during the year amounted to Rs 36,617.5 M and was made up of the following:

Table 5 - Government Debt Servicing

Government Debt Servicing	Amount	Total Amount
	Rs'M	Rs'M
Interest:		
External Debt	637.6	
Internal Debt	12,727.6	13,365.2
Capital Repayments:		
External Debt	10,875.1	
Internal Debt	12,352.9	23,228.0
Management/Service Charges		24.3
Total		36,617.5

5.5 LOANS TO PUBLIC ENTERPRISES & OTHER BODIES

Loans totalling Rs 731.1 M were made to statutory bodies, local authorities and other bodies during the year under review. Capital reimbursements and interests received from borrowers during the year amounted to Rs 86.3 M and Rs 76.3 M respectively. The balance of such loans outstanding as at 30 June 2020 was Rs 11,476.0 M, details of which are provided in the Statement of Outstanding Loans financed from Revenue (Statement M) included in this report.

5.6 INVESTMENTS

The fair value of investments, held by Government as at 30 June 2020 stood at Rs 104,350.6 M as detailed in the Table 6 below:

Table 6 - Breakdown of Investments held by Government

Description	Fair Value Rs'M	Cost Price Rs'M
Quoted Shares	628.4	140.3
Unquoted Shares	56,413.8	32,101.5
Equity Participation	46,393.7	6,105.2
Other Investments *	914.7	914.7
Total	104,350.6	39,261.7

* Other Investments represents deposits with banks and includes an amount of Rs 320 M which pertains to Special Funds.

Details of investments are given in the Statement of Investments (Statement F) included in this report.

6.0 ACKNOWLEDGEMENT

During the latter part of the financial year 2019-2020, Mauritius witnessed the ravaging effect of COVID-19, an unprecedented event that forced a complete lockdown of the country and during which the Government had to come up with instant mechanisms to ensure that the welfare of the population is cared for. The Treasury, being the payment centre of the Government, as such, continued its operation, albeit not fully, during these dire times to manage the smooth transfer of funds pertaining to COVID-19 pandemic and also to meet the Government's normal payment obligations.

I am thus extremely thankful to the staff of the Treasury who showed commitment and dedication throughout the year and despite the confinement period, worked hard to achieve, amongst others, the successful closure of the financial year and the timely preparation and submission of the financial statements.

My warm appreciation goes to the Financial Secretary for his unflinching support and guidance during the year on all strategic matters.

I also take this opportunity to extend my gratitude to the Director of Audit and all Senior Chief Executives, Permanent Secretaries, other Accounting Officers and their staffs for their contribution in this endeavour.



S.D. RAMDEEN

Accountant-General

19 May 2021

AUDIT CERTIFICATE



NATIONAL AUDIT OFFICE

CERTIFICATE OF THE DIRECTOR OF AUDIT ON THE ANNUAL STATEMENTS OF GOVERNMENT

Report on the Audit of the Annual Statements

Opinion

I have audited the Annual Statements of the Government of the Republic of Mauritius, submitted in accordance with Section 19(1) of the Finance and Audit Act, which comprise the statement of financial position as at 30 June 2020, and the statement of financial performance, the statement of changes in net assets or equity, the statement of cash flows and the statement of comparison of budget estimates and actual amounts for the year then ended, other Statements as required under Section 19(3) of the Act, and notes to the accounts, including a summary of significant accounting policies.

In my opinion, the accompanying Annual Statements give a true and fair view of the financial position of the Government of the Republic of Mauritius as at 30 June 2020, and of its financial performance and its cash flows for the year then ended in accordance with Section 19(3A)(a) of the Finance and Audit Act, and the accounting basis as disclosed in Note 2.1.B(i) to the accounts.

Basis for Opinion

I conducted my audit in accordance with International Standards of Supreme Audit Institutions (ISSAIs). My responsibilities under those standards are further described in the *Auditor's Responsibilities for the Audit of the Annual Statements* Section of my report. I am independent of the Ministries and Government Departments in accordance with the INTOSAI Code of Ethics, together with the ethical requirements that are relevant to my audit of the Annual Statements in Mauritius, and I have fulfilled my other ethical responsibilities in accordance with these requirements. I believe that the audit evidence I have obtained is sufficient and appropriate to provide a basis for my opinion.

Emphasis of Matter

I draw attention to:

- (i) The Loan figure of Rs11.5 billion at Note 6 to the Accounts, which represents balance of loans to Statutory Bodies, Private Bodies, Other Bodies and Private Individuals as at 30 June 2020. Included in this figure is a sum of Rs 1.9 billion, representing amounts due as at 30 June 2020 but not yet paid as at that date.

- (ii) The Investment figure of Rs104.4 billion, as disclosed at Note 7 to the Accounts, which represents the fair value of investments in Quoted and Unquoted Shares, Equity Participation and Other Investments. The fair values of Unquoted Shares and Equity Participation were based on the Net Asset figures as per the latest audited financial statements of investees.

My opinion is not modified in respect of the above matters.

Key Audit Matters

Key audit matters are those matters that, in my professional judgment, were of most significance in my audit of the Annual Statements of the current period. These matters were addressed in the context of my audit of the Annual Statements as a whole, and in forming my opinion thereon, and I do not provide a separate opinion on these matters. I have determined that there are no key audit matters to communicate in my report.

Responsibilities of the Accountant General and Those Charged with Governance for the Annual Statements

The Accountant General is responsible for the preparation and fair presentation of these Annual Statements in accordance with Section 19(3A)(a) of the Finance and Audit Act, and the accounting basis as disclosed in Note 2.1.B(i) to the accounts, and for such internal control necessary to enable the preparation of Annual Statements that are free from material misstatement, whether due to fraud or error.

Those charged with governance are responsible for overseeing the financial reporting process in Ministries and Government Departments.

Auditor's Responsibility for the Audit of the Annual Statements

My objectives are to obtain reasonable assurance about whether the Annual Statements as a whole are free from material misstatement, whether due to fraud or error, and to issue an auditor's report that includes my opinion. Reasonable assurance is a high level of assurance, but is not a guarantee that an audit conducted in accordance with ISSAIs will always detect a material misstatement when it exists. Misstatements can arise from fraud or error and are considered material if, individually or in the aggregate, they could reasonably be expected to influence the economic decisions of users taken on the basis of these Annual Statements.

As part of an audit in accordance with ISSAIs, I exercise professional judgement and maintain professional scepticism throughout the audit. I also:

- Identify and assess the risks of material misstatement of the Annual Statements, whether due to fraud or error, design and perform audit procedures responsive to those risks, and obtain audit evidence that is sufficient and appropriate to provide a basis for my opinion. The risk of not detecting a material misstatement resulting from fraud is higher than for one resulting from error, as fraud may involve collusion, forgery, intentional omissions, misrepresentations, or the override of internal controls.
- Obtain an understanding of internal control relevant to the audit in order to design audit procedures that are appropriate in the circumstances, but not for the purpose of expressing an opinion on the effectiveness of the Ministries' and Departments' internal control.
- Evaluate the appropriateness of accounting policies used and the reasonableness of accounting estimates and related disclosures made by management.
- Evaluate the overall presentation, structure and content of the Annual Statements, including the disclosures, and whether the Annual Statements represent the underlying transactions and events in a manner that achieves fair presentation.

I communicate with those charged with governance regarding, among other matters, the planned scope and timing of the audit and significant audit findings, including any significant deficiencies in internal control that I identify during my audit.

I also provide those charged with governance with a statement that I have complied with relevant ethical requirements regarding independence, and to communicate with them all relationships and other matters that may reasonably be thought to bear on my independence, and where applicable, related safeguards.

From the matters communicated with those charged with governance, I determine those matters that were of most significance in the audit of the Annual Statements of the current period and are therefore the Key Audit Matters. I describe these matters in my auditor's report, unless law or regulation precludes public disclosure about the matter or when, in extremely rare circumstances, I determine that a matter should not be communicated in my report because the adverse consequences of doing so would reasonably be expected to outweigh the public interest benefits of such communication.

Report on Other Legal and Regulatory Requirements

Management's Responsibility for Compliance

Management is responsible for controlling expenditure on any service in respect of which public funds have been appropriated and for collecting revenue and paying that revenue into public funds, as well as putting in place a sound system of internal control designed to provide reasonable assurance regarding, amongst others, the effectiveness and efficiency of operations, the safeguarding of assets and data, the prevention of fraud and irregularities, and the compliance with applicable laws, regulations and instructions, policies and established procedures.

Auditor's Responsibility

In addition to my responsibility to express an opinion on the Annual Statements described above, I am required under Section 16 of the Finance and Audit Act to satisfy myself that:

- (a) all reasonable precautions have been and are taken to safeguard the collection of public money;
- (b) all laws, directions or instructions relating to public money have been and are duly observed;
- (c) all money appropriated or otherwise disbursed is applied to the purpose for which Parliament intended to provide and that the expenditure conforms to the authority which governs it;
- (d) adequate directions or instructions exist for the guidance of public officers entrusted with duties and functions connected with finance or storekeeping and that such directions or instructions have been and are duly observed; and
- (e) satisfactory management measures have been and are taken to ensure that resources are procured economically and utilised efficiently and effectively.

I am also required to state whether the provisions of Part V of the Public Procurement Act regarding the bidding process have been complied with.

I believe that the audit evidence I have obtained is sufficient and appropriate to provide a basis for my qualified opinion.

Finance and Audit Act

In a few instances, access to records and information has been denied on the ground that they were in the custody of relevant authorities for investigations. In one case, a Department invoked a confidentiality clause in a contract to limit access to records and information to NAO Officers.

Except for the above, I have obtained all information and explanations I have required for the purpose of my audit.

Based on my examination of the accounts and records of Ministries and Government Departments, except for the matters mentioned in my Report for the financial year 2019-20, nothing has come to my attention that causes me to believe that the financial management principles laid down at Section 16 of the Finance and Audit Act have, in all material respects, not been adhered to.

Public Procurement Act

In my opinion, except for the matters mentioned in my Report for the financial year 2019-20, the provisions of Part V of the Act have been complied with as far as it appears from my examination of the relevant records.



C. ROMOOAH
Director of Audit

National Audit Office
Level 14, Air Mauritius Centre
Port Louis

22 February 2021

FINANCIAL STATEMENTS

STATEMENT A

Statement of Financial Position as at 30 June 2020

		30 June 2020	30 June 2019
			Restated
ASSETS	Notes	Rs	Rs
CURRENT ASSETS			
Cash and Cash Equivalents	4	29,496,903,293	5,628,533,747
Receivables from Non-Exchange Transactions	5	8,267,969,166	-
Loans and Advances	6	4,478,890,064	5,554,034,761
Investments	7	842,900,000	225,900,000
Inventories		2,119,751,417	1,531,094,628
Prepayments		37,249,834	56,648,404
		45,243,663,774	12,996,211,540
NON-CURRENT ASSETS			
Loans and Advances	6	11,228,031,716	11,087,797,685
Investments	7	103,507,717,104	103,887,432,463
Property, Plant and Equipment	8	511,432,121,600	508,965,936,792
Intangible Assets	9	828,376,327	1,040,640,240
IMF -SDR Deposits	10	3,937,250,300	3,488,408,559
IMF -Reserve Tranche Position	10	1,920,129,985	1,069,362,969
		632,853,627,032	629,539,578,708
Total Assets		678,097,290,806	642,535,790,248
LIABILITIES			
CURRENT LIABILITIES			
Payables	11	1,552,385,176	1,915,705,273
Deposits	12	1,742,997,392	1,370,806,896
Government Debt	13	84,211,090,025	34,809,894,935
Employee Benefits Obligation	14, 15	777,766,929	1,120,663,772
		88,284,239,522	39,217,070,876
NON-CURRENT LIABILITIES			
Payables	11	30,972,530	65,257,349
Deposits	12	706,104,933	840,038,790
Government Debt	13	255,598,958,169	247,228,973,975
IMF -SDR Allocations	10	5,374,973,219	4,762,232,816
Employee Benefits Obligation	14, 15	133,976,190,757	131,266,352,443
		395,687,199,608	384,162,855,373
Total Liabilities		483,971,439,130	423,379,926,249
Net Assets		194,125,851,676	219,155,863,999
NET ASSETS/EQUITY			
Consolidated Fund	16	61,289,567,666	29,626,400,023
Accumulated Surplus	16	119,793,758,244	187,304,023,827
Special Funds	16	13,042,525,766	2,225,440,149
		194,125,851,676	219,155,863,999



S.D. RAMDEEN
Accountant-General

30 December 2020

STATEMENT AA

Statement of Financial Performance for the financial year 2019 - 2020
(Classification of Expenses by Function)

	Notes	Year Ended 30 June 2020 Rs	Year Ended 30 June 2019 Restated Rs
Revenue			
Revenue from Non-Exchange Transactions			
Taxation	17	89,191,875,369	95,507,506,654
Fines, Penalties and Forfeits		302,058,940	348,419,488
Grants and Aid	18	22,287,884,616	1,647,912,987
Other Transfers	19	2,003,654,218	2,181,497,311
		113,785,473,143	99,685,336,440
Revenue from Exchange Transactions			
Licences	20	2,595,302,145	2,792,785,748
Finance Income		254,218,261	311,966,910
Dividends and Withdrawals from Income of Quasi Corporations	21	2,708,898,424	1,323,991,453
Rent and Royalties		982,009,603	1,192,299,082
Sales of Goods and Services		1,665,964,600	1,907,177,064
Other Revenue	22	466,647,538	531,168,771
		8,673,040,571	8,059,389,028
Total Revenue		122,458,513,714	107,744,725,468
Expenses			
General Public Services		33,263,971,748	23,308,253,367
Public Order and Safety		10,401,971,490	9,720,011,472
Economic Affairs		18,026,996,068	7,645,998,912
Environmental Protection		3,185,282,404	1,213,917,048
Housing and Community Amenities		1,657,497,713	2,114,854,811
Health		11,918,734,176	11,002,903,200
Recreation, Culture and Religion		893,584,556	1,430,245,698
Education		15,560,750,490	15,675,430,252
Social Protection		42,831,465,167	35,182,109,147
Depreciation and Amortisation	8 & 9	4,781,812,645	3,111,770,690
Finance Costs	28	13,910,876,848	13,754,852,464
Total Expenses		156,432,943,305	124,160,347,061

STATEMENT AA

Statement of Financial Performance for the financial year 2019 - 2020
(Classification of Expenses by Function)

	Notes	Year Ended 30 June 2020 Rs	Year Ended 30 June 2019 Restated Rs
Other Gains/(Losses)			
Fair Value Loss on Investments		(7,072,400,328)	-
Gains on Disposal of Investments		-	548,342
Losses on Foreign Exchange Transactions		(3,068,237,187)	(23,630,074)
Deficit for the year		(44,115,067,106)	(16,438,703,325)

30 December 2020

S.D. RAMDEEN
Accountant-General

STATEMENT AB

Statement of Financial Performance for the financial year 2019 - 2020
(Classification of Expenses by Nature)

		Year Ended 30 June 2020	Year Ended 30 June 2019 Restated
	Notes	Rs	Rs
Revenue			
Revenue from Non-Exchange Transactions			
Taxation	17	89,191,875,369	95,507,506,654
Fines, Penalties and Forfeits		302,058,940	348,419,488
Grants and Aid	18	22,287,884,616	1,647,912,987
Other Transfers	19	2,003,654,218	2,181,497,311
		113,785,473,143	99,685,336,440
Revenue from Exchange Transactions			
Licences	20	2,595,302,145	2,792,785,748
Finance Income		254,218,261	311,966,910
Dividends and Withdrawals from Income of Quasi Corporations	21	2,708,898,424	1,323,991,453
Rent and Royalties		982,009,603	1,192,299,082
Sales of Goods and Services		1,665,964,600	1,907,177,064
Other Revenue	22	466,647,538	531,168,771
		8,673,040,571	8,059,389,028
Total Revenue		122,458,513,714	107,744,725,468
Expenses			
Employee Costs	23	39,765,702,881	41,640,588,567
Subsidies		10,097,019,489	1,513,659,008
Grants	24	36,432,194,635	24,555,142,404
Social Benefits	25	34,211,022,537	24,243,941,908
Operating Expenses	26	11,155,158,330	9,747,746,465
Depreciation and Amortisation	8 & 9	4,781,812,645	3,111,770,690
Other Expenses	27	6,079,155,940	5,592,645,555
Finance Costs	28	13,910,876,848	13,754,852,464
Total Expenses		156,432,943,305	124,160,347,061

STATEMENT AB

Statement of Financial Performance for the financial year 2019 - 2020
(Classification of Expenses by Nature)

	Year Ended 30 June 2020	Year Ended 30 June 2019 Restated
Notes	Rs	Rs
Other Gains/(Losses)		
Fair Value Loss on Investments	(7,072,400,328)	-
Gains on Disposal of Investments	-	548,342
Losses on Foreign Exchange Transactions	<u>(3,068,237,187)</u>	<u>(23,630,074)</u>
Deficit for the year	<u>(44,115,067,106)</u>	<u>(16,438,703,325)</u>



S.D. RAMDEEN
Accountant-General

30 December 2020

STATEMENT AC

Statement of Changes in Net Assets or Equity for the financial year 2019 - 2020

	Consolidated Fund (Cash basis) Restated Rs	Accumulated Surplus Restated Rs	Special Funds Rs	Total Rs
Balance at 1 July 2018	27,772,340,857	114,766,703,120	4,344,719,452	146,883,763,429
Prior year adjustments				
- Recognition of Investments at cost	1,305,426,268	-	-	1,305,426,268
- Disposal of Investment	-	(51,000)	-	(51,000)
- Reversal of Depreciation/ Amortisation Charge on recognition of Asset Under Construction/ Development	-	616,422,106	-	616,422,106
- First-time recognition of Employee Benefit Liability	-	(129,648,133,831)	-	(129,648,133,831)
- Effect of accounting Government Debt at amortised cost	-	5,077,617,780	-	5,077,617,780
Balance at 1 July 2018, as restated	29,077,767,125	(9,187,441,825)	4,344,719,452	24,235,044,752
Changes in Accounting Policies				
- Fair valuation of Investments	-	72,100,807,035	-	72,100,807,035
- Recognition of Outer Island	-	58,779,582,000	-	58,779,582,000
- Adjustment relating to valuation of Roads and Bridges	-	76,838,578,818	-	76,838,578,818
- Reversal of accumulated depreciation on Roads and Bridges	-	3,752,756,730	-	3,752,756,730
Changes in net assets or equity for 2018-2019				
Net movement attributable to Consolidated Fund	548,632,898	(548,632,898)	-	-
Net gain on remeasurement of Employee Benefit Obligations	-	2,007,077,292	-	2,007,077,292
Net movement in Special Funds	-	-	(2,119,279,303)	(2,119,279,303)
Deficit for the year (Restated)	-	(16,438,703,325)	-	(16,438,703,325)
Restated Balance at 30 June 2019	29,626,400,023	187,304,023,827	2,225,440,149	219,155,863,999
Change in Accounting Policies				
- First-time recognition of Receivables from non-exchange transactions	-	8,267,969,166	-	8,267,969,166
Changes in net assets or equity for 2019-2020				
Net movement attributable to Consolidated Fund	31,663,167,643	(31,663,167,643)	-	-
Net movement in Special Funds	-	-	10,817,085,617	10,817,085,617
Deficit for the year	-	(44,115,067,106)	-	(44,115,067,106)
Balance at 30 June 2020	61,289,567,666	119,793,758,244	13,042,525,766	194,125,851,676



S. D. RAMDEEN
Accountant-General

30 December 2020

STATEMENT AD

Statement of Cash Flow for the financial year ended 2019 - 2020

	Year Ended 30 June 2020 Rs	Year Ended 30 June 2019 Rs
CASH FLOWS FROM OPERATING ACTIVITIES		
Receipts		
Taxation	91,787,177,514	98,300,292,402
Sales of Goods and Services	1,666,329,376	1,907,441,761
Grants	21,683,290,332	1,647,912,987
Interest received	231,556,861	244,088,022
Fees, Fines and Penalties	302,058,940	339,143,255
Receipts of Special Funds	10,817,101,391	24,751,127,151
Other Receipts	17,699,214,542	14,614,607,832
Payments		
Employee Costs	(30,978,578,797)	(30,280,431,630)
Pension Costs	(7,686,455,041)	(7,583,906,506)
Supplies and Consumables	(11,895,754,318)	(9,940,961,695)
Interest paid	(13,371,193,483)	(12,265,665,071)
Grants, Contribution, Subsidies and Transfers	(74,259,621,778)	(55,425,909,147)
Payments by Special Funds	(12,100,015,774)	(25,159,795,273)
Other Payments	(15,229,387,742)	(13,351,568,089)
Net cash flows from operating activities	(21,334,277,977)	(12,203,624,001)
CASH FLOWS FROM INVESTING ACTIVITIES		
Purchase of Non-Financial Assets	(6,957,898,669)	(7,916,172,496)
Proceeds from Sale of Non-Financial Assets	147,415	-
Purchase of New Investments and Other Securities	(17,598,911,938)	(8,674,246,670)
Proceeds from Sale of Investments and Other Securities	11,276,037,953	1,517,841,473
Dividend received	552,339,561	185,865,844
Advances and Loans to Statutory and Other Bodies	(777,444,568)	(2,818,848,277)
Proceeds from repayment of Advances and Loans to Statutory and Other Bodies	2,113,427,571	312,879,403
Income from Quasi Corporations and other Capital Revenues	2,152,003,043	1,138,200,946
Net cash flows from investing activities	(9,240,299,632)	(16,254,479,777)
CASH FLOWS FROM FINANCING ACTIVITIES		
Proceeds from Government Debt	131,543,584,814	90,371,401,590
Repayment/Redemption of Government Debt	(77,238,112,356)	(70,924,821,680)
Net cash flows from financing activities	54,305,472,458	19,446,579,910
Net increase/(decrease) in cash and cash equivalents	23,730,894,849	(9,011,523,868)
Cash and cash equivalents at beginning of year	5,628,533,747	14,551,829,955
Foreign-exchange Gains/(Losses) on cash	137,474,697	88,227,660
Cash and cash equivalents at end of year	29,496,903,293	5,628,533,747

S.D. RAMDEEN
Accountant-General

30 December 2020

STATEMENT AE

**Statement of Comparison of Budget Estimates and Actual Amounts for
the financial year 2019 - 2020
(Classification of Expenses by Function)**

	Original Estimates (a) Rs	Total Provisions* (b) Rs	Actual Amount (c) Rs	Difference (N2) Rs
REVENUE				
Taxation	104,676,000,000	104,676,000,000	91,787,177,514	12,888,822,486
Grants and Transfers	6,335,000,000	6,335,000,000	4,287,884,616	2,047,115,384
Proceeds from Borrowings	80,722,000,000	80,722,000,000	132,364,139,946	(51,642,139,946)
Capital Receipts	5,936,700,000	5,936,700,000	86,313,084	5,850,386,916
Other Receipts	10,134,000,000	10,134,000,000	7,797,910,075	2,336,089,925
Total Revenue	207,803,700,000	207,803,700,000	236,323,425,235	(28,519,725,235)
Financing from cash and cash equivalents	2,550,000,000	36,250,000,000	(10,775,591,945)	13,325,591,945
Financing from Bank of Mauritius (N4)	18,000,000,000	18,000,000,000	18,000,000,000	-
Total Financing	228,353,700,000	262,053,700,000	243,547,833,290	(15,194,133,290)
EXPENSES				
General Public Services	125,873,500,000	141,453,456,100	130,224,282,185	(4,350,782,185)
Public Order and Safety	12,485,700,000	12,336,978,508	11,430,869,346	1,054,830,654
Economic Affairs	13,384,000,000	23,880,808,392	21,312,876,569	(7,928,876,569)
Environmental Protection	2,508,000,000	4,364,524,000	3,876,552,167	(1,368,552,167)
Housing and Community Amenities	3,503,800,000	3,557,050,000	2,808,668,664	695,131,336
Health	13,100,000,000	14,300,000,000	13,783,339,343	(683,339,343)
Recreation, Culture and Religion	1,113,000,000	1,112,945,000	919,444,513	193,555,487
Education	17,123,000,000	17,118,647,000	16,308,411,890	814,588,110
Social Protection	38,562,700,000	43,667,700,000	42,883,388,613	(4,320,688,613)
Total Expenses	227,653,700,000	261,792,109,000	243,547,833,290	(15,894,133,290)
Contingencies (N3)	700,000,000	261,591,000	-	700,000,000
Total Expenses including Contingencies	228,353,700,000	262,053,700,000	243,547,833,290	(15,194,133,290)

* Refers to the total amount approved after Supplementary Appropriation & Virement.

Notes:

N1 'Total Provisions' is not applicable to Revenue.

N2 Column (a) - Column (c)

N3 The amount appropriated under 'Contingencies' has been reallocated to expenditure items under different votes of expenditure.

N4 This has been presented as per the Estimates 19/20. However, for the purpose of the Statement of Financial Performance (AA & AB), this has been accounted under "Grants and Aid".

S.D. RAMDEEN
Accountant-General

30 December 2020

STATEMENT AF

**Statement of Comparison of Budget Estimates and Actual Amounts for
the financial year 2019 - 2020
(Classification of Expenses by Nature)**

	Original Estimates (a) Rs	Total Provisions* (N1) (b) Rs	Actual Amount (c) Rs	Difference (N2) Rs
<u>RECURRENT BUDGET</u>				
Recurrent Revenue	114,810,000,000	114,810,000,000	99,585,087,589	15,224,912,411
Tax Receipts	104,676,000,000	104,676,000,000	91,787,177,514	12,888,822,486
Social Contributions	1,332,000,000	1,332,000,000	1,384,128,782	(52,128,782)
Other Revenue	8,802,000,000	8,802,000,000	6,413,781,293	2,388,218,707
Recurrent Expenditure	121,569,050,000	143,581,887,105	134,915,543,394	(13,346,493,394)
Compensation of Employees	32,674,342,000	32,618,148,096	30,978,578,797	1,695,763,203
Purchase of Goods and Services	11,876,586,000	13,942,222,333	11,977,500,528	(100,914,528)
Interest (Accrual basis)	13,795,000,000	13,796,000,000	13,365,218,193	429,781,807
Subsidies	1,641,000,000	12,624,889,400	10,097,019,489	(8,456,019,489)
Grants to Parastatal Bodies/Local Authorities/RRA	22,519,999,000	23,165,854,666	22,569,213,651	(49,214,651)
Social Benefits	34,724,910,000	42,875,028,000	41,904,505,673	(7,179,595,673)
Other Expense	3,837,213,000	4,388,975,110	4,023,507,063	(186,294,063)
Contingencies (N3)	500,000,000	170,769,500	-	500,000,000
Recurrent Balance	(6,759,050,000)	(28,771,887,105)	(35,330,455,805)	28,571,405,805
<u>CAPITAL BUDGET</u>				
Capital Revenue	6,925,000,000	6,925,000,000	4,287,884,616	2,637,115,384
External Grants	6,335,000,000	6,335,000,000	4,287,884,616	2,047,115,384
Transfer from Special Funds	590,000,000	590,000,000	-	590,000,000
Capital Expenditure	17,035,150,000	27,529,912,892	22,852,308,660	(5,817,158,660)
Acquisition of Non-Financial Assets	11,626,050,000	11,031,894,186	7,535,573,418	4,090,476,582
Grants to Parastatal Bodies/Local Authorities/RRA	2,691,300,000	2,483,897,206	1,894,287,695	797,012,305
Transfers to Special Funds	100,000,000	12,100,000,000	12,100,000,000	(12,000,000,000)
Other Transfers	2,417,800,000	1,823,300,000	1,322,447,547	1,095,352,453
Contingencies (N3)	200,000,000	90,821,500	-	200,000,000
Capital Balance	(10,110,150,000)	(20,604,912,892)	(18,564,424,044)	8,454,274,044
Budget Balance (Before Net Acquisition of Financial Assets)	(16,869,200,000)	(49,376,799,997)	(53,894,879,849)	37,025,679,849
Net Acquisition of Financial Assets	2,979,100,000	4,172,500,003	8,473,878,881	(5,494,778,881)
Domestic	2,838,600,000	3,228,600,003	7,672,285,768	(4,833,685,768)
Loan to Parastatal Bodies	774,100,000	1,134,300,000	731,078,568	43,021,432
Reimbursement of Loan by Parastatal Bodies	346,700,000	346,700,000	86,239,131	260,460,869
Equity Purchase/Participation	7,411,200,000	7,441,000,003	7,027,520,284	383,679,716
Equity Sale	5,000,000,000	5,000,000,000	73,953	4,999,926,047
Foreign	120,500,000	125,900,000	125,316,173	(4,816,173)
Equity Purchase/Participation	120,500,000	125,900,000	125,316,173	(4,816,173)
Net SDR Transactions	20,000,000	818,000,000	676,276,940	(656,276,940)
IMF Subscription	20,000,000	818,000,000	676,276,940	(656,276,940)
Adjustment for difference in cash and accrual interest	676,300,000	676,300,000	18,323,084	657,976,916

STATEMENT AF

**Statement of Comparison of Budget Estimates and Actual Amounts for
the financial year 2019 - 2020
(Classification of Expenses by Nature)**

	Original Estimates (a) Rs	Total Provisions* (N1) (b) Rs	Actual Amount (c) Rs	Difference (N2) Rs
GOVERNMENT BORROWING REQUIREMENTS	(19,172,000,000)	(52,873,000,000)	(62,350,435,646)	43,178,435,646
Domestic Financing	35,738,000,000	69,438,000,000	63,409,443,184	(27,671,443,184)
Net Government Securities	14,736,000,000	14,736,000,000	56,136,334,996	(41,400,334,996)
Issue of Government Securities	77,506,000,000	77,506,000,000	122,499,369,300	(44,993,369,300)
Amortisation of Government Securities	62,770,000,000	62,770,000,000	66,363,034,304	(3,593,034,304)
Financing from SIC Development Co. Ltd	452,000,000	452,000,000	48,700,133	403,299,867
Drawdown	452,000,000	452,000,000	48,700,133	403,299,867
Financing from cash and cash equivalents	2,550,000,000	36,250,000,000	(10,775,591,945)	13,325,591,945
Financing from Bank of Mauritius (N4)	18,000,000,000	18,000,000,000	18,000,000,000	-
Foreign Financing	(16,566,000,000)	(16,565,000,000)	(1,059,007,538)	(15,506,992,462)
Foreign Loans	(16,566,000,000)	(16,565,000,000)	(1,059,007,538)	(15,506,992,462)
Loan from Foreign Governments/ International Organisations	2,764,000,000	2,764,000,000	9,816,070,514	(7,052,070,514)
Amortisation of External Loans	19,330,000,000	19,329,000,000	10,875,078,052	8,454,921,948
	-	-	-	-

* Refers to the total amount approved after Supplementary Appropriation & Virement.

Notes:

N1 'Total Provisions' is not applicable to Revenue.

N2 Column (a) - Column (c)

N3 The amount appropriated under 'Contingencies' has been reallocated to expenditure items under different votes of expenditure.

N4 This has been presented as per the Estimates 19/20. However, for the purpose of the Statement of Financial Performance (AA & AB), this has been accounted under "Grants and Aid".

N5 Refer to Note 29 for explanation on variances.

S.D. RAMDEEN
Accountant-General

30 December 2020

NOTES TO THE ACCOUNTS

1. GENERAL INFORMATION

The Republic of Mauritius is an island found in the East Coast of Madagascar. It got its independence on 12 March 1968. The country has a Westminster type of Parliamentary Government. The core vision of Mauritius in 2030 is:

- to place the country among the High-Income Countries of the world,
- to become a country where the society and the economy are inclusive, with a better sharing of prosperity, a narrower gap between the poor and rich and no families and children living in absolute poverty,
- and where the population across all strata enjoy a higher quality of life and a higher standard of living in a clean and safe environment.

Under the Finance and Audit Act, it is the responsibility of the Accountant-General to prepare the accounts of the Government within six months of the close of every fiscal year.

2. SUMMARY OF SIGNIFICANT ACCOUNTING POLICIES

2.1 Basis of Preparation

A Estimates

The Estimates (Budget) of the Government is appropriated by votes of expenditure on a cash basis, except for 'cost of borrowings' which is appropriated on an accrual basis and 'carry-over of capital expenditure' where amount earmarked in a fiscal year is carried over to a period not exceeding 3 months in the following fiscal year.

The Estimates are for the Budgetary Central Government, which includes Ministries and Government Departments. Transfers to Special Funds are appropriated and included as expenditure in the approved Estimates in the year of expenditure. However, the revenue and expenditure of the Special Funds are not included in the approved Estimates.

The approved Estimates covers the fiscal period from 1 July 2019 to 30 June 2020.

B Financial Statements

- (i) Following the amendments made to the Finance and Audit Act in July 2017, the financial statements of the Government for the financial year 2022-2023 and onwards will have to be prepared in compliance with International Public Sector Accounting Standards (IPSAS).

For the financial year 2019-2020, the financial statements have been prepared in accordance with Section 19 (3A)(a) of the Finance & Audit Act 1973 as subsequently amended, i.e. as far as possible in compliance with IPSAS and present fairly the financial transactions and financial position of Government as at 30 June 2020.

NOTES TO THE ACCOUNTS

Accordingly, the elements of the financial statements have been accounted for as follows:

ELEMENTS	ACCOUNTING BASIS
<u>Revenue</u>	
Revenue from Non-Exchange Transactions	Partial Accrual
Revenue from Exchange Transactions	Cash
<u>Expenses</u>	
Employee Costs	Accrual
Subsidies	Cash
Grants	Partial Accrual
Social Benefits	Accrual
Operating Expenses	Accrual
Depreciation and Amortisation	Accrual
Other Expenses (excluding Other Transfer Payments)	Accrual
- Other Transfer Payments (except for Transfers to Regional/International Organisations)	Cash
Finance Costs	Accrual

ASSETS AND LIABILITIES	MEASUREMENT BASIS
<u>Assets</u>	
Receivables from Non-Exchange Transactions	At Cost
Loans and Advances	At Cost
Investments	
- Equity Investments	At Fair Value
- Other Investments	At Cost
Inventories	Lower of Cost and Replacement Cost
Property, Plant and Equipment (excluding Land, Roads, Bridges and Donated Assets)	At Cost
- Land	
• Acquired before 30 June 2018	At a value estimated by Government Valuation Department
• Acquired after 30 June 2018	At Cost
- Roads and Bridges	At a value estimated by the Road Development Authority
- Donated Assets	At Fair Value
Intangible Assets	At Cost
IMF -SDR Deposits	At Cost
IMF -Reserve Tranche Position	At Cost
Prepayments	At Cost

NOTES TO THE ACCOUNTS

ASSETS AND LIABILITIES	MEASUREMENT BASIS
<u>Liabilities</u>	
Payables	At Cost
Deposits	At Cost
Government Debt	At Amortised Cost
IMF -SDR Allocations	At Cost
Employee Benefits Obligation	
• Short-Term Employee Benefits	At Cost
• Post-Employment Benefits	At an amount estimated by an independent actuary

- (ii) The accounting policies have been applied consistently throughout the year. Where necessary and where it is practicable, comparative figures have been restated to conform to changes in presentation, or in accounting policies in the current year.

2.2 Reporting Entity

The accounts are for the Budgetary Central Government of the Republic of Mauritius, which comprises Ministries, Government Departments and Special Funds bank balances and investments as per Statement H – Statement of Special Funds deposited with the Accountant-General.

2.3 Reporting Period

The accounts cover the financial year of the Government of Mauritius from 1 July 2019 to 30 June 2020.

2.4 Authorisation Date

The financial statements were authorised for issue on 30 December 2020 by Mr. S.D. Ramdeen, the Accountant-General.

2.5 Foreign Currencies

- (i) Functional and Presentation Currency

The accounts are presented in Mauritian Rupees (Rs), rounded to the nearest rupee, which is also the functional currency.

- (ii) Transactions and Balances

Transactions in foreign currencies are initially translated at the foreign exchange rate at the date of the transaction. Foreign exchange gains and losses resulting from the settlement of such transactions and from the translation at year-end exchange rates of monetary assets and liabilities denominated in foreign currencies are recognised in the Statement of Financial Performance. Non-monetary assets and liabilities measured at historical cost in foreign currencies are translated using the exchange rate at the date of the transaction. Non-monetary items that are measured at fair value in a foreign currency are translated using the exchange rates at reporting date.

NOTES TO THE ACCOUNTS

2.6 Cash and Cash Equivalents

Cash and cash equivalents comprise of cash in hand, cash remitted to Ministries/Departments, cash balances with banks, both local and overseas, deposits on call and highly liquid investments with an original maturity of three months or less, which are readily convertible to known amounts of cash and are subject to insignificant risk of changes in value and cash held on behalf of Special Funds.

2.7 Financial Assets

(i) Receivables from Non-Exchange Transactions

Receivables from Non-Exchange Transactions comprise of receivables from taxation excluding corporate taxes. These are recognised when it is probable that the future economic benefits from the taxable event will flow to the Government and can be measured reliably. Receivables from taxation are accounted for on an accrual basis.

(ii) Loans and Advances

Loans and Advances are recognised at cost. Loans are the outstanding balances due by Statutory and Other Bodies and Advances are made under the authority of warrants issued under Section 6(1) of the Finance and Audit Act and are recoverable within specified periods.

(iii) Investments

These represent mainly investments made out of monies standing to the credit of the Consolidated Fund and Special Funds in accordance with Section 3(4)(a) and 9(3)(a) of the Finance and Audit Act.

Initial Recognition of Investments

On initial recognition, investments are measured at fair value.

Classification and Measurement Basis Of Investments

The table below shows the classification and measurement basis for the different categories of investments:

Category	Classification and Measurement Basis
Equity Investments (Quoted Investments, Unquoted Investments, Equity Participation)	Fair Value Through Surplus/Deficit
Other Investments (Fixed Deposits)	Cost

(a) Equity Investments Recognised at Fair Value Through Surplus Or Deficit

Investments classified as fair value through surplus or deficit are measured at fair value at the end of each financial year, with any gains or losses on remeasurements recognised in surplus or deficit. Any dividend earned on these investments is also recognised in surplus or deficit.

NOTES TO THE ACCOUNTS

(b) Other Investments Recognised at Cost

Other investments (fixed deposits) held by Government at banks/financial institutions have been reported at cost. The fair value of these investments approximate its carrying amount.

2.8 Inventories

Inventories comprise mainly of distributable items and consumables. Inventories are measured at lower of cost and current replacement cost. Donated inventories from non-exchange transactions for nil or nominal consideration are initially measured at its fair value at the date of receipt.

The cost has been determined using First In First Out Basis (FIFO).

Donated inventories have been recognised for the first time in the financial year 2019-2020.

2.9 Prepayments

Prepayments are recognised as assets when payment for goods or services has been made in advance of obtaining a right to access those goods or services.

2.10 Property, Plant and Equipment

Property, Plant and Equipment include the following:

- (a) Infrastructure, Plant and Equipment;
- (b) Land and Buildings; and
- (c) Assets under Construction.

Furniture, Fixtures and Fittings are currently being expensed.

(i) Infrastructure, Plant and Equipment

On initial recognition, Infrastructure, Plant and Equipment are stated at cost or deemed cost. Subsequently, they are stated at cost less accumulated depreciation. Infrastructure, Plant and Equipment represent the cost of the following:

- a) Infrastructure Assets -
 - Roads - classified roads/motorways (value estimated by Road Development Authority and less accumulated depreciation);
 - Dams constructed as from 01 July 1990;
 - Bridges (value estimated by Road Development Authority and less accumulated depreciation);
 - Stadiums & Gymnasiums constructed as from 01 July 1990; and
 - Other Structures constructed as from 01 July 1990.

Infrastructure assets do not include assets acquired by the Government on behalf of other public sector bodies.

b) Transport Equipment -

- Ships/Vessels acquired as from 01 July 1992;
- Aircrafts/Helicopters acquired as from 01 July 1997; and
- Other Vehicles acquired as from 01 July 2007.

NOTES TO THE ACCOUNTS

c) Other Machinery & Equipment -

- Medical Equipment acquired as from 01 July 2007;
- Office Equipment acquired as from 01 July 2007; and
- Machinery acquired as from 01 July 2007.

Equipment acquired as from 01 July 2018 under recurrent expenditure items have been capitalised and depreciated.

(ii) Land and Buildings

Land represent the estimated value of State Lands (main land) and Outer Islands. Land is recognised at the value estimated by the Government Valuation Department.

Buildings represent residential and non-residential buildings, whether purchased, constructed or upgraded as from 01 July 1969.

Buildings are initially recognised at cost and subsequently at cost less accumulated depreciation.

(iii) Assets under Construction

Assets in the course of construction are recognised at cost.

Depreciation of these assets commences when the assets are ready for their intended use.

(iv) Donated Assets

When an asset is acquired in a non-exchange transaction for nil or nominal consideration, the asset is initially measured at its fair value at the date of acquisition and subsequently depreciated over its remaining useful life.

(v) Depreciation

Depreciation on assets is charged on a straight-line basis over the useful life of the asset. Full year depreciation is charged in the year of acquisition and none in year of disposal. Depreciation is charged at rates calculated to allocate the cost or valuation of the asset over its remaining useful life, as follows:

Buildings	50 years
Infrastructure Assets	10 – 50 years
Transport Equipment	8 – 25 years
Other Machinery & Equipment	4 – 20 years

Land is not depreciated.

(vi) Borrowing Costs

Borrowing costs are recognised as an expense in the period in which they are incurred.

NOTES TO THE ACCOUNTS

(vii) Derecognition

Property, plant and equipment and/or any significant part of an asset are derecognised upon disposal. Any gain or loss arising on derecognition of the asset (calculated as the difference between the net disposal proceeds and the carrying amount of the asset) is included in the surplus or deficit when the asset is derecognised.

2.11 Intangible Assets

Intangible assets include licenses, computer software and IT projects acquired, developed or under development as from 01 July 2009. Intangible assets acquired separately are initially recognised at cost. Following initial recognition, intangible assets are carried at cost less any accumulated amortisation and any impairment losses. Intangible assets acquired as from 01 July 2018 under recurrent expenditure items have been capitalised. Internally generated intangible assets are not capitalised and expenditure is reflected in surplus/deficit in the period in which the expenditure is incurred.

Intangible assets are amortised using the straight-line method over a period of 8 years. Full year amortisation is charged in the year of acquisition. Intangible assets which are still under development phase are recognised at cost and no amortisation is charged until the asset is available for use.

Gains or losses arising from derecognition of an intangible asset are measured as the difference between the net disposal proceeds and the carrying amount of the asset. Any surplus or deficit arising from the disposal is recognised in the statement of financial performance.

2.12 Transactions with International Monetary Fund

(i) IMF SDR Allocations and IMF SDR Deposits

IMF SDR Allocations represent obligations which arise through the participation of the Republic of Mauritius in the SDR Department of the IMF and that are related to the allocation of SDR Holdings. SDR Holdings are international reserve assets created by the IMF and allocated to members to supplement reserves.

IMF SDR Deposits represent international reserve assets allocated to Mauritius by the IMF (SDR Holdings) and held at the Bank of Mauritius.

IMF SDR Allocations and IMF SDR Deposits are translated at year-end exchange rates with any gains/loss arising on re-measurement recognised in the Statement of Financial Performance in the period in which they arise.

(ii) IMF Reserve Tranche Position

The Reserve Tranche Position represents that portion of the quota of the Republic of Mauritius in IMF that has been paid in reserve assets, i.e. SDRs or foreign currency acceptable to the IMF.

Reserve Tranche transactions, i.e. subscriptions, purchases and sales, are initially translated at the exchange rate at the date of the transaction. At year-end, the SDR Reserve Tranche Position is translated using year-end exchange rates and any gains/loss recognised in the Statement of Performance as foreign exchange gains or losses.

NOTES TO THE ACCOUNTS

2.13 Financial Liabilities

(i) Payables

Payables are of a short-term nature and are recognised at cost as the effect of discounting is not considered material.

Payables comprise the following:

- (a) 'Cost of Borrowings' consist of Accrued Interest on Re-opening of Government Bonds and Treasury Notes;
- (b) 'Accounts Payable' which are expenses incurred by the Government during the financial year but not yet paid as at year end;
- (c) 'Retention Money on Contracts' which is a percentage of the amount certified as due to the contractor on an interim certificate, that is deducted from the amount due and retained by the Government; and
- (d) 'Carry-over of Capital Expenditure' which represents the balance of the provision earmarked for capital projects in the current financial year payable within 3 months of the close of the financial year as per Section 3A of the Finance and Audit Act. The amount recognised in the Statement of Financial Position represents that portion of the total provision carried-over in respect of which goods were received or works completed by end of the financial year.

(ii) Deposits

Deposits are money deposited with the Government under Section 8 of the Finance and Audit Act and are recognised at their carrying amount.

(iii) Government Debt

Initial Recognition and Measurement

Upon initial recognition, Government Debt is measured at its fair value.

For concessionary loans, the difference between the loan proceeds and the fair value on initial recognition is accounted as revenue from non-exchange transactions.

Subsequent Measurement

- Treasury Bills and Treasury Certificates

Treasury Bills and Certificates are measured at amortised cost which is equivalent to the amount payable at maturity to the holders of these instruments, due to the short term nature of these liabilities.

- Treasury Notes, Government of Mauritius Bonds, Inflation-Indexed Bonds, Other Long-Term Securities, Domestic Loans and External Loans

Subsequently, these instruments are measured at amortised cost using the effective interest method. Interest expense and foreign exchange gains and losses are recognised in surplus/deficit. Amortised cost is calculated by taking into account any discount or premium on acquisition of these instruments.

NOTES TO THE ACCOUNTS

- Silver Retirement/Savings Bonds

These instruments are recognised at cost.

De-Recognition of Financial Liabilities

A financial liability (or a part of a financial liability) is removed from the statement of financial position when, the financial liability is extinguished – i.e., when the obligation specified in the contract is discharged, waived, cancelled or expired.

2.14 Employee Benefits Obligation

(i) Short-Term Employee Benefits

Short-term employee benefits are benefits which are expected to be settled wholly before twelve months after the reporting period in which the employee renders the related service.

Short-term employee benefits are expensed in the period the employee renders the service and a liability is recognised in respect of amount not paid at the end of the financial year. Owing to the short-term nature of those entitlements, the liabilities are not discounted for the time value of money and are presented as current liabilities

The short-term employee benefits consist of salaries, wages, salary compensation, overtime, travelling and transport, allowances, end of year bonus, social security contributions, passage benefits, and allowance in lieu of passage benefits.

Accumulated paid leave (bank of sick leave and vacation leave) are accrued in the period the employee renders the service and a liability is recognised in respect of amount not paid at the end of the financial year.

Passage benefits represents the estimated liability of the Government in respect of passage benefits accrued to public officers on permanent and pensionable establishment drawing a minimum monthly salary of Rs 25,525 or reckoning at least five years' service. Passage benefits are earned at the rate of 5% of the gross salaries annually. The carrying amount is re-measured each year and after taking into account amount paid and earned during the year.

(ii) Post-Employment Benefits

(a) Defined Contribution Plan

Defined contribution plans are post-employment benefit plans under which the Government pays fixed contributions into another entity, the State Insurance Company of Mauritius Limited (SICOM Ltd), for full time employees who joined the Public Sector from 1 January 2013 onwards. The Government has no further payment obligations once the contributions have been paid. These contributions are expensed in the period the employee renders the service and a liability is recognised in respect of amount not paid at the end of the financial year.

(b) Defined Benefit Plans

The Government operates two Defined Benefit Plans, one for employees who joined service prior to the year 2013 and one for Members of the Legislative Assembly.

NOTES TO THE ACCOUNTS

Both plans are unfunded. The calculation of defined benefit obligations is performed on a 3 yearly basis by a qualified actuary. Currently, Government appoints SICOM Ltd as its actuary. The cost of providing benefits is calculated using the projected unit method. The benefits are then discounted in order to determine the present value of the defined benefit obligation and the current service cost.

Remeasurement, comprising actuarial gains and losses is reflected immediately in the net assets/equity.

Current service cost, past service cost and gain or loss on settlement, net interest on the defined benefit liability is recognised in surplus or deficit.

(c) National Savings Fund

These contributions are expensed in the period the employee renders the service and a liability is recognised in respect of amount not paid at the end of the financial year.

2.15 Revenue from Non-Exchange Transactions

(i) Taxation

Taxation consists of Taxes on Income and Profits, Taxes on Property, Taxes on Goods and Services, Taxes on International Trade and Transactions and Other Taxes. These are recognised on a cash basis.

(ii) Transfers

(a) Fines, Penalties and Forfeits

Fines, Penalties and Forfeits are recognised on a cash basis.

(b) Grants and Aid

Grants and Aid consist of Grants from Foreign Governments and Domestic and International Organisations.

These grants are recognised on an accrual basis.

(c) Other Transfers

Other transfers include:

- Transfers of surplus cash balances from statutory bodies and special funds and any contributions made by a party to Government. These are recognised on a cash basis.
- Goods in-kind
Goods in-kind are measured at fair value as at the date of acquisition and recognised on obtaining control of the asset if the transfer is free from conditions and it is probable that the economic benefits or service potential related to the asset will flow to the Government and can be measured reliably.

NOTES TO THE ACCOUNTS

- Concessionary Loans

For concessionary loans, the difference between loan proceeds and the fair value of the loan on initial recognition is recognised as revenue.

- Debt Forgiveness

Debts written off by Development Partners/Donor Agencies are recognised as revenue when the debt no longer meets the definition of a liability.

2.16 Revenue from Exchange Transactions

Revenue from exchange transactions consist of Licenses, Finance Income, Dividends and Withdrawals from Income of Quasi Corporations, Rent & Royalties, Sales of Goods and Services, and Other Revenue. These revenues are recognised on a cash basis.

2.17 Expenses

(i) Grants and Subsidies

Subsidies and grants to Local Authorities, Extra Budgetary Units, Rodrigues Regional Assembly and other General Government units are recognised when payments are made.

Grants/contributions to International/Regional Organisations are recognised in the period to which they relate to.

(ii) Social Benefits

Social benefits are recognised in the period to which they relate to.

(iii) Operating Expenses

These are recognised in the period when goods are received or services are rendered.

(iv) Other Expenses

Other expenses, except for transfer payments, are recognised in the period when goods are received or services are rendered.

All transfer payments, except those made to regional/international organisations, are recognised on a cash basis. Transfers made to regional/international organisations are recognised in the period when goods are received or services are rendered.

(v) Finance Costs

Finance costs on financial liabilities measured at amortised cost are recognised in surplus or deficit using the effective interest rate method.

NOTES TO THE ACCOUNTS

3. CRITICAL ACCOUNTING ESTIMATES AND JUDGEMENTS

The preparation of financial statements includes the use of accounting estimates and management assumptions and judgement. It also requires management to exercise its judgement in the process of applying accounting policies. The areas involving a higher degree of judgement or complexity, or areas where assumptions and estimates are significant include, but are not limited to: selection of useful lives and the depreciation/amortization method for Property Plant and Equipment/Intangible Assets, estimating the fair value of certain categories of Property Plant and Equipment and Investments, actuarial measurement of post-employment benefits obligation, assumptions used in calculating the fair value of Government Debt for which there is no observable market price and Financial Risk. Actual results could differ from those estimates. Changes in estimates are reflected in the period in which they become known.

4. CASH AND CASH EQUIVALENTS

The total cash and cash equivalents are made up as follows:

	30 June 2020	30 June 2019
	Rs	Rs
Cash and Bank balances	27,290,921,022	4,310,228,261
Remittances	2,205,982,271	1,318,305,486
Total	29,496,903,293	5,628,533,747
Comprising of:		
Local currency balances	26,892,079,674	4,919,797,103
Foreign currency balances - at local banks	2,571,239,957	673,931,624
Foreign currency balances - at external banks	33,583,662	34,805,020

As at 30 June 2020, there is no significant cash and cash equivalent balances that are not available for use. Cash and cash equivalents include an amount of Rs 12,749,000,662 for Special Funds.

Non-cash transactions

A total amount of Rs 1,425,149,418 comprising of borrowings and grants was paid by the funding agencies directly to the contractor in respect of works for the Government which have been accounted accordingly.

NOTES TO THE ACCOUNTS

5. RECEIVABLES FROM NON-EXCHANGE TRANSACTIONS

	30 June 2020
	Rs
Income Tax - Individual	3,110,537,762
Value Added Tax	4,272,440,296
Customs and Excise	20,561,823
Betting and Gaming	198,257,379
PAYE	611,826,367
TDS	12,164,816
Others	42,180,723
Total	8,267,969,166
- Within one year	8,267,969,166
- After one year	-
Total	8,267,969,166

Receivables from taxation have been recognised for the first time in the financial statements for the financial year 2019-2020. Due to impracticability issue, no restatements have been made with respect to the financial year 2018-2019. Therefore, the comparative information is not comparable to the information presented for the financial year 2019-2020.

The difference between the two figures presented in Statement A – Statement of Financial Position and Statement N – Statement of Arrears of Revenue is due to the different basis applied in computing the figures by the Mauritius Revenue Authority.

6. LOANS AND ADVANCES

	30 June 2020		30 June 2019	
	Current	Non-Current	Current	Non-Current
	Rs	Rs	Rs	Rs
Loans	2,570,355,296	8,905,619,885	1,985,146,164	8,631,112,742
Advances	1,908,534,768	2,322,411,831	3,568,888,597	2,456,684,943
Total	4,478,890,064	11,228,031,716	5,554,034,761	11,087,797,685

NOTES TO THE ACCOUNTS

(i) Loans

Loans amounting to Rs 11,475,975,181 (2019: Rs 10,616,258,906) represents the outstanding balance of loans made by Government to Statutory and Other Bodies, details of which are given in Statement M.

(ii) Advances

	30 June 2020	30 June 2019
	Rs	Rs
Government Officers (include Motor Cars & Motor Cycles Advances)	2,087,170,562	2,242,027,973
Parastatals/Local Government/Corporate Bodies	2,038,153,298	3,683,448,061
Ministries/Departments	105,622,739	100,097,506
Total	4,230,946,599	6,025,573,540

7. INVESTMENTS

Details of investments are shown below:

	30 June 2020	30 June 2019 (Restated)
	Rs	Rs
Equity Investments	103,435,922,104	103,194,237,463
Other Investments	914,695,000	919,095,000
Total	104,350,617,104	104,113,332,463
- Within one year	842,900,000	225,900,000
- After one year	103,507,717,104	103,887,432,463
Total	104,350,617,104	104,113,332,463

Refer to Note 30 for details on the prior year adjustments.

(i) Equity Investments

Fair Value of Equity Investments

The Government uses the following hierarchy for determining and measuring the fair value of investments:

- Level 1 – Quoted (unadjusted) market prices in active markets for identical assets or liabilities.
- Level 2 – Other techniques for which all inputs are observable and have a significant effect on the recorded fair value, either directly or indirectly; and
- Level 3: Techniques which use inputs which have a significant effect on the recorded fair value that are not based on observable market data.

NOTES TO THE ACCOUNTS

The level of fair value measurement used for each category of investment is shown in the table below:

Category	Level	Basis
Quoted investments	Level 1	Based on market prices of shares on the Stock Exchange of Mauritius as at the end of the financial year, except for Air Mauritius Limited, where the last available quote was on 22 April 2020.
Unquoted investments	Level 3	Based on the Net Asset figure from the latest audited financial statements of investees except for Investment Support Programme and National Property Fund Ltd which are based on latest available Management Accounts.
Equity participation	Level 3	Based on the Net Asset figure from the latest audited financial statements of investees

The table below shows an analysis of equity investments mandatorily measured at fair value through surplus or deficit by the level of hierarchy:

	Level 1	Level 3	Total Carrying Amount	Total Fair Value
	Rs	Rs	Rs	Rs
30 June 2020				
Quoted investments	628,414,326	-	628,414,326	628,414,326
Unquoted investments	-	56,413,818,787	56,413,818,787	56,413,818,787
Equity participation	-	46,393,688,991	46,393,688,991	46,393,688,991
Total	628,414,326	102,807,507,778	103,435,922,104	103,435,922,104
30 June 2019				
Quoted investments	911,544,397	-	911,544,397	911,544,397
Unquoted investments	-	55,889,004,075	55,889,004,075	55,889,004,075
Equity participation	-	46,393,688,991	46,393,688,991	46,393,688,991
Total	911,544,397	102,282,693,066	103,194,237,463	103,194,237,463

There have been no transfers between Level 1 and 3 during the current year.

(ii) Other Investments

Other Investments includes an amount of Rs 320,000,000 which pertains to Special Funds.

Additional details in respect of investments are provided in the Statement F - Statement of Investments.

NOTES TO THE ACCOUNTS

8. PROPERTY, PLANT AND EQUIPMENT

	Infrastructure, Plant and Equipment			Land and Buildings		Asset under	Total
	Infrastructure	Transport	Other	Land	Buildings	Construction	
	Assets	Equipment	Machinery & Equipment			(AUC)	
	Rs	Rs	Rs	Rs	Rs	Rs	Rs
At 30 June 2018	35,289,255,824	9,380,661,178	7,989,572,983	306,684,091,654	27,813,660,745	-	387,157,242,384
Reclassification adjustment ¹	(1,268,809,148)	-	(368,302,666)	-	(805,104,560)	2,442,216,374	-
At 30 June 2018 (Restated)	34,020,446,676	9,380,661,178	7,621,270,317	306,684,091,654	27,008,556,185	2,442,216,374	387,157,242,384
Additions	1,569,238,183	581,893,226	1,003,055,661	895,325,198	642,714,181	3,121,049,821	7,813,276,270
Transfer from AUC	1,004,963,921	-	470,351,605	-	212,353,055	(1,687,668,581)	-
Adjustment ²	76,829,096,465	-	-	58,779,582,000	-	-	135,608,678,465
At 30 June 2019 (Restated)	113,423,745,245	9,962,554,404	9,094,677,583	366,358,998,852	27,863,623,421	3,875,597,614	530,579,197,119
Additions	1,638,022,110	502,343,422	907,359,412	852,815,275	734,437,062	2,403,299,247	7,038,276,528
Transfer from AUC	814,547,317	-	30,997,355	-	1,126,389,915	(1,971,934,587)	-
Disposal	-	-	(11,931,020)	-	-	-	(11,931,020)
At 30 June 2020	115,876,314,672	10,464,897,826	10,021,103,330	367,211,814,127	29,724,450,398	4,306,962,274	537,605,542,627

NOTES TO THE ACCOUNTS

	Infrastructure, Plant and Equipment			Land and Buildings		Asset under	Total
	Infrastructure	Transport	Other	Land	Buildings	Construction	
	Assets	Equipment	Machinery & Equipment			(AUC)	
	Rs	Rs	Rs	Rs	Rs	Rs	Rs
DEPRECIATION							
At 30 June 2018	8,494,913,707	3,657,584,454	4,437,164,208	-	6,323,298,095	-	22,912,960,464
Adjustment ¹	(372,760,678)	-	(56,466,792)	-	(21,674,490)	-	(450,901,960)
At 30 June 2018 (Restated)	8,122,153,029	3,657,584,454	4,380,697,416	-	6,301,623,605	-	22,462,058,504
Charge for the year	826,256,030	601,754,659	919,054,689	-	557,272,469	-	2,904,337,847
Adjustment ²	(3,753,136,024)	-	-	-	-	-	(3,753,136,024)
At 30 June 2019 (Restated)	5,195,273,035	4,259,339,113	5,299,752,105	-	6,858,896,074	-	21,613,260,327
Charge for the year	2,358,446,686	628,161,499	990,639,380	-	594,489,008	-	4,571,736,573
Disposal	-	-	(11,575,873)	-	-	-	(11,575,873)
At 30 June 2020	7,553,719,721	4,887,500,612	6,278,815,612	-	7,453,385,082	-	26,173,421,027
NET BOOK VALUE							
At 30 June 2019 (Restated)	108,228,472,210	5,703,215,291	3,794,925,478	366,358,998,852	21,004,727,347	3,875,597,614	508,965,936,792
At 30 June 2020	108,322,594,951	5,577,397,214	3,742,287,718	367,211,814,127	22,271,065,316	4,306,962,274	511,432,121,600

1. Relates to the recognition of AUC. Refer to Note 30 (ii)(I) on prior year adjustments.

2. Refer to Note 30 (ii) (II), 30 (ii) (III) and 30 (iii) on prior year adjustments.

Donated assets amounting to Rs 3,476,565 have been recognised for the first time in the financial year 2019-2020.

As at 30 June 2020, contractual commitments for the acquisition of Property, Plant, and Equipment amounted to Rs 123,753,806.

NOTES TO THE ACCOUNTS

9. INTANGIBLE ASSETS

	Licenses & Software	Asset under Development	Total
	Rs	Rs	Rs
COST			
At 30 June 2018	2,701,572,155	-	2,701,572,155
Reclassification Adjustments	(327,117,891)	327,117,891	-
At 30 June 2018 (Restated)	2,374,454,264	327,117,891	2,701,572,155
Additions	96,114,989	63,995,561	160,110,550
At 30 June 2019 (Restated)	2,470,569,253	391,113,452	2,861,682,705
Additions	202,410,492	163,104,475	365,514,967
Reclassification Adjustments	61,500,605	(61,500,605)	-
Impairment	-	(367,702,808)	(367,702,808)
At 30 June 2020	2,734,480,350	125,014,514	2,859,494,864
AMORTISATION			
At 30 June 2018	1,778,750,474	-	1,778,750,474
Reclassification Adjustments	(165,520,146)	-	(165,520,146)
At 30 June 2018 (Restated)	1,613,230,328	-	1,613,230,328
Charge for the year	207,812,137	-	207,812,137
At 30 June 2019 (Restated)	1,821,042,465	-	1,821,042,465
Charge for the year	210,076,072	-	210,076,072
At 30 June 2020	2,031,118,537	-	2,031,118,537
NET BOOK VALUE			
At 30 June 2019 (Restated)	649,526,788	391,113,452	1,040,640,240
At 30 June 2020	703,361,813	125,014,514	828,376,327

As at 30 June 2020, contractual commitments for the acquisition of intangible assets amounted to Rs 27,804,797.

HRMIS, a project which was under the development phase, has been impaired fully as at 30 June 2020 as the Government decided to windup the project.

Refer to Note 30(iv) for details on the prior year adjustments.

NOTES TO THE ACCOUNTS

10. TRANSACTIONS WITH INTERNATIONAL FINANCIAL ORGANISATIONS

(i) International Monetary Fund (IMF)

a) SDR Allocations and SDR Deposits

The rupee equivalent of the deposit of SDR 70,911,549 by the IMF to the Republic of Mauritius, i.e. Rs 3,937,250,300 is being shown as an asset "IMF SDR Deposit".

The rupee equivalent of the total allocation of SDR 96,805,549 made to the Republic of Mauritius, i.e. Rs 5,374,973,219 as at 30 June 2020 is shown as liability and is also included in the Statement J - Statement of Public Sector Debt.

b) Reserve Tranche Position

As at 30 June 2020, the Reserve Tranche Position of the Republic of Mauritius with IMF stood at SDR 34,582,356, whilst the Quota amounted to SDR 142,200,000.

The rupee equivalent of the Reserve Tranche Position, i.e. Rs 1,920,129,985 is being shown as an asset in the Statement of Financial Position.

The movement in the Reserve Tranche is as follows:

	30 June 2020	30 June 2019
	Rs	Rs
Balance as at 1 July	1,069,362,969	1,031,052,667
Exchange Differences	174,490,076	13,535,654
Consolidated Fund adjustment	676,276,940	24,774,648
Balance as at 30 June	<u><u>1,920,129,985</u></u>	<u><u>1,069,362,969</u></u>

c) Treasury Notes

Pursuant to Section 4(3) of the International Financial Organisations Act, non-interest bearing demand notes have been issued by the Government to the IMF, as part of the Quota subscription of the Republic of Mauritius. The value of the notes as at 30 June 2020 stood at Rs 5,906,600,000.

(ii) Other International Financial Organisations

Pursuant to Section 4(3) of the International Financial Organisations Act, the Government has also issued non-negotiable securities to the International Development Association. The value of securities as at 30 June 2020 stood at Rs 9,196,738.

NOTES TO THE ACCOUNTS

11. PAYABLES

	30 June 2020	30 June 2019 (Restated)
	Rs	Rs
Cost of Borrowings	5,677,000	34,864,000
Accounts Payable	625,711,380	1,134,789,397
Retention Money on Contracts	446,487,156	327,257,282
Carry-over of Capital Expenditure	505,482,170	484,051,943
Total	1,583,357,706	1,980,962,622
- Within one year	1,552,385,176	1,915,705,273
- After one year	30,972,530	65,257,349
Total	1,583,357,706	1,980,962,622

Cost of Borrowings is made up of accrued interest on re-opening of Government Bonds and Treasury Notes. Details are as follows:

	30 June 2020	30 June 2019 (Restated)
	Rs	Rs
Government Bonds	-	20,604,000
Treasury Notes	5,677,000	14,260,000
Total	5,677,000	34,864,000

Refer to Note 30 for details on the prior year adjustments.

12. DEPOSITS

	30 June 2020	30 June 2019
	Rs	Rs
Grants and Donations	42,035,487	35,274,411
Other Deposits	2,407,066,838	2,175,571,275
Total	2,449,102,325	2,210,845,686
- Within one year	1,742,997,392	1,370,806,896
- After one year	706,104,933	840,038,790
Total	2,449,102,325	2,210,845,686

NOTES TO THE ACCOUNTS

13. GOVERNMENT DEBT

- a) Government Debt consists of outstanding balances of:
- (i) Government of Mauritius (GOM) Treasury Bills, GOM Treasury Notes and Treasury Certificates issued by the Government for the financing of Government's borrowing requirement;
 - (ii) GOM Securities issued by the Government for mopping up of excess liquidity;
 - (iii) GOM Bonds and other long-term Securities issued by the Government;
 - (iv) Silver Savings Bonds (SSB) and Silver Retirement Bonds (SRB); and
 - (v) Loans from domestic and foreign sources.

- b) Details of the total debt of the Government are provided in Statement J - Statement of Public Sector Debt.

	Domestic Debt	External Loans	Total
	Rs	Rs	Rs
Balance at 1 July 2018	221,962,001,394	39,552,350,073	261,514,351,467
Reclassification of Interest Payable	4,744,085,148	186,521,490	4,930,606,638
Adjustment w.r.t. Recognition of Debt at amortised cost	(373,944,033)	(4,703,673,747)	(5,077,617,780)
Balance at 1 July 2018 (Restated)	226,332,142,509	35,035,197,816	261,367,340,325
Cash Flows:			
- Issue/ Receipt	90,279,467,200	91,934,390	90,371,401,590
- Redeemed/ Repayment	(66,857,621,499)	(4,067,200,181)	(70,924,821,680)
Non-Cash Movement:			
- Exchange Difference	-	144,259,752	144,259,752
- Loan Written Off	-	(399,903,912)	(399,903,912)
- Other Changes ¹	478,815,299	1,001,777,536	1,480,592,835
Balance at 30 June 2019	250,232,803,509	31,806,065,401	282,038,868,910
Cash Flows:			
- Issue/ Receipt	122,499,369,300	9,044,215,514	131,543,584,814
- Redeemed/ Repayment	(66,363,034,305)	(10,875,078,051)	(77,238,112,356)
Non-Cash Movement:			
- Capitalised Interest On Conversion From SRB To SSB	6,969,390	-	6,969,390
- Direct Payments	48,700,133	771,855,000	820,555,133
- Exchange Difference	3,625,318	3,686,935,395	3,690,560,713
- Other Changes ¹	129,529,616	(1,181,908,026)	(1,052,378,410)
Balance at 30 June 2020	306,557,962,961	33,252,085,233	339,810,048,194

1. Other changes pertain to interest accruals, non-exchange revenue and interest expense.

NOTES TO THE ACCOUNTS

	30 June 2020	30 June 2019 (Restated)
	Rs	Rs
- Within one year	84,211,090,025	34,809,894,935
- After one year	255,598,958,169	247,228,973,975
Total	339,810,048,194	282,038,868,910

14. EMPLOYEE BENEFITS OBLIGATION

	30 June 2020	30 June 2019 (Restated)
	Rs	Rs
Liability in respect of Defined Benefit Plans (Refer to Note 15)	116,791,541,957	116,791,541,957
Accrued Sick Leave	6,552,736,137	5,441,788,675
Accrued Vacation Leave	8,365,603,582	7,587,165,085
Passage Benefits	3,044,076,010	2,566,520,498
Total	134,753,957,686	132,387,016,215
- Within one year	777,766,929	1,120,663,772
- After one year	133,976,190,757	131,266,352,443
Total	134,753,957,686	132,387,016,215

Refer to Note 30 for details on the prior year adjustments.

15. DEFINED BENEFIT PLAN

Amounts Recognised in Statement Of Financial Position at End of Year:

	30 June 2020	30 June 2019 (Restated)
	Rs	Rs
Defined Benefit Obligation	116,791,541,957	116,791,541,957
Fair Value of Plan Assets	-	-
Liability Recognised in Statement of Financial Position at End of Year	116,791,541,957	116,791,541,957

NOTES TO THE ACCOUNTS

	Year Ended 30 June 2020	Year Ended 30 June 2019 (Restated)
	Rs	Rs
<u>Amounts Recognised in Statement of Financial Performance:</u>		
Charge to Surplus/Deficit	6,546,841,482	8,044,511,362

Amounts Recognised in Statement of Net Assets/Equity:**Remeasurement**

Net Assets/Equity	-	(2,007,077,292)
-------------------	---	-----------------

The plan is a defined benefit arrangement for the employees and it is unfunded.

Weighted average duration of the defined benefit obligation : 14 years

(Calculated as a % change in PV of liabilities for a 1% change in discount rate)

The plan is exposed to actuarial risks such as : longevity risk, salary increase risk and pension increase risk.

The cost of providing the benefits is determined using the Projected Unit Method. The principal assumptions used for the purpose of the actuarial valuation were as follows:

	Year Ended 30 June 2020	Year Ended 30 June 2019
Discount rate	6.50%	6.50%
Future salary increases	4.00%	4.00%
Future pension increases	3.00%	3.00%
Mortality before retirement	A 6770 Ultimate Tables	
Mortality in retirement	PA (90) Tables rated down by 2 years	
Retirement age	65 years	

The discount rate is determined by reference to market yields on bonds for the year ended 30 June 2019.

Significant actuarial assumptions for determination of the defined benefit obligation are discount rate and expected salary increase. The sensitivity analyses below have been determined based reasonably on possible changes of the assumptions occurring at the end of the reporting period.

- If the discount rate would be 100 basis points (one percent) higher (lower), the defined benefit obligation would decrease by Rs 13,144 M (increase by Rs 16,299 M) if all other assumptions were held unchanged.
- If the expected salary growth would increase (decrease) by 1%, the defined benefit obligation would increase by Rs 6,272 M (decrease by Rs 5,359 M) if all assumptions were held unchanged.
- If life expectancy would increase (decrease) by one year, the defined benefit obligation would increase by Rs 3,498 M (decrease by Rs 3,485 M) if all assumptions were held unchanged.

NOTES TO THE ACCOUNTS

In reality one might expect interrelationships between the assumptions, especially between discount rate and expected salary increases, given that both depends to a certain extent on expected inflation rates. The analysis above abstracts from these interdependence between the assumptions.

16. NET ASSETS/EQUITY

The Net assets/Equity is the net position of the Government after deducting all its liabilities from its assets at end of the year and comprises the following:

- a) Consolidated Fund (Cash basis);
- b) Accumulated Surplus; and
- c) Special Funds.

The value of Net Assets/Equity of the Government as at 30 June 2020 amounted to Rs. 194,125,851,676. The movement in the Net Assets/ Equity is provided in Statement AC – Statement of Changes in Net Assets or Equity.

As at 30 June 2019, the Net Assets/Equity also included Reserve (Assets) amounting to Rs 299,025,312,236 which represented the value of non-purchased State Lands. This amount has been reclassified to Accumulated Surplus and the comparatives restated accordingly (refer to note 30(vii)).

(a) Consolidated Fund

Consolidated Fund has been established by Section 103 of the Constitution of the Republic of Mauritius. In accordance with Section 3 of the Finance and Audit Act, the Consolidated Fund has, during the year under review, been:

- (i) credited with all the revenues of the Government and all other money properly accruing to it; and
- (ii) charged only with expenses on the authority of warrant issued by the Minister of Finance.

(b) Accumulated Surplus

This represents the accumulated surplus to date, of the Budgetary Central Government of Mauritius after making necessary adjustments for accrual accounting which is provided in Statement AC – Statement of Changes in Net Assets or Equity.

(c) Special Funds

These are the monies deposited with the Accountant-General by the various funds set up under the Finance and Audit Act.

NOTES TO THE ACCOUNTS

17. TAXATION

	Year Ended 30 June 2020	Year Ended 30 June 2019
	Rs	Rs
Taxes on Income and Profits	26,816,731,058	26,717,112,114
Taxes on Property	5,062,389,081	6,161,252,248
Taxes on Goods and Services	54,567,219,747	59,638,755,638
Taxes on International Trade and Transactions	1,216,330,414	1,379,403,070
Other Taxes	1,529,205,069	1,610,983,584
Total	89,191,875,369	95,507,506,654

18. GRANTS AND AID

	Year Ended 30 June 2020	Year Ended 30 June 2019
	Rs	Rs
Grants from Foreign Governments	4,140,311,600	1,576,164,111
Grants from International Organisations	147,573,016	71,748,876
Grant from Bank of Mauritius	18,000,000,000	-
Total	22,287,884,616	1,647,912,987

19. OTHER TRANSFERS

	Year Ended 30 June 2020	Year Ended 30 June 2019 (Restated)
	Rs	Rs
Transfer of Surplus Cash Balances from Statutory Bodies and Special Funds	371,570,000	1,754,847,115
Contribution in respect of Tourism Development Projects on State Lands	5,622,064	23,671,725
Concessionary Loans	1,614,279,383	3,074,559
Goods in-kind	12,182,771	-
Debt Forgiveness	-	399,903,912
Total	2,003,654,218	2,181,497,311

NOTES TO THE ACCOUNTS

20. LICENCES

	Year Ended 30 June 2020	Year Ended 30 June 2019
	Rs	Rs
Road Motor Vehicle Licences	1,587,055,505	1,604,366,349
Company and other Licences	1,008,246,640	1,188,419,399
Total	2,595,302,145	2,792,785,748

21. DIVIDENDS AND WITHDRAWALS FROM INCOME OF QUASI CORPORATIONS

	Year Ended 30 June 2020	Year Ended 30 June 2019 (Restated)
	Rs	Rs
Dividend from Quoted and Unquoted Investments	556,895,381	185,865,859
Withdrawals from Income of Quasi Corporations	2,152,003,043	1,138,125,594
Total	2,708,898,424	1,323,991,453

22. OTHER REVENUE

	Year Ended 30 June 2020	Year Ended 30 June 2019 (Restated)
	Rs	Rs
Civil Service Family Protection Scheme	316,503,108	325,877,554
Miscellaneous Revenue	150,144,430	205,291,217
Total	466,647,538	531,168,771

23. EMPLOYEE COSTS

	Year Ended 30 June 2020	Year Ended 30 June 2019 (Restated)
	Rs	Rs
Wages, Salaries, Compensations and Allowances	25,774,109,630	25,088,503,667
Contributions to Defined Contribution Plan, Family Protection Scheme and National Savings Fund	855,601,703	866,872,823
Amount Recognised in respect of Defined Benefit Plans (Note 15)	6,546,841,482	8,044,511,362
Other Employee Benefits	6,589,150,066	7,640,700,715
Total	39,765,702,881	41,640,588,567

NOTES TO THE ACCOUNTS

Other employee benefits include cash in lieu of vacation leave, cash in lieu of sick leave, passage benefits, cash in lieu of passage benefits, gratuity, travelling and transport, staff welfare amongst others.

24. GRANTS

	Year Ended 30 June 2020	Year Ended 30 June 2019
	Rs	Rs
Donations and Contributions	10,374,311,303	356,961,450
Capital Grants	3,863,303,217	2,467,709,292
Current Grants	22,194,580,115	21,730,471,662
Total	36,432,194,635	24,555,142,404

25. SOCIAL BENEFITS

	Year Ended 30 June 2020	Year Ended 30 June 2019
	Rs	Rs
Social Assistance	754,317,796	788,599,649
Pension (Retirement, Widow, Invalid and Others)	30,235,599,667	22,680,971,054
Other Social Benefits	3,221,105,074	774,371,205
Total	34,211,022,537	24,243,941,908

26. OPERATING EXPENSES

	Year Ended 30 June 2020	Year Ended 30 June 2019 (Restated)
	Rs	Rs
Cost of Utilities	758,539,446	799,565,985
Fuel and Oil	248,416,759	307,785,201
Rental Expense	1,064,956,072	1,027,182,730
Office Expenses	137,862,236	123,137,213
Maintenance	1,288,326,819	1,155,989,929
Cleaning Services	782,958,743	907,518,813
Medical Supplies, Drugs and Scientific Equipment	3,425,333,129	1,986,067,524
Travelling and Mission Expenses	53,347,843	288,251,690
Other Expenses	3,395,417,283	3,152,247,380
Total	11,155,158,330	9,747,746,465

NOTES TO THE ACCOUNTS

27. OTHER EXPENSES

	Year Ended 30 June 2020	Year Ended 30 June 2019 (Restated)
	Rs	Rs
Transfers	3,852,318,537	3,434,326,259
Insurance	11,009,981	6,963,543
Compensation arising out of Government Liability	9,290,187	10,896,589
Refund/Payment of taxes icw projects and schemes financed by Development Partners or under Special Programmes	106,025,547	65,850,633
Others	2,100,511,688	2,074,608,531
Total	6,079,155,940	5,592,645,555

28. FINANCE COSTS

	Year Ended 30 June 2020	Year Ended 30 June 2019 (Restated)
	Rs	Rs
Interest expense on domestic debt	12,750,899,378	12,057,513,338
Interest expense on external debt	1,135,679,096	1,693,846,510
Management charges	24,298,374	3,492,616
Total	13,910,876,848	13,754,852,464

29. COMPARISON OF BUDGET AND ACTUAL AMOUNTS

The approved budget is in respect of revenue estimates and Government expenditure, both recurrent and capital, appropriated by votes for the financial year 2019 - 2020. The original estimates of expenditure amounting to Rs 123,700M were passed by the National Assembly on 25 July 2019 and a supplementary estimates amounting to Rs 33,700M was approved on 12 June 2020.

The Statements of Comparison of Budget Estimates and Actual Amounts - Statement AE and Statement AF are prepared on the same basis as the budget.

(i) Explanation between Original and Total Provisions (Final Budget)

The amounts presented under 'Total Provisions' in Statements of Comparison of Budget Estimates and Actual Amounts - Statement AE and Statement AF differed from the original estimates as there was a supplementary estimates approved in relation to COVID- 19 and also funds were transferred or re-allocated in accordance with the Virement Rules.

NOTES TO THE ACCOUNTS

(ii) Explanation of material differences between Original Estimates and Actual Amount

The table hereunder provides the explanation for material variances:

Budget line item	Variance amount Rs	Variance percentage	Explanation
Recurrent Revenue	15,224,912,411	13%	The lower recurrent revenue was mainly due to the impact of COVID-19 on the economy.
Recurrent Expenditure	(13,346,493,394)	(11%)	The increase in recurrent expenditure was due to increase in the rate of basic pensions with effect from December 2019 and implementation of the wage assistance scheme and self-employed assistance scheme following the outbreak of COVID-19 pandemic.
Capital Expenditure	(5,817,158,660)	(34%)	<p>The excess is explained by the transfer of Rs 10.0 billion to the National Resilience Fund and Rs 2.0 billion to the National Environment Fund for which funds were appropriated through the Supplementary Appropriation (2019-20) Act of 2020.</p> <p>However, this was partly offset by lower expenditure on capital projects arising from delays in implementation due to the lockdown/confinement period.</p>

30. PRIOR YEAR ADJUSTMENTS

Prior year adjustments have been made to the carrying amount of items presented in the Statement of Financial Position and Statement of Changes in Net Assets/Equity. These changes have also resulted in the restatement of certain amounts presented in the Statement of Financial Performance (Statements AA and AB).

(i) Investments

Previously, investments were recognised at cost. These are now measured at fair value as described in note 2.7 and details of which are provided in Statement F.

NOTES TO THE ACCOUNTS**(ii) Property, Plant and Equipment (PPE)**

During the financial year 2019-2020, there have been the following changes in accounting policy:

I. Assets under Construction

During the financial year 2019-2020, PPE has been restated with respect to Assets under Construction. Assets under Construction have been identified and classified separately under Property, Plant and Equipment (PPE). The costs incurred in relation to the assets under construction were previously being capitalised and depreciated over the life of the asset depending on the class of the PPE. As from the current year, there has been a change in accounting treatment for assets under construction. Depreciation charged in previous years in respect of these assets have been adjusted accordingly. The new accounting policy has been applied retrospectively.

II. Roads and Bridges

Roads and bridges were previously recognised based on a historical cost basis. During the year under review, a valuation exercise was carried out to have a more reliable estimate of the cost of roads and bridges. These estimates have been computed based on the type of the roads and their respective cost per kilometre. This has been accounted for retrospectively by restating the cost and accumulated depreciation by Rs 76,838,578,818 and Rs 3,752,756,730 respectively.

III. Outer Islands

Outer Islands amounting to Rs 58,779,582,000 have been recognised for the first time based on a value estimated by the Government Valuation Department. This has been accounted for retrospectively and the comparative figures restated accordingly.

(iii) Adjustments to PPE and Payables

Retention money of Rs 9,482,353 was overstated in the financial year 30 June 2019. Relevant adjustments were made to restate the comparatives. The accumulated depreciation was also restated by Rs 379,294.

(iv) Recognition of Assets under Development as Intangible Assets

Prior to the financial year 2019-2020, intangible assets under development phase were being capitalised and amortised over a period of 8 years. As from the current financial year, such assets under development phase are classified separately as 'Asset under Development' and no amortisation is charged until they are available for use. The change in accounting policy has been applied retrospectively.

(v) Government Debt at Amortised Cost

During the financial year under review, accounting for Government Debt has been changed from cost to amortised cost using the effective interest rate as described in note 2.13. This has been accounted for retrospectively and the comparative figures have been restated.

NOTES TO THE ACCOUNTS

(vi) Recognition of Employee Benefits Obligation

Government pension liabilities and other employee benefits such as passage benefits, sick leave and vacation leave have been recognised for the first time in the financial statements for the year 2019-2020. In this respect, the prior year figures have been restated retrospectively.

(vii) Reserve Assets

The value relating to the initial recognition of non-purchased State Lands were previously presented as Reserve (Assets) in the Statement of Financial Position.

This has now been classified under Accumulated Surplus which provides a fairer presentation. Prior year comparative figures have been restated accordingly.

The new accounting policies provide a fairer presentation and more relevant information in accordance with international best practice.

The effects of the above changes are illustrated below:

	30 June 2019	(Decrease)/ Increase	30 June 2019 (Restated)
	Rs	Rs	Rs
Statement of Financial Performance (Classification of Expenses by Nature) (extract)			
Revenue			
Revenue from Non-Exchange Transactions			
Other Transfers	1,778,518,840	402,978,471	2,181,497,311
Expenses			
Employee Costs	37,889,985,879	3,750,602,688	41,640,588,567
Finance Costs	12,651,150,742	1,103,701,722	13,754,852,464
Depreciation and Amortisation	3,245,011,848	(133,241,158)	3,111,770,690

NOTES TO THE ACCOUNTS

	30 June 2019 (Adjusted) Rs	(Decrease)/ Increase Rs	30 June 2019 (Restated) Rs	30 June 2018 Rs	(Decrease)/ Increase Rs	1 July 2018 (Restated) Rs
Statement of Financial Position (extract)						
ASSETS						
Investments	32,012,525,428	72,100,807,035	104,113,332,463	23,410,851,727	1,305,375,268	24,716,226,995
Property, Plant and Equipment	369,520,149,620	139,445,787,172	508,965,936,792	364,244,281,920	450,901,960	364,695,183,880
Intangible Assets	991,751,058	48,889,182	1,040,640,240	922,821,681	165,520,146	1,088,341,827
LIABILITIES						
Payables	2,301,734,782	(320,772,160)	1,980,962,622	6,484,476,199	(4,930,606,638)	1,553,869,561
Government Debt	280,626,951,940	1,411,916,970	282,038,868,910	261,514,351,467	(147,011,142)	261,367,340,325
Employee Benefits Obligation	129,648,133,831	2,738,882,384	132,387,016,215	-	129,648,133,831	129,648,133,831
NET ASSETS/EQUITY						
Consolidated Fund	29,626,371,023	29,000	29,626,400,023	27,772,340,857	1,305,426,268	29,077,767,125
Accumulated Surplus/ (Deficit)	(20,461,403,368)	207,765,427,195	187,304,023,827	(184,258,609,116)	175,071,167,291	(9,187,441,825)
Reserve (Assets)	-	-	-	299,025,312,236	(299,025,312,236)	-

NOTES TO THE ACCOUNTS

31. RECONCILIATION: DEFICIT WITH BUDGETARY RESULT

	Year Ended 30 June 2020	Year Ended 30 June 2019 (Restated)
	Rs	Rs
Budget Balance as presented in the Statement of Comparison of Budget Estimates and Actual Amounts (Statement AF)	(53,894,879,849)	(15,761,898,441)
Prepayments	(1,427,051)	1,057,236
Accruals	363,885,362	(89,917,883)
Inventories	588,656,790	225,801,900
Depreciation and Amortisation	(4,781,812,645)	(3,111,770,690)
Net Movement in Investments	(7,072,400,328)	45,748,327
Losses on Foreign Exchange Transactions	(3,068,237,187)	(23,630,074)
Subscriptions to international organisations	(125,316,173)	(46,786,849)
Financing from Bank of Mauritius	18,000,000,000	-
Capitalisation of Dividend	4,555,820	14
Net Movement in Loan to Statutory and Other Bodies	22,702,244	27,391,300
Government Debt written-off	-	399,903,912
Net Movement in Non-Financial Assets	6,993,566,370	7,741,984,762
Carry-over of capital Expenditure	129,661,912	-
Net Movement in Employee Benefits	(2,366,941,472)	(4,745,959,676)
Interest and other adjustments in respect to Government Debt	1,092,919,101	(1,100,627,163)
Deficit as presented in the Statement of Financial Performance (Statements AA & AB)	(44,115,067,106)	(16,438,703,325)

NOTES TO THE ACCOUNTS

32. RECONCILIATION: DEFICIT WITH NET CASH FLOWS FROM OPERATING ACTIVITIES

	Year Ended 30 June 2020	Year Ended 30 June 2019
	Rs	(Restated) Rs
Deficit as presented in the Statement of Financial Performance (Statements AA & AB)	(44,115,067,106)	(16,438,703,325)
(a) (Gains)/Losses Adjustments		
Gains on Disposal of Investments	-	(548,342)
Losses on Foreign Exchange Transactions	3,068,237,187	23,630,074
	3,068,237,187	23,081,732
(b) Non-Cash Adjustments		
Donations	(616,777,056)	-
Net Movement in Loan to Statutory and Other Bodies	(22,702,244)	(27,391,300)
Capitalisation of Dividend	(4,555,820)	(14)
Government Debt Written Off	-	(399,903,912)
Written Off of Advances/Placement/VAT & TDS	1,500	6,000
Net Movement in Investments	7,072,400,328	(45,199,985)
Direct Payment by Funding Agency	45,235,500	-
Interest Accrued	18,323,084	385,485,671
Depreciation and Amortisation	4,781,812,645	3,111,770,690
Net Movement on Non-Financial Assets	367,910,539	-
Net Movement in Employee Benefits	2,366,941,472	4,745,959,676
Interest and other Adjustments in respect of Government Debt	(1,092,919,101)	1,100,627,163
	12,915,670,847	8,871,353,989
(c) Working Capital Movement		
Increase/(Decrease) in Deposits	238,256,639	(721,373,576)
(Increase) in Advances	(186,196,999)	(644,995,765)
Increase/(Decrease) in Special Funds	10,817,085,617	(2,119,279,303)
Decrease/(Increase) in Prepayments	1,427,051	(1,057,236)
(Decrease)/Increase in Accruals	(789,398,026)	377,142,821
(Increase)/Decrease in Inventories	(579,950,583)	(225,801,900)
	9,501,223,699	(3,335,364,959)
(d) Classification Adjustments		
Dividends and Withdrawals from Income of Quasi Corporations	(2,704,342,604)	(1,323,991,438)
	(2,704,342,604)	(1,323,991,438)
Net Cash flows from Operating Activities	(21,334,277,977)	(12,203,624,001)

NOTES TO THE ACCOUNTS

33. RECONCILIATION: BUDGETARY RESULT WITH NET CASH FLOW

	Operating Activities Rs	Investing Activities Rs	Financing Activities Rs	Total Rs
Budget Balance as presented in the Statement of Comparison of Budget Estimates and Actual Amounts (Statement AF)	(46,359,306,431)	(7,535,573,418)	-	(53,894,879,849)
(a) Basis Differences				
Carry-over of Capital Expenditure	(295,850,751)	396,784,457	-	100,933,706
Interest Accrued	18,323,084	-	-	18,323,084
Advances (increase)/decrease	(186,195,499)	1,980,822,440	-	1,794,626,941
Deposits increase	238,256,639	-	-	238,256,639
Investments and Other Securities (increase)	-	(6,322,873,985)	-	(6,322,873,985)
Loans to Statutory and Other Bodies (increase)	-	(644,839,437)	-	(644,839,437)
Net movement in Non-Financial Assets	(177,573,074)	177,573,074	-	-
Dividends and Withdrawals from Income of Quasi Corporations	(2,704,342,604)	2,704,342,604	-	-
Donations	(604,594,285)	-	-	(604,594,285)
Subscriptions to International Organisations	(125,316,173)	-	-	(125,316,173)
Borrowings (Increase)	-	-	54,305,472,458	54,305,472,458
Financing from Bank of Mauritius	18,000,000,000	-	-	18,000,000,000
Direct Payment by Funding Agency	45,235,500	3,464,633	-	48,700,133
(b) Entity Differences				
Special Funds (net)	10,817,085,617	-	-	10,817,085,617
Actual Amount as presented in the Statement of Cash Flow (Statement AD)	(21,334,277,977)	(9,240,299,632)	54,305,472,458	23,730,894,849

NOTES TO THE ACCOUNTS

34. FINANCIAL RISK MANAGEMENT

The Government's activities are exposed to various risks comprising mainly interest rate risk, foreign exchange risk, liquidity risk and refinancing risk. Given that there is a trade-off between cost and risk, Government's debt management strategy aims at minimising the cost of the debt portfolio within an acceptable level of risk. The main risks as well as the risk management policies are set out below:

(i) Interest Rate Risk

Government is exposed to interest rate risk as the rate of interest might change and result in additional costs. In relation to domestic debt, almost all the Government securities have been issued at a fixed rate of interest.

With regard to Government external debt, the share of loans having variable interest rate represent some 63.3% of the total external debt. To mitigate this risk, the strategy in place is to have a balanced mix of fixed and variable interest rate loans over the medium term. Accordingly, new loans are being contracted at fixed interest rate.

Interest Rate Sensitivity Analysis

The Government is exposed to interest rate risk as interest rates in relation to inflation-indexed bonds (assuming changes in interest and inflation rate are correlated) and variable interest rate external debts may change. The table below details the sensitivity analysis to a 10 basis points increase and decrease in the interest rate:

	Year Ended 30 June 2020	
	Rs million	Rs million
Government Debt:		
<u>Inflation-Indexed Bonds:</u>	+10 bp	-10 bp
Impact on surplus/deficit	+10	-10
 <u>External Debts:</u>	 +10 bp	 -10 bp
Impact on surplus/deficit	+23	-23

Based on the above table, it can be noted that an increase/decrease of 10 basis points in interest rates would result in an increase/decrease in the interest payments by about Rs 33 million for the year 2019-2020.

(ii) Foreign Exchange Risk

Exposures to exchange rate risks arise as transactions denominated in foreign currencies are undertaken by Government. The strategy has been to minimise exchange rate exposures by having greater recourse to domestic financing and to align the currency composition of public sector external debt to that of exports of goods and services. Accordingly, the share of external debt in Government debt portfolio has been gradually reduced over the years and it stood at some 12.5% at 30 June 2020 (Based on nominal value). The currency composition of foreign debt has also been diversified. In addition, the foreign currency risk is mitigated by maintaining bank accounts denominated in foreign currencies.

NOTES TO THE ACCOUNTS

Foreign Currency Sensitivity Analysis

The table below details the sensitivity analysis regarding the impact of a 10 % increase or decrease in exchange rates:

	Year Ended 30 June 2020	
	Interest Cost	Capital Repayments
	Rs million	Rs million
Impact of an appreciation of MUR by 10%	-72	-1,088
Impact of a depreciation of MUR by 10%	+72	+1,088

As per the above table, a depreciation of 10% in MUR against all foreign currencies in which external debt has been contracted would increase interest payments and capital repayments for FY 2019-2020 by approximately Rs 72 million and Rs 1,088 million respectively.

(iii) Liquidity Risk

Liquidity risk refers to the risk that the Government will encounter difficulty in meeting its financial obligations when they fall due. The liquidity risk for government is managed and mitigated by having an efficient and effective cash flow forecasting system that ensures adequacy of cash resources to meet all government obligations as and when they fall due.

(iv) Refinancing Risk

Refinancing or rollover risk is the risk that redemptions of securities will be concentrated over the shorter term or in a particular year which might affect the refinancing ability of the Government. To mitigate refinancing risk, actions have been taken to gradually move towards instruments with longer term.

The average time to maturity of domestic debt was around 4.7 years at end of June 2020 and it is further envisaged to increase it to 5 years within the next 3 years.

Concerning external debt, the majority of the loans are contracted with a term of 15 to 20 years and include a moratorium of 5 years on capital repayment. Compared to Government securities which are redeemable as a bullet payment on maturity date, external loans are repayable on a semi-annual or annual basis. Therefore, the refinancing risk for external loans is quite low.

STATEMENT B

**Abstract Account of Revenue and Expenditure of the Consolidated Fund
for the financial year 2019-2020
(Analysis of Revenue by Items)**

Code	Description of Revenue Items	Original Estimates Rs	Actual Revenue Rs
11	RECURRENT REVENUE		
	TAXES		
111	Taxes on Income and Profits	29,120,000,000	26,816,731,058
113	Taxes on Property	6,695,000,000	5,062,389,081
114	Taxes on Goods and Services	65,526,000,000	57,162,521,892
115	Taxes on International Trade and Transactions	1,405,000,000	1,216,330,414
116	Other Taxes	1,930,000,000	1,529,205,069
	TOTAL - TAXES	104,676,000,000	91,787,177,514
12	SOCIAL CONTRIBUTIONS		
121	Social Security Contributions	1,000,000,000	1,061,220,833
122	Other Social Contributions	332,000,000	322,907,949
	TOTAL - SOCIAL CONTRIBUTIONS	1,332,000,000	1,384,128,782
14	OTHER REVENUE		
141	Property Income	4,958,000,000	3,917,909,068
142	Sales of Goods and Services	1,821,000,000	1,666,476,791
143	Fines, Penalties and Forfeits	376,000,000	302,058,940
145	Miscellaneous Revenue	1,647,000,000	527,336,494
	TOTAL - OTHER REVENUE	8,802,000,000	6,413,781,293
	TOTAL - RECURRENT REVENUE	114,810,000,000	99,585,087,589
13	CAPITAL REVENUE		
	EXTERNAL GRANTS		
131	Grants from Foreign Governments	5,660,000,000	4,140,311,599
132	Grants from International Organisations	675,000,000	147,573,017
	TOTAL - GRANTS	6,335,000,000	4,287,884,616
14	OTHER REVENUE		
145	Miscellaneous Revenue	590,000,000	-
	TOTAL - OTHER REVENUE	590,000,000	-
	TOTAL - CAPITAL REVENUE	6,925,000,000	4,287,884,616
	TOTAL - RECURRENT AND CAPITAL REVENUE	121,735,000,000	103,872,972,205

Analysis of Revenue in respect of Transactions in Assets and Liabilities

Code	Description of Inflows	Original Estimates Rs	Actual Revenue Rs
32140	Reimbursements of Loans	346,700,000	86,239,131
32150	Equity Sales	5,000,000,000	73,953
33130	Issue of Government Securities (Note 1)	24,000,000,000	47,082,700,700
33140	Financing from SIC Development Co. Ltd	452,000,000	48,700,133
33130	Financing from Bank of Mauritius for repayment/early repayment of external debt	18,000,000,000	18,000,000,000
33240	Loans from Foreign Governments and International Organisations	2,764,000,000	9,816,070,513
	Total Revenue in respect of Transactions in Assets and Liabilities	50,562,700,000	75,033,784,430

GRAND TOTAL REVENUE	172,297,700,000	178,906,756,635
----------------------------	------------------------	------------------------

Note 1

Issue of Government Bonds

STATEMENT B

**Abstract Account of Revenue and Expenditure of the Consolidated Fund
for the financial year 2019-2020
(Analysis of Expenditure by Votes)**

Votes	Ministries/Departments	Original Estimates of Expenditure Rs	Total Provisions* Rs	Actual Expenditure Rs
1-1	Office of the President	70,100,000	70,100,000	54,079,785
1-2	Office of the Vice-President	14,400,000	14,400,000	11,944,805
1-3	National Assembly	261,000,000	261,000,000	226,972,557
1-4	Electoral Supervisory Commission and Electoral Boundaries Commission	3,400,000	3,400,000	2,630,228
1-5	Office of the Electoral Commissioner	378,000,000	378,000,000	337,732,431
1-6	The Judiciary	950,000,000	950,670,400	794,460,115
1-7	Public Service Commission and Disciplined Forces Service Commission	117,000,000	117,000,000	83,363,105
1-8	Public Bodies Appeal Tribunal	15,400,000	15,400,000	14,128,304
1-9	Office of Ombudsman	15,200,000	15,200,000	14,125,708
1-10	National Audit Office	164,000,000	164,000,000	156,219,251
1-11	Employment Relations Tribunal	25,400,000	25,400,000	21,716,815
1-12	Local Government Service Commission	49,400,000	49,400,000	33,389,284
1-13	Independent Commission Against Corruption	218,000,000	218,000,000	210,500,000
1-14	National Human Rights Commission	29,000,000	29,000,000	25,400,000
1-15	Office of Ombudsperson for Children	14,400,000	14,400,000	13,436,255
1-16	Independent Police Complaints Commission	13,500,000	13,500,000	10,500,000
1-17	Financial Crime Commission	10,000,000	10,000,000	-
1-18	Office of Ombudsperson for Financial Services	25,000,000	25,000,000	4,632,325
2-1	Prime Minister's Office, Ministry of Finance and Economic Development and External Communications - Prime Minister's Office	1,997,000,000	1,944,200,000	1,501,634,427
2-2	National Development Unit	680,000,000	1,309,570,392	873,291,304
2-3	External Communications	216,600,000	216,600,000	209,346,042
2-4	Civil Aviation	474,500,000	474,500,000	334,986,864
2-5	Government Printing	336,000,000	336,000,000	229,299,911
2-6	Forensic Science Laboratory	153,600,000	153,600,000	120,193,916
2-7	Finance and Economic Development	2,800,000,000	2,800,000,000	2,516,084,402
2-8	Central Procurement Board	69,000,000	69,000,000	55,487,299
	<i>Carried forward</i>	9,099,900,000	9,677,340,792	7,855,555,133

STATEMENT B

**Abstract Account of Revenue and Expenditure of the Consolidated Fund
for the financial year 2019-2020
(Analysis of Expenditure by Votes)**

Votes	Ministries/Departments	Original Estimates of Expenditure Rs	Total Provisions* Rs	Actual Expenditure Rs
	<i>Brought forward</i>	9,099,900,000	9,677,340,792	7,855,555,133
2-9	Treasury	140,000,000	140,000,000	120,627,337
2-10	Statistics Mauritius	189,000,000	189,000,000	159,207,921
2-11	Valuation Department	150,000,000	150,000,000	127,193,908
2-12	Corporate and Business Registration Department	122,000,000	122,000,000	102,984,673
2-13	Registrar-General's Department	145,000,000	145,000,000	106,587,426
3-1	Deputy Prime Minister's Office, Ministry of Energy and Public Utilities	2,370,000,000	2,204,000,000	1,347,397,800
4-1	Minister Mentor's Office, Ministry of Defence and Rodrigues - Minister Mentor's Office, Ministry of Defence and Rodrigues	55,500,000	55,500,000	44,399,579
4-2	Continental Shelf and Maritime Zones Administration and Exploration	33,500,000	33,500,000	21,133,852
4-3	Rodrigues	3,913,000,000	4,165,800,000	3,957,919,600
4-4	Reform Institutions and Rehabilitation	101,500,000	101,500,000	80,582,667
4-5	Police Service	8,860,000,000	8,710,608,108	8,470,237,732
4-6	Prison Service	830,000,000	830,000,000	806,971,868
5-1	Vice-Prime Minister's Office, Ministry of Local Government and Outer Islands, and Gender Equality, Child Development and Family Welfare - Local Government and Outer Islands	4,805,000,000	4,805,000,000	4,416,278,860
5-2	Mauritius Fire and Rescue Service	905,000,000	905,000,000	597,126,863
5-3	Gender Equality, Child Development and Family Welfare	471,000,000	471,000,000	370,892,812
5-4	Social Welfare and Community-Based Activities	376,000,000	376,000,000	361,458,431
6-1	Ministry of Technology, Communication and Innovation	820,000,000	820,000,000	731,184,250
7-1	Ministry of Public Infrastructure and Land Transport, and Foreign Affairs, Regional Integration and International Trade - Public Infrastructure	3,952,000,000	3,882,000,000	2,801,540,305
7-2	Land Transport	2,201,000,000	2,641,000,000	2,228,588,678
7-3	Foreign Affairs, Regional Integration and International Trade	1,290,000,000	1,299,200,000	1,184,279,927
8-1	Ministry of Education and Human Resources, Tertiary Education and Scientific Research	17,100,000,000	17,100,000,000	16,297,909,413
9-1	Ministry of Tourism	708,000,000	708,000,000	691,679,994
	<i>Carried forward</i>	58,637,400,000	59,531,448,900	52,881,739,029

STATEMENT B

**Abstract Account of Revenue and Expenditure of the Consolidated Fund
for the financial year 2019-2020
(Analysis of Expenditure by Votes)**

Votes	Ministries/Departments	Original Estimates of Expenditure Rs	Total Provisions* Rs	Actual Expenditure Rs
	<i>Brought forward</i>	58,637,400,000	59,531,448,900	52,881,739,029
10-1	Ministry of Health and Quality of Life	13,100,000,000	14,300,000,000	13,783,339,343
11-1	Ministry of Arts and Culture	517,000,000	517,000,000	432,819,896
	Ministry of Social Security, National Solidarity, and Environment and Sustainable Development -			
12-1	Social Security and National Solidarity	26,927,000,000	32,032,000,000	31,711,872,155
12-2	Environment and Sustainable Development	1,163,000,000	1,163,000,000	1,033,827,877
12-3	Meteorological Services	145,500,000	145,500,000	119,806,641
13-1	Ministry of Agro-Industry and Food Security	3,285,000,000	3,285,000,000	3,019,517,435
14-1	Ministry of Industry, Commerce and Consumer Protection	307,000,000	307,000,000	277,681,066
	Attorney-General's Office, Ministry of Justice, Human Rights and Institutional Reforms -			
15-1	Office of the Solicitor-General	340,000,000	340,000,000	310,568,698
15-2	Office of the Director of Public Prosecutions	160,000,000	160,000,000	123,157,773
15-3	Office of the Parliamentary Counsel	18,200,000	18,200,000	13,107,472
15-4	Justice, Human Rights and Institutional Reforms	55,500,000	55,500,000	34,250,860
16-1	Ministry of Youth and Sports	750,000,000	750,000,000	597,580,642
17-1	Ministry of Business, Enterprise and Cooperatives	244,600,000	244,600,000	217,605,641
18-1	Ministry of Social Integration and Economic Empowerment	761,000,000	761,000,000	717,833,433
	Ministry of Ocean Economy, Marine Resources, Fisheries and Shipping -			
19-1	Ocean Economy, Marine Resources and Shipping	360,000,000	357,947,000	259,365,125
19-2	Fisheries	334,500,000	336,553,000	251,234,149
20-1	Ministry of Labour, Industrial Relations, Employment and Training	647,000,000	647,000,000	473,650,777
21-1	Ministry of Housing and Lands	2,445,000,000	2,520,000,000	2,257,899,924
22-1	Ministry of Civil Service and Administrative Reforms	636,000,000	636,000,000	519,264,792
23-1	Ministry of Financial Services and Good Governance	250,000,000	250,000,000	235,469,750
	Centralised Services of Government -			
24-1	Centrally Managed Expenses of Government	2,525,300,000	2,525,300,000	2,077,726,080
	<i>Carried forward</i>	113,609,000,000	120,883,048,900	111,349,318,558

STATEMENT B

**Abstract Account of Revenue and Expenditure of the Consolidated Fund
for the financial year 2019-2020
(Analysis of Expenditure by Votes)**

Votes	Ministries/Departments	Original Estimates of Expenditure Rs	Total Provisions* Rs	Actual Expenditure Rs
	<i>Brought forward</i>	113,609,000,000	120,883,048,900	111,349,318,558
25-1	Centrally Managed Initiatives of Government	9,391,000,000	36,255,360,100	32,399,235,824
26-1	Contingencies and Reserves	700,000,000	261,591,000	-
	Sub-Total (Appropriations)	123,700,000,000	157,400,000,000	143,748,554,382
	Expenditure Charged Statutorily or By Virtue of State Obligations			
	Government Debt Servicing	45,737,000,000	45,737,000,000	36,617,453,734
	Public Service Pensions	9,403,000,000	9,403,000,000	9,189,973,069
	Total Expenditure	178,840,000,000	212,540,000,000	189,555,981,185
TOTAL REVENUE LESS TOTAL EXPENDITURE				(10,649,224,550)

* Refers to the final amount approved after Supplementary Appropriation and Virement.

06 November 2020

S.D. RAMDEEN
Accountant-General

STATEMENT D

**Detailed Statement of Revenue of the Consolidated Fund
for the financial year 2019-2020**

Code	Description of Revenue Items	Original Estimate of Revenue Rs	Actual Revenue Rs	Over the Estimate Rs	Under the Estimate Rs
11	RECURRENT REVENUE				
111	TAXES				
111	<u>Taxes on Income and Profits</u>				
11110001	Income Tax - Individuals	11,765,000,000	11,220,867,865	-	544,132,135
11120001	Income Tax - Companies & Bodies Corporate	15,615,000,000	13,875,879,885	-	1,739,120,115
11130001	Tax Deduction at Source (TDS)	1,740,000,000	1,719,983,308	-	20,016,692
	Total Taxes on Income and Profits	29,120,000,000	26,816,731,058	-	2,303,268,942
113	<u>Taxes on Property</u>				
1131	Recurrent Taxes on Immovable Property				
11310001	Campement Site Tax	3,000,000	1,905,794	-	1,094,206
11310002	Campement Tax	3,000,000	6,074,638	3,074,638	-
	Total Recurrent Taxes on Immovable Property	6,000,000	7,980,432	3,074,638	1,094,206
1134	Taxes on Financial and Capital Transactions				
11340001	Land Transfer Tax	2,165,000,000	1,693,162,741	-	471,837,259
11340002	Registration Duty on Transfer of Immovable Property	2,075,000,000	1,619,249,081	-	455,750,919
11340003	Tax on Transfer of Leasehold Rights in State Lands	195,000,000	144,118,279	-	50,881,721
11340004	Registration Duty on Transfer of Shares	60,000,000	24,523,700	-	35,476,300
11340005	Registration Duty on Transfer of Motor Vehicles	1,620,000,000	1,175,094,100	-	444,905,900
11340007	Registration Duty on Fixed and Floating Charges	215,000,000	181,303,400	-	33,696,600
11340009	Stamp Duties	112,000,000	91,331,234	-	20,668,766
11340999	Miscellaneous	102,000,000	80,392,144	-	21,607,856
	Total Taxes on Financial and Capital Transactions	6,544,000,000	5,009,174,679	-	1,534,825,321
1135	Other Non Recurrent Taxes on Property				
11350001	Land Conversion Tax	145,000,000	45,233,970	-	99,766,030
	Total Other Non Recurrent Taxes on Property	145,000,000	45,233,970	-	99,766,030
	Total Taxes on Property	6,695,000,000	5,062,389,081	3,074,638	1,635,685,557
114	<u>Taxes on Goods and Services</u>				
1141	General Taxes on Goods and Services				
11411001	Value Added Tax	38,000,000,000	32,658,337,889	-	5,341,662,111
	Total General Taxes on Goods and Services	38,000,000,000	32,658,337,889	-	5,341,662,111
1142	Taxes on Specific Goods (Excise Duties and Environment Taxes)				
11420001	Spirits, Liquors and Alcoholic Beverages	5,405,000,000	5,307,364,918	-	97,635,082
11420002	Tobacco Products	5,480,000,000	5,620,144,470	140,144,470	-
11420003	Motor Vehicles and Motor Cycles	3,910,000,000	3,120,154,656	-	789,845,344
11420004	Petroleum Products (including MID Levy)	4,557,000,000	3,938,419,755	-	618,580,245
11420005	PET Bottles and Other Plastic Products	480,000,000	272,844,875	-	207,155,125
11420006	Sugar Content of Sugar Sweetened Beverages	461,500,000	427,661,348	-	33,838,652
	<i>Carried forward</i>	20,293,500,000	18,686,590,022	140,144,470	1,747,054,448

STATEMENT D

Detailed Statement of Revenue of the Consolidated Fund
for the financial year 2019-2020

Code	Description of Revenue Items	Original Estimate of Revenue Rs	Actual Revenue Rs	Over the Estimate Rs	Under the Estimate Rs
11	TAXES - continued				
114	<u>Taxes on Goods and Services - continued</u>				
1142	Taxes on Specific Goods (Excise Duties and Environment Taxes) - contd.				
	<i>Brought forward</i>	20,293,500,000	18,686,590,022	140,144,470	1,747,054,448
11420007	Energy Inefficient Electrical Appliances	4,500,000	19,057,485	14,557,485	-
11420008	Insecticides, Herbicides and Fruit Ripeners	16,000,000	14,658,961	-	1,341,039
11420999	Miscellaneous	226,000,000	204,707,769	-	21,292,231
	Total Taxes on Specific Goods (Excise Duties and Environment Taxes)	20,540,000,000	18,925,014,237	154,701,955	1,769,687,718
1144	Taxes on Specific Services and Gambling				
11440001	Taxes on the National Lottery and Other Lotteries	326,000,000	285,161,775	-	40,838,225
11440002	Betting Taxes on Horse Racing, Football, etc.	1,130,000,000	739,546,759	-	390,453,241
11440003	Gaming Taxes on Casinos and Gaming Houses	840,000,000	694,955,726	-	145,044,274
11440004	Passenger Fee on Air Tickets	1,825,000,000	1,264,203,360	-	560,796,640
	Total Taxes on Specific Services and Gambling	4,121,000,000	2,983,867,620	-	1,137,132,380
1145	Licence Fees				
11451001	Road Motor Vehicle Licences	1,642,000,000	1,587,055,505	-	54,944,495
11452002	Company Licences	216,300,000	202,924,370	-	13,375,630
11452003	Incorporation & Lodging Fees, Search Duty etc.	14,700,000	12,073,110	-	2,626,890
11452004	Tourist Enterprise Licences	116,600,000	72,883,981	-	43,716,019
11452005	Gambling Licences	450,000,000	343,783,173	-	106,216,827
11452006	Liquor Licences	23,300,000	22,433,000	-	867,000
11452007	Freeport Licences	4,100,000	8,900,000	4,800,000	-
11452008	Pharmacy Licenses	1,550,000	1,395,150	-	154,850
11452009	Fishing Vessel Licenses	77,300,000	85,368,385	8,068,385	-
11452010	Work/Occupation Permits	278,300,000	220,899,500	-	57,400,500
11452011	Registration of Factories	2,600,000	2,426,795	-	173,205
11452012	Registration of Associations	1,030,000	505,177	-	524,823
11452013	Recruitment Licences	620,000	264,000	-	356,000
11452099	Miscellaneous	36,600,000	34,390,000	-	2,210,000
	Total Licence Fees	2,865,000,000	2,595,302,146	12,868,385	282,566,239
	Total Taxes on Goods and Services	65,526,000,000	57,162,521,892	167,570,340	8,531,048,448
115	<u>Taxes on International Trade and Transactions</u>				
11510001	Customs Duties	1,405,000,000	1,216,330,414	-	188,669,586
	Total Taxes on International Trade and Transactions	1,405,000,000	1,216,330,414	-	188,669,586
116	<u>Other Taxes</u>				
11611001	Environment Protection Fee	446,000,000	330,014,556	-	115,985,444
11611002	Advertising Structure Fee	57,800,000	44,228,000	-	13,572,000
11612001	Special Levy on Banks	1,085,000,000	938,688,617	-	146,311,383
11612002	Solidarity Levy on Telecommunication Companies	310,000,000	184,987,465	-	125,012,535
	<i>Carried forward</i>	1,898,800,000	1,497,918,638	-	400,881,362

STATEMENT D

Detailed Statement of Revenue of the Consolidated Fund
for the financial year 2019-2020

Code	Description of Revenue Items	Original Estimate of Revenue Rs	Actual Revenue Rs	Over the Estimate Rs	Under the Estimate Rs
11	TAXES - continued				
116	Other Taxes - continued				
	<i>Brought forward</i>	1,898,800,000	1,497,918,638	-	400,881,362
11620001	Mauritius Revenue Authority - Penalties	31,200,000	31,286,431	86,431	-
	Total Other Taxes	1,930,000,000	1,529,205,069	86,431	400,881,362
	TOTAL TAXES	104,676,000,000	91,787,177,514	170,731,409	13,059,553,895
	<i>Net amount under the Estimates</i>				12,888,822,486
12	SOCIAL CONTRIBUTIONS				
121	Social Security Contributions				
12110001	Employee Contribution under Pension Scheme	1,000,000,000	1,061,220,833	61,220,833	-
	Total Social Security Contributions	1,000,000,000	1,061,220,833	61,220,833	-
122	Other Social Contributions				
12210001	Civil Service Family Protection Scheme	325,000,000	316,503,108	-	8,496,892
12211001	Retiring Allowance Scheme for Members of National Assembly	7,000,000	6,404,841	-	595,159
	Total Other Social Contributions	332,000,000	322,907,949	-	9,092,051
	TOTAL SOCIAL CONTRIBUTIONS	1,332,000,000	1,384,128,782	61,220,833	9,092,051
	<i>Net amount over the Estimates</i>			52,128,782	
14	OTHER REVENUE				
141	Property Income				
1411	Interest				
14110003	Central Water Authority	83,267,000	-	-	83,267,000
14110004	Mauritius Housing Company Ltd	112,000	126,783	14,783	-
14110006	National Transport Corporation	120,000	120,000	-	-
14110008	Rose Belle Sugar Estate	315,000	-	-	315,000
14110009	National Housing Development Company Ltd	26,336,000	31,341,053	5,005,053	-
14110012	Development Bank of Mauritius Ltd	5,761,000	5,498,926	-	262,074
14110014	Mauritius Broadcasting Corporation	3,368,000	8,422,356	5,054,356	-
14110015	Airports of Mauritius Co Ltd	6,713,000	4,945,124	-	1,767,876
14110017	Polytechnics Mauritius Ltd	48,192,000	-	-	48,192,000
14110020	Cargo Handling Corporation Ltd	14,403,000	16,871,460	2,468,460	-
14110021	Airport Terminal Operations Ltd	2,694,000	2,857,753	163,753	-
14110022	Landscape (Mauritius) Ltd (<i>ex-BPML</i>)	5,709,000	5,129,602	-	579,398
14110050	Loans to Government Officers	120,000,000	117,248,785	-	2,751,215
14110051	Investment of Surplus Balances	65,000,000	26,739,141	-	38,260,859
14110056	Mauritius Cane Industry Authority	264,000	264,858	858	-
14110057	Wastewater Management Authority	98,746,000	-	-	98,746,000
14110071	Irrigation Authority	159,000	-	-	159,000
14110111	District Council of Pamplemousses	750,000	382,200	-	367,800
14110112	District Council of Riviere du Rempart	589,000	300,300	-	288,700
14110200	Rodrigues Regional Assembly	186,000	-	-	186,000
14110999	Miscellaneous	2,316,000	11,308,520	8,992,520	-
	Total - Interest	485,000,000	231,556,861	21,699,783	275,142,922

STATEMENT D

**Detailed Statement of Revenue of the Consolidated Fund
for the financial year 2019-2020**

Code	Description of Revenue Items	Original Estimate of Revenue Rs	Actual Revenue Rs	Over the Estimate Rs	Under the Estimate Rs
14	OTHER REVENUE - <i>continued</i>				
141	<u>Property Income - <i>continued</i></u>				
1412	Dividends				
14120001	Bank of Mauritius	-	71,249,419	71,249,419	-
14120004	SBM Holdings Ltd	70,000,000	29,905,230	-	40,094,770
14120005	State Investment Corporation Ltd	210,000,000	149,999,959	-	60,000,041
14120006	Mauritius Telecom Ltd	250,000,000	262,135,717	12,135,717	-
14120009	State Informatics Ltd	10,000,000	10,000,000	-	-
14120010	Mauritius Housing Company Ltd	40,000,000	24,506,833	-	15,493,167
14120999	Miscellaneous	33,000,000	4,542,403	-	28,457,597
	Total - Dividends	613,000,000	552,339,561	83,385,136	144,045,575
1413	Withdrawals from Income of Quasi Corporations				
14130005	Information & Communication Technology Authority	100,000,000	58,423,084	-	41,576,916
14130007	Financial Services Commission	1,400,000,000	1,293,579,959	-	106,420,041
14130008	Mauritius Ports Authority	600,000,000	300,000,000	-	300,000,000
14130009	State Trading Corporation	500,000,000	500,000,000	-	-
	Total - Withdrawals from Income of Quasi Corporations	2,600,000,000	2,152,003,043	-	447,996,957
1415	Rent and Royalties				
14150002	Campement Site Lease	250,000,000	260,323,244	10,323,244	-
14150003	Other Land Leases	995,000,000	713,735,362	-	281,264,638
14150005	Shooting and Fishing Lease	15,000,000	7,950,997	-	7,049,003
	Total - Rent and Royalties	1,260,000,000	982,009,603	10,323,244	288,313,641
	Total - Property Income	4,958,000,000	3,917,909,068	115,408,163	1,155,499,095
142	<u>Sales of Goods and Services</u>				
1422	Administrative Fees				
	Judiciary				
14220001	Court Fees	34,000,000	46,779,170	12,779,170	-
14220002	Ushers' and Interpreters' Fees	3,100,000	4,261,770	1,161,770	-
	Civil Status				
14220010	Issue of Civil Status Certificates	5,500,000	5,601,225	101,225	-
14220011	Fees for Celebration of Civil Marriage	12,900,000	8,337,000	-	4,563,000
14220012	Fees for National Identity Cards	11,300,000	12,718,750	1,418,750	-
	Home Affairs				
14220020	Issue of Certificates in Connection with Citizenship	10,300,000	9,131,548	-	1,168,452
14220022	Processing Fees for Apostille Services	6,700,000	4,829,700	-	1,870,300
	External Communications				
14220031	Route Air Navigation Charge	146,300,000	114,712,572	-	31,587,428
14220032	Other Civil Aviation Charges	113,000,000	89,111,772	-	23,888,228
14220034	Scheme of Charge	67,000,000	37,542,776	-	29,457,224
	<i>Carried forward</i>	410,100,000	333,026,283	15,460,915	92,534,632

STATEMENT D

**Detailed Statement of Revenue of the Consolidated Fund
for the financial year 2019-2020**

Code	Description of Revenue Items	Original Estimate of Revenue Rs	Actual Revenue Rs	Over the Estimate Rs	Under the Estimate Rs
14	OTHER REVENUE - <i>continued</i>				
142	<u>Sales of Goods and Services - <i>continued</i></u>				
1422	Administrative Fees - <i>contd.</i>				
	<i>Brought forward</i>	410,100,000	333,026,283	15,460,915	92,534,632
	Arts and Culture				
14220040	Fees for Cinema, Video and Theatre Censorship	1,130,000	1,159,400	29,400	-
14220041	Archives Fees	270,000	191,915	-	78,085
	Shipping				
14220060	Ship Registration Fees	250,000	230,278	-	19,722
14220061	Annual Fees	7,190,000	5,121,591	-	2,068,409
	Legal Metrology				
14220070	Duty on Scales	5,500,000	4,983,027	-	516,973
	National Audit Office				
14220080	Reimbursement towards Cost of Audit Services	16,000,000	16,678,291	678,291	-
	Electoral Commissioner's Office				
14220090	Refund of Electoral Expenses	1,800,000	1,814,642	14,642	-
	Police				
14220100	Fees for Police Services	11,300,000	11,572,463	272,463	-
14220101	Helicopter and Aircraft Services	8,500,000	8,299,744	-	200,256
14220102	Issue of Passports	51,500,000	35,005,768	-	16,494,232
14220103	Issue of Accident Report Form	260,000	96,860	-	163,140
14220104	Fees for Driving Test	60,000,000	45,299,300	-	14,700,700
14220105	Fees for Certificate of Character	7,900,000	6,435,005	-	1,464,995
	Health				
14220110	Central Health Laboratory Fees	12,000,000	8,653,138	-	3,346,862
14220112	Overtime Fees	1,800,000	2,182,800	382,800	-
14220113	Vaccination Fees	21,600,000	17,071,410	-	4,528,590
14220114	Fumigation and Disinfection Fees	2,600,000	2,633,450	33,450	-
	Agriculture				
14220120	Fees for Veterinary Services	390,000	250,938	-	139,062
14220121	Importation Fees (Agricultural Produce)	3,950,000	2,133,175	-	1,816,825
14220124	Quarantine Fees	1,770,000	836,532	-	933,468
14220127	Sterilisation, Post Mortem Analysis and Export Fees	280,000	518,770	238,770	-
14220128	Reimbursement towards Cost of National Parks and Coservation Service	25,000,000	-	-	25,000,000
14220129	Clearance Fees and Other Fees for Tobacco Products	25,240,000	23,023,790	-	2,216,210
14220130	Clearance Fees and Other Fees for Tea Products	18,070,000	19,940,974	1,870,974	-
	Fisheries				
14220141	Processing Fees for Inspection	5,050,000	4,425,000	-	625,000
14220142	Fees to Operate in Marine Protected Areas	2,700,000	758,800	-	1,941,200
14220143	Fees for Services Provided at the Competent Authority - Seafood	5,150,000	4,887,800	-	262,200
	Assay Office				
14220151	Assaying and Marking Fees	2,700,000	2,150,525	-	549,475
	Treasury				
14220160	Pension Contribution Reimbursements	350,000	364,776	14,776	-
14220161	Compensation iro Government-owned Vehicles	1,350,000	670,949	-	679,051
	<i>Carried forward</i>	711,700,000	560,417,394	18,996,481	170,279,087

STATEMENT D

**Detailed Statement of Revenue of the Consolidated Fund
for the financial year 2019-2020**

Code	Description of Revenue Items	Original Estimate of Revenue Rs	Actual Revenue Rs	Over the Estimate Rs	Under the Estimate Rs
14	OTHER REVENUE - <i>continued</i>				
142	<u>Sales of Goods and Services - <i>continued</i></u>				
1422	Administrative Fees - <i>contd.</i>				
	<i>Brought forward</i>	711,700,000	560,417,394	18,996,481	170,279,087
	Mauritius Revenue Authority				
14220165	Overtime and Supervision Fees	26,000,000	18,702,831	-	7,297,169
14220168	Fees for Tax Residency Certificates and Tax Rulings	67,000,000	84,285,579	17,285,579	-
	Public Infrastructure				
14220180	Materials Testing Laboratory Fees	5,200,000	4,527,510	-	672,490
	Land Transport				
14220191	Registration and Transfer of Vehicles	42,200,000	38,314,950	-	3,885,050
14220192	Issue of Student ID Cards	12,900,000	8,021,300	-	4,878,700
14220194	Reservation of Specific Registration Mark	118,000,000	70,041,628	-	47,958,372
14220196	Parking Fees	44,450,000	39,001,150	-	5,448,850
	Housing and Lands				
14220200	Survey Fee	800,000	240,600	-	559,400
14220201	Morcellement Fee	32,850,000	9,692,466	-	23,157,534
14220202	Issue of Land Parcel Identification Number	20,600,000	15,720,010	-	4,879,990
	Attorney-General's Office				
14220230	Commission on Curatelle Deposits	360,000	455,623	95,623	-
14220232	Processing and Registration Fees for Law Practitioners	1,030,000	1,370,000	340,000	-
14220233	Fee for Change of Name Certificate	310,000	258,000	-	52,000
	Fire Services				
14220240	Special Services	1,900,000	1,027,542	-	872,458
	Social Security				
14220250	Benefits Recovered	43,000,000	34,245,713	-	8,754,287
14220251	Reimbursement of Cost of NPF Administration	150,000,000	124,378,403	-	25,621,597
	Industrial Property Office				
14220260	Trade Marks, Service Marks and Collective Marks	15,520,000	12,706,365	-	2,813,635
14220261	Patent Fees	820,000	787,185	-	32,815
14220262	Industrial Designs	260,000	205,590	-	54,410
	Prison Services				
14220280	Prison Services	4,100,000	2,059,203	-	2,040,797
	Office of the Director of Public Prosecutions				
14220291	Provision of Briefs to Counsels	300,000	196,272	-	103,728
	Economic Development Board				
14220300	Processing Fee on Application for Acquisition of IRS, RES and IHS	2,100,000	7,180,000	5,080,000	-
	Technology, Communication and Innovation				
14220310	Data Controller Registration and Renewal Fee	6,600,000	6,377,950	-	222,050
	Total - Administrative Fees	1,308,000,000	1,040,213,264	41,797,683	309,584,419

STATEMENT D

**Detailed Statement of Revenue of the Consolidated Fund
for the financial year 2019-2020**

Code	Description of Revenue Items	Original Estimate of Revenue Rs	Actual Revenue Rs	Over the Estimate Rs	Under the Estimate Rs
14	OTHER REVENUE - <i>continued</i>				
142	<u>Sales of Goods and Services - <i>continued</i></u>				
1423	Incidental Sales by Non Market Establishments				
	Meteorological Services				
14230020	Sale of Weather Data	22,790,000	15,334,352	-	7,455,648
14230021	Sale of Ephemerides	10,000	2,700	-	7,300
	Government Printing				
14230030	Sale of Publications	16,400,000	27,448,584	11,048,584	-
	Agriculture				
14230041	Sale of Seeds	2,400,000	1,689,308	-	710,692
14230042	Sale of Plants, Fruits and Agricultural Produce	7,200,000	5,958,304	-	1,241,696
14230044	Sale of Poultry and Eggs	4,100,000	6,136,139	2,036,139	-
14230046	Sale of Forest Produce	3,000,000	1,568,732	-	1,431,268
	Fisheries				
14230060	Sale of Produce	550,000	168,392	-	381,608
	Housing and Lands				
14230070	Sale of Sand	60,000	64,460	4,460	-
14230071	Sale of Maps, Reproductions and Copyright Fees	690,000	680,765	-	9,235
	Prison Services				
14230080	Sale of Farm Produce	750,000	532,347	-	217,653
	Health				
14230090	Sale of Drugs, Serum and Sundry Appliances	1,350,000	794,334	-	555,666
	Treasury				
14230100	Sale of Stores	11,700,000	10,494,189	-	1,205,811
	Public Utilities				
14230110	Sale of Ground Water	50,000,000	63,683,576	13,683,576	-
	Total - Incidental Sales by Non Market Establishments	121,000,000	134,556,182	26,772,759	13,216,577
14299	Miscellaneous Sales of Goods and Services				
14299001	Judiciary	350,000	532,605	182,605	-
14299004	Land Transport	66,950,000	59,473,172	-	7,476,828
14299005	Police	43,250,000	18,817,708	-	24,432,292
14299006	Health	44,380,000	32,631,964	-	11,748,036
14299007	Agriculture	12,360,000	12,740,682	380,682	-
14299008	Fisheries	9,500,000	6,724,655	-	2,775,345
14299009	Treasury	820,000	897,713	77,713	-
14299010	Education	13,390,000	43,197,481	29,807,481	-
14299011	Public Infrastructure	110,000	8,458	-	101,542
14299012	Labour	3,700,000	2,806,936	-	893,064
14299013	Attorney-General's Office	1,030,000	573,073	-	456,927
14299014	Fire Services	3,380,000	12,357,660	8,977,660	-
14299016	Rental of Government Property (Buildings)	29,870,000	11,732,003	-	18,137,997
14299017	Overpayment Made in Previous Years	41,200,000	154,521,237	113,321,237	-
14299018	Commission on Salary Deductions	1,440,000	1,336,375	-	103,625
	<i>Carried forward</i>	271,730,000	358,351,722	152,747,378	66,125,656

STATEMENT D

**Detailed Statement of Revenue of the Consolidated Fund
for the financial year 2019-2020**

Code	Description of Revenue Items	Original Estimate of Revenue Rs	Actual Revenue Rs	Over the Estimate Rs	Under the Estimate Rs
14	OTHER REVENUE - <i>continued</i>				
142	<u>Sales of Goods and Services - <i>continued</i></u>				
14299	Miscellaneous Sales of Goods and Services - <i>contd.</i>				
	<i>Brought forward</i>	271,730,000	358,351,722	152,747,378	66,125,656
14299019	Shipping	5,180,000	5,941,292	761,292	-
14299999	Miscellaneous	115,090,000	127,414,331	12,324,331	-
	Total - Miscellaneous Sales of Goods and Services	392,000,000	491,707,345	165,833,001	66,125,656
	Total - Sales of Goods and Services	1,821,000,000	1,666,476,791	234,403,443	388,926,652
143	<u>Fines, Penalties and Forfeits</u>				
14310001	Judiciary	350,000,000	279,885,239	-	70,114,761
14310002	Road Transport - Penalty Fees for Parking Offences	12,600,000	7,938,717	-	4,661,283
14310003	Treasury	13,400,000	14,234,984	834,984	-
	Total - Fines, Penalties and Forfeits	376,000,000	302,058,940	834,984	74,776,044
145	<u>Miscellaneous Revenue</u>				
14599003	Transfer of Surplus Cash Balances from Miscellaneous Statutory Bodies and Special Funds	1,400,000,000	371,570,000	-	1,028,430,000
14599004	Contribution in respect of Tourism Development Projects on State Lands	17,000,000	5,622,064	-	11,377,936
14599999	Other Miscellaneous, incl. Unidentified Revenues	230,000,000	150,144,430	-	79,855,570
	Total - Miscellaneous Revenue	1,647,000,000	527,336,494	-	1,119,663,506
	TOTAL - OTHER REVENUE	8,802,000,000	6,413,781,293	350,646,590	2,738,865,297
	<i>Net amount under the Estimates</i>				2,388,218,707
	TOTAL RECURRENT REVENUE	114,810,000,000	99,585,087,589	582,598,832	15,807,511,243
	<i>Net amount under the Estimates</i>				15,224,912,411
	CAPITAL REVENUE				
13	EXTERNAL GRANTS				
131	<u>Grants from Foreign Governments</u>				
13120100	Government of Australia	7,000,000	8,951,857	1,951,857	-
13120300	Government of the People's Republic of China	900,000,000	604,594,285	-	295,405,715
13120301	Government of the Republic of India	4,720,000,000	3,499,311,713	-	1,220,688,287
13120501	Government of Japan	33,000,000	27,453,744	-	5,546,256
	Total - Grants from Foreign Governments	5,660,000,000	4,140,311,599	1,951,857	1,521,640,258

STATEMENT D

**Detailed Statement of Revenue of the Consolidated Fund
for the financial year 2019-2020**

Code	Description of Revenue Items	Original Estimate of Revenue Rs	Actual Revenue Rs	Over the Estimate Rs	Under the Estimate Rs
13	EXTERNAL GRANTS - continued				
132	<u>Grants from International Organisations</u>				
13210001	Global Fund to Fight AIDS, Tuberculosis and Malaria	17,000,000	11,955,195	-	5,044,805
13210010	AU - Global Monitoring for Environment and Security	19,000,000	-	-	19,000,000
13210021	AFB - Climate Change Adaptation Study for Port	5,400,000	-	-	5,400,000
13210027	AFD - Consultancy on Development of Action Plan for Land Drainage Authority	15,000,000	7,262,043	-	7,737,957
13210032	AFD - Restructuring of Employment Information Centres	5,201,000	4,016,000	-	1,185,000
13210033	AFD - Study on Operation and Productivity of CHCL	12,000,000	9,113,750	-	2,886,250
13210034	AFD - Formation Professionnelle	8,809,000	1,342,968	-	7,466,032
13210038	AFD - Study on Waste Recycling and Resource Recovery Strategy	3,437,000	-	-	3,437,000
13210040	GEF - Nationally Appropriate Mitigation Action	8,665,000	1,063,061	-	7,601,939
13210044	GEF - Biennial Update	7,235,000	942,461	-	6,292,539
13210045	GEF - Mainstreaming Biodiversity into the Management of the Coastal Zone	44,000,000	611,745	-	43,388,255
13210057	GCF - Climate Change Vulnerability and Adaptation Study for the Port	5,683,000	-	-	5,683,000
13210060	EU- Mauritius Fisheries Partnership Agreement	14,200,000	15,318,312	1,118,312	-
13210062	EU - Greening the Value Chain of Tour Operators	8,000,000	-	-	8,000,000
13210063	EU - Promotion of Respect for Human Rights	4,000,000	-	-	4,000,000
13210064	EU - DeSIRA - Supporting Sustainable Agriculture	64,352,000	-	-	64,352,000
13210065	EU - Protecting and Promoting the Rights of Vulnerable Children	-	205,265	205,265	-
13210100	EDF - National Indicative Programme under 11th EDF	12,554,000	-	-	12,554,000
13210700	UNDP - Project Preparation Grant	7,735,000	-	-	7,735,000
13210701	UNDP - Technical Assistance	-	427,951	427,951	-
13210760	UNEP - Global Fuel Economy Initiative	-	412,246	412,246	-
13210761	UNEP - Institutional Strengthening Fund	660,000	971,549	311,549	-
13210762	UNEP - Switch Africa Green	-	245,409	245,409	-
13210763	UNEP - Global Monitoring Plan of Persistent Organic Pollutants	-	102,470	102,470	-
13210780	Multilateral Fund - HCFC Phase out Management Plan	1,930,000	3,851,235	1,921,235	-
13210820	SADC - Trade Related Facility Programme	15,200,000	3,544,985	-	11,655,015
13210840	CDSF - Enhancing the Resilience of Vulnerable Communities to Climate Change	1,500,000	-	-	1,500,000
13210860	EC - Shared Environmental Information System	535,000	279,184	-	255,816
13210900	IAEA - Nuclear Medicine Project	12,000,000	-	-	12,000,000
13210920	WB - Statistical Capacity Building	6,250,000	6,119,795	-	130,205
13220020	ADFD - Construction of New Eye Hospital	200,000,000	-	-	200,000,000
13220611	EDF - Decentralised Cooperation Programme	10,000,000	5,540,873	-	4,459,127
13220617	EDF - Global Climate Change Alliance Plus	23,260,000	-	-	23,260,000
13220622	EDF - Regional Interim Economic Partnership Agreement under 11th EDF	137,383,000	60,488,824	-	76,894,176
13220801	AFB - Climate Change Adaptation Programme	-	4,256,314	4,256,314	-
13220999	Miscellaneous	4,011,000	9,501,382	5,490,382	-
	Total - Grants from International Organisations	675,000,000	147,573,017	14,491,133	541,918,116
	TOTAL - EXTERNAL GRANTS	6,335,000,000	4,287,884,616	16,442,990	2,063,558,374
	Net amount under the Estimates				2,047,115,384

STATEMENT D

Detailed Statement of Revenue of the Consolidated Fund
for the financial year 2019-2020

Code	Description of Revenue Items	Original Estimate of Revenue Rs	Actual Revenue Rs	Over the Estimate Rs	Under the Estimate Rs
14	OTHER REVENUE				
145	Miscellaneous Revenue				
1459002	Transfers from Special Funds	590,000,000	-	-	590,000,000
	Total - Miscellaneous Revenue	590,000,000	-	-	590,000,000
	TOTAL - OTHER REVENUE	590,000,000	-	-	590,000,000
	<i>Net amount under the Estimates</i>				<i>590,000,000</i>
	TOTAL - CAPITAL REVENUE	6,925,000,000	4,287,884,616	16,442,990	2,653,558,374
	<i>Net amount under the Estimates</i>				<i>2,637,115,384</i>
	TOTAL RECURRENT AND CAPITAL REVENUE	121,735,000,000	103,872,972,205	599,041,822	18,461,069,617
	<i>Net amount under the Estimates</i>				<i>17,862,027,795</i>
32	REIMBURSEMENTS OF LOANS FROM PUBLIC ENTERPRISES AND EQUITY SALES				
321	Domestic				
3214	Loans				
32140	Reimbursements of Loans				
32140002	Irrigation Authority	3,650,000	-	-	3,650,000
32140104	Municipality of Beau Bassin/Rose Hill	4,200,000	4,200,000	-	-
32140111	District Council of Pamplemousses	2,100,000	588,000	-	1,512,000
32140112	District Council of Rivière du Rempart	-	462,000	462,000	-
32140121	Rodrigues Regional Assembly	2,120,000	-	-	2,120,000
32140200	Development Bank of Mauritius Ltd	16,745,000	14,018,020	-	2,726,980
32140301	Mauritius Housing Company Ltd	2,260,000	2,361,728	101,728	-
32140303	Polytechnics Mauritius Ltd	65,125,000	-	-	65,125,000
32140506	National Housing Development Company Ltd	36,000,000	40,314,140	4,314,140	-
32140508	Rose Belle Sugar Estate Board	2,330,000	-	-	2,330,000
32140513	Airports of Mauritius Co. Ltd	41,290,000	22,812,920	-	18,477,080
32140517	Wastewater Management Authority	169,360,000	-	-	169,360,000
32140518	Mauritius Cane Industry Authority	1,320,000	1,329,534	9,534	-
32140700	Repatriation Expenses	200,000	152,789	-	47,211
	Total - Reimbursements of Loans	346,700,000	86,239,131	4,887,402	265,348,271
	<i>Net amount under the Estimates</i>				<i>260,460,869</i>
32150	Equity Sales				
32150012	Development Bank of Mauritius Ltd	5,000,000,000	73,953	-	4,999,926,047
	Total - Equity Sales	5,000,000,000	73,953	-	4,999,926,047
	<i>Net amount under the Estimates</i>				<i>4,999,926,047</i>
	Total - Reimbursements of loan from Domestic Sources and Equity Sales	5,346,700,000	86,313,084	4,887,402	5,265,274,318
	<i>Net amount under the Estimates</i>				<i>5,260,386,916</i>
	FINANCING OF GOVERNMENT BORROWING REQUIREMENT				
33	NET BORROWING REQUIREMENT				
331	Domestic Sources				
33130	Issue of Government Securities				
33130030	Issue of 5 Year Government Bonds	14,000,000,000	30,259,991,700	16,259,991,700	-
33130040	Issue of Long Term Bonds and other securities	10,000,000,000	16,822,709,000	6,822,709,000	-
	Total - Issue of Government Securities	24,000,000,000	47,082,700,700	23,082,700,700	-
	<i>Net amount over the Estimates</i>			<i>23,082,700,700</i>	

STATEMENT D

Detailed Statement of Revenue of the Consolidated Fund
for the financial year 2019-2020

Code	Description of Revenue Items	Original Estimate of Revenue Rs	Actual Revenue Rs	Over the Estimate Rs	Under the Estimate Rs
33	FINANCING OF GOVERNMENT BORROWING REQUIREMENT - <i>continued</i>				
331	NET BORROWING REQUIREMENT - <i>continued</i>				
33140	Domestic Sources - <i>continued</i>				
33140001	Financing from SIC Development Co. Ltd				
	Drawdown	452,000,000	48,700,133	-	403,299,867
	Total - Financing from SIC Development Co. Ltd	452,000,000	48,700,133	-	403,299,867
	Net amount under the Estimates				403,299,867
33130	Financing from Bank of Mauritius				
33130001	Repayment/early repayment of external debt	18,000,000,000	18,000,000,000	-	-
	Total - Financing from Bank of Mauritius	18,000,000,000	18,000,000,000	-	-
	Total - Loans from Domestic Sources	42,452,000,000	65,131,400,833	23,082,700,700	403,299,867
	Net amount over the Estimates			22,679,400,833	
332	Foreign Sources				
33240	Loans from Foreign Governments				
33240100	Government of the People's Republic of China				
	(a) Multi Sports Complex at Côte D'or	250,000,000	771,855,000	521,855,000	-
33240101	Government of the Republic of India				
	(a) Line of credit:				
	Mid Life Upgrade of Dornier Aircraft	203,000,000	-	-	203,000,000
33240102	Government of Japan				
	(a) Grand Baie Sewerage Project (Phase 1B)	430,000,000	292,426,577	-	137,573,423
33240103	Kingdom of Saudi Arabia				
	(a) New Flacq Teaching Hospital (Phase I)	300,000,000	-	-	300,000,000
	(b) New Cancer Centre Project	700,000,000	77,149,254	-	622,850,746
	(c) Social Housing Project	67,000,000	-	-	67,000,000
	(d) Multi-Sports Complex at Côte D'Or	787,000,000	324,365,130	-	462,634,870
33240	Loans from International Organisations				
33240300	African Development Bank				
	(a) COVID-19 Crisis Response Budget Support Program	-	8,350,274,552	8,350,274,552	-
33240302	Arab Bank for Economic Development in Africa				
	(a) Pailles Guibies Sewerage Project	12,000,000	-	-	12,000,000
33240303	OPEC Fund for International Development				
	(a) Pailles Guibies Sewerage Project	15,000,000	-	-	15,000,000
	Total - Loans from Foreign Sources	2,764,000,000	9,816,070,513	8,872,129,552	1,820,059,039
	Net amount over the Estimates			7,052,070,513	
	TOTAL - NET BORROWING REQUIREMENT	45,216,000,000	74,947,471,346	31,954,830,252	2,223,358,906
	Net amount over the Estimates			29,731,471,346	
GRAND TOTAL REVENUE		172,297,700,000	178,906,756,635	32,558,759,476	25,949,702,841
Net amount over the Estimates				6,609,056,635	


S.D. RAMDEEN
Accountant-General

06 November 2020

STATEMENT D 1

Detailed Statement of Expenditure of the Consolidated Fund
for the financial year 2019-2020

Item No.	Details	Appropriation (a) Rs	Total Provisions* (b) Rs	Actual Expenditure (c) Rs	(Over)/Under Appropriation (a-c) Rs	(Over)/Under Total Provisions (b-c) Rs
Vote 1-1: Office of the President						
Recurrent Expenditure		63,600,000	63,572,000	51,801,837	11,798,163	11,770,163
21	Compensation of Employees	41,185,000	40,310,000	38,136,593	3,048,407	2,173,407
21110	Personal Emoluments	36,235,000	34,828,000	32,933,478	3,301,522	1,894,522
21110001	Basic Salary	29,060,000	27,465,000	26,263,784	2,796,216	1,201,216
21110002	Salary Compensation	1,200,000	1,325,000	1,301,310	(101,310)	23,690
21110004	Allowances	2,500,000	2,243,000	2,018,748	481,252	224,252
21110005	Extra Assistance	-	320,000	308,463	(308,463)	11,537
21110006	Cash in lieu of Leave	975,000	975,000	917,399	57,601	57,601
21110009	End-of-year Bonus	2,500,000	2,500,000	2,123,773	376,227	376,227
21111	Other Staff Costs	4,450,000	4,979,000	4,700,804	(250,804)	278,196
21111002	Travelling and Transport	3,200,000	3,200,000	2,935,050	264,950	264,950
21111100	Overtime	1,200,000	1,729,000	1,728,582	(528,582)	418
21111200	Staff Welfare	50,000	50,000	37,172	12,828	12,828
21210	Social Contributions	500,000	503,000	502,311	(2,311)	689
22	Goods and Services	22,415,000	23,262,000	13,665,244	8,749,756	9,596,756
22010	Cost of Utilities	1,390,000	1,522,000	1,370,736	19,264	151,264
22020	Fuel and Oil	1,300,000	1,300,000	1,007,489	292,511	292,511
22040	Office Equipment and Furniture	450,000	950,000	849,030	(399,030)	100,970
22050	Office Expenses	1,150,000	893,000	488,239	661,761	404,761
22060	Maintenance	7,300,000	7,272,000	3,047,819	4,252,181	4,224,181
22100	Publications and Stationery	675,000	775,000	519,852	155,148	255,148
22120	Fees	1,700,000	1,700,000	1,023,190	676,810	676,810
22900	Other Goods and Services	8,450,000	8,850,000	5,358,889	3,091,111	3,491,111
Capital Expenditure		6,500,000	6,528,000	2,277,948	4,222,052	4,250,052
31	Acquisition of Non-Financial Assets	6,500,000	6,528,000	2,277,948	4,222,052	4,250,052
31111	Dwellings	2,250,000	2,278,000	2,277,948	(27,948)	52
31111408	Upgrading of State House	2,250,000	2,278,000	2,277,948	(27,948)	52
31112	Non-Residential Buildings	60,000	60,000	-	60,000	60,000
31112001	Construction of Office Buildings	60,000	60,000	-	60,000	60,000
31113	Other Structures	4,190,000	4,190,000	-	4,190,000	4,190,000
31113044	Construction of Covered Parking	4,000,000	4,000,000	-	4,000,000	4,000,000
31113429	Upgrading of Shelter	190,000	190,000	-	190,000	190,000
Total - Vote 1-1: Office of the President		70,100,000	70,100,000	54,079,785	16,020,215	16,020,215
Vote 1-2: Office of the Vice-President						
Recurrent Expenditure		14,400,000	14,400,000	11,944,805	2,455,195	2,455,195
21	Compensation of Employees	9,845,000	9,845,000	8,879,555	965,445	965,445
21110	Personal Emoluments	9,060,000	9,060,000	8,245,436	814,564	814,564
21110001	Basic Salary	5,930,000	5,930,000	5,578,632	351,368	351,368
21110002	Salary Compensation	160,000	160,000	157,989	2,011	2,011
21110004	Allowances	1,000,000	1,000,000	939,320	60,680	60,680
21110005	Extra Assistance	1,300,000	1,300,000	1,144,116	155,884	155,884
21110006	Cash in lieu of Leave	160,000	160,000	136,630	23,370	23,370
21110009	End-of-year Bonus	510,000	510,000	288,750	221,250	221,250
21111	Other Staff Costs	725,000	724,000	573,214	151,787	150,787
21111002	Travelling and Transport	690,000	690,000	568,214	121,787	121,787
21111100	Overtime	30,000	29,000	-	30,000	29,000
21111200	Staff Welfare	5,000	5,000	5,000	-	-
21210	Social Contributions	60,000	61,000	60,905	(905)	95
22	Goods and Services	4,555,000	4,555,000	3,065,250	1,489,750	1,489,750
22010	Cost of Utilities	490,000	490,000	335,996	154,004	154,004
22020	Fuel and Oil	300,000	300,000	180,626	119,374	119,374

STATEMENT D 1

Detailed Statement of Expenditure of the Consolidated Fund
for the financial year 2019-2020

Item No.	Details	Appropriation (a) Rs	Total Provisions* (b) Rs	Actual Expenditure (c) Rs	(Over)/Under Appropriation (a-c) Rs	(Over)/Under Total Provisions (b-c) Rs
Vote 1-2: Office of the Vice-President - continued						
22	Goods and Services - contd.					
22030	Rent	1,030,000	1,030,000	840,000	190,000	190,000
22040	Office Equipment and Furniture	250,000	250,000	117,193	132,807	132,807
22050	Office Expenses	150,000	150,000	117,982	32,018	32,018
22060	Maintenance	450,000	450,000	151,490	298,510	298,510
22100	Publications and Stationery	150,000	150,000	59,275	90,725	90,725
22120	Fees	5,000	5,000	2,000	3,000	3,000
22170	Travelling within the Republic of Mauritius	70,000	70,000	28,445	41,555	41,555
22900	Other Goods and Services	1,660,000	1,660,000	1,232,243	427,757	427,757
Total - Vote 1-2: Office of the Vice-President		14,400,000	14,400,000	11,944,805	2,455,195	2,455,195
Vote 1-3: National Assembly						
Recurrent Expenditure		241,400,000	241,400,000	225,611,310	15,788,690	15,788,690
20	National Assembly Allowances	54,962,000	51,562,000	50,279,551	4,682,449	1,282,449
20100	Annual Allowance	54,962,000	51,562,000	50,279,551	4,682,449	1,282,449
21	Compensation of Employees	118,753,000	117,738,000	109,152,844	9,600,156	8,585,156
21110	Personal Emoluments	76,618,000	74,580,094	68,539,007	8,078,993	6,041,087
21110001	Basic Salary	29,774,000	29,744,000	27,258,171	2,515,829	2,485,829
21110002	Salary Compensation	1,115,000	1,228,000	1,227,329	(112,329)	671
21110004	Allowances	15,775,000	13,775,000	12,710,011	3,064,989	1,064,989
21110005	Extra Assistance	1,104,000	1,104,000	1,104,000	-	-
21110006	Cash in lieu of Leave	950,000	950,000	950,000	-	-
21110008	Facilities Allowance to Honourable Members	21,000,000	21,000,000	19,186,282	1,813,718	1,813,718
21110009	End-of-year Bonus	6,900,000	6,779,094	6,103,214	796,786	675,880
21111	Other Staff Costs	41,785,000	42,770,000	40,226,657	1,558,343	2,543,343
21111001	Wages	19,750,000	19,750,000	18,582,063	1,167,937	1,167,937
21111002	Travelling and Transport	18,500,000	17,085,000	15,902,389	2,597,611	1,182,611
21111100	Overtime	3,500,000	5,900,000	5,742,205	(2,242,205)	157,795
21111200	Staff Welfare	35,000	35,000	-	35,000	35,000
21210	Social Contributions	350,000	387,906	387,179	(37,179)	727
22	Goods and Services	59,800,000	64,215,000	59,423,928	376,072	4,791,072
22010	Cost of Utilities	1,300,000	1,114,000	1,091,684	208,316	22,316
22040	Office Equipment and Furniture	3,700,000	5,830,000	5,807,325	(2,107,325)	22,675
22050	Office Expenses	1,170,000	1,168,000	1,102,616	67,384	65,384
22060	Maintenance	23,200,000	23,258,000	23,159,364	40,636	98,636
	of which					
22060005	IT Equipment	18,000,000	18,000,000	17,965,086	34,914	34,914
22100	Publications and Stationery	2,200,000	2,750,000	2,658,473	(458,473)	91,527
22120	Fees	5,830,000	7,695,000	7,247,000	(1,417,000)	448,000
22120007	Fees for Training	1,000,000	450,000	2,000	998,000	448,000
22120041	MCML: Transmission Fees	4,830,000	7,245,000	7,245,000	(2,415,000)	-
22900	Other Goods and Services	22,400,000	22,400,000	18,357,465	4,042,535	4,042,535
	of which					
22900004	Catering	19,000,000	19,000,000	15,496,147	3,503,853	3,503,853
22900980	Expenses icw Parliamentary Gender Caucus	1,500,000	1,500,000	1,398,798	101,202	101,202
22900981	Expenses icw Youth Parliament	1,000,000	1,000,000	826,264	173,736	173,736
26	Grants	7,485,000	7,485,000	6,354,988	1,130,012	1,130,012
26210	Contribution to International Organisations	7,485,000	7,485,000	6,354,988	1,130,012	1,130,012

STATEMENT D 1

Detailed Statement of Expenditure of the Consolidated Fund
for the financial year 2019-2020

Item No.	Details	Appropriation (a) Rs	Total Provisions* (b) Rs	Actual Expenditure (c) Rs	(Over)/Under Appropriation (a-c) Rs	(Over)/Under Total Provisions (b-c) Rs
Vote 1-3: National Assembly - continued						
26	Grants - contd.					
	<i>of which</i>					
26210005	Commonwealth Parliamentary Association Branch	1,525,000	1,525,000	1,468,158	56,842	56,842
26210010	SADC Parliamentary Forum	4,500,000	4,500,000	3,925,623	574,377	574,377
28	Other Expense	400,000	400,000	400,000	-	-
28211	Transfers to Non-Profit Institutions	400,000	400,000	400,000	-	-
28211012	Assemblée Parlementaire de la Francophonie	200,000	200,000	200,000	-	-
28211013	Commonwealth Parliamentary Association	200,000	200,000	200,000	-	-
Capital Expenditure		19,600,000	19,600,000	1,361,247	18,238,753	18,238,753
31	Acquisition of Non-Financial Assets	19,600,000	19,600,000	1,361,247	18,238,753	18,238,753
31112	Non-Residential Buildings	19,100,000	19,100,000	1,361,247	17,738,753	17,738,753
31112442	Upgrading of Buildings	19,100,000	19,100,000	1,361,247	17,738,753	17,738,753
	(a) Upgrading of Parliamentary Security	10,000,000	10,000,000	1,328,947	8,671,053	8,671,053
	(b) Parliamentary Museum	500,000	500,000	32,300	467,700	467,700
	(c) Major Repairs to Old Parliament House	5,000,000	5,000,000	-	5,000,000	5,000,000
	(d) Replacement of Air Conditioners and Electric Systems in Lunchroom	3,600,000	3,600,000	-	3,600,000	3,600,000
31122	Other Machinery and Equipment	500,000	500,000	-	500,000	500,000
31122805	Acquisition of Security Equipment	500,000	500,000	-	500,000	500,000
Total - Vote 1-3: National Assembly		261,000,000	261,000,000	226,972,557	34,027,443	34,027,443
Vote 1-4: Electoral Supervisory Commission and Electoral Boundaries Commission						
Recurrent Expenditure		3,400,000	3,400,000	2,630,228	769,772	769,772
21	Compensation of Employees	2,410,000	2,410,000	2,369,245	40,755	40,755
21110	Personal Emoluments	2,405,000	2,405,000	2,369,245	35,755	35,755
21110001	Basic Salary	1,535,000	1,535,000	1,534,920	80	80
21110004	Allowances	270,000	270,000	245,400	24,600	24,600
21110005	Extra Assistance	600,000	600,000	588,925	11,075	11,075
21111	Other Staff Costs	5,000	5,000	-	5,000	5,000
2111200	Staff Welfare	5,000	5,000	-	5,000	5,000
22	Goods and Services	990,000	990,000	260,983	729,017	729,017
22010	Cost of Utilities	107,000	107,000	86,710	20,290	20,290
22040	Office Equipment and Furniture	75,000	75,000	-	75,000	75,000
22050	Office Expenses	54,000	54,000	37,178	16,822	16,822
22060	Maintenance	12,000	12,000	-	12,000	12,000
22100	Publications and Stationery	117,000	117,000	12,000	105,000	105,000
22120	Fees	300,000	300,000	87,250	212,750	212,750
22170	Travelling within the Republic of Mauritius	250,000	250,000	-	250,000	250,000
22900	Other Goods and Services	75,000	75,000	37,845	37,155	37,155
Total - Vote 1-4: Electoral Supervisory Commission and Electoral Boundaries Commission		3,400,000	3,400,000	2,630,228	769,772	769,772

STATEMENT D 1

Detailed Statement of Expenditure of the Consolidated Fund
for the financial year 2019-2020

Item No.	Details	Appropriation (a) Rs	Total Provisions* (b) Rs	Actual Expenditure (c) Rs	(Over)/Under Appropriation (a-c) Rs	(Over)/Under Total Provisions (b-c) Rs
Vote 1-5: Office of the Electoral Commissioner						
Recurrent Expenditure		378,000,000	378,000,000	337,732,431	40,267,569	40,267,569
21	Compensation of Employees	36,712,000	36,712,000	36,040,632	671,368	671,368
21110	Personal Emoluments	33,317,000	33,277,000	32,761,673	555,327	515,327
21110001	Basic Salary	26,914,000	26,459,000	25,969,477	944,523	489,523
21110002	Salary Compensation	925,000	1,000,000	997,696	(72,696)	2,304
21110004	Allowances	1,400,000	1,740,000	1,725,434	(325,434)	14,566
21110005	Extra Assistance	678,000	678,000	677,400	600	600
21110006	Cash in lieu of Leave	1,100,000	1,100,000	1,092,676	7,324	7,324
21110009	End-of-year Bonus	2,300,000	2,300,000	2,298,992	1,008	1,008
21111	Other Staff Costs	3,010,000	3,010,000	2,855,861	154,139	154,139
21111002	Travelling and Transport	2,750,000	2,750,000	2,619,777	130,223	130,223
21111100	Overtime	250,000	250,000	236,084	13,916	13,916
21111200	Staff Welfare	10,000	10,000	-	10,000	10,000
21210	Social Contributions	385,000	425,000	423,098	(38,098)	1,902
22	Goods and Services	339,930,000	338,955,000	299,376,218	40,553,782	39,578,782
22010	Cost of Utilities	1,800,000	1,725,000	1,501,804	298,196	223,196
22020	Fuel and Oil	75,000	87,000	80,752	(5,752)	6,248
22030	Rent	11,425,000	11,345,000	11,293,202	131,798	51,798
22040	Office Equipment and Furniture	1,150,000	2,100,000	1,690,328	(540,328)	409,672
22050	Office Expenses	270,000	308,000	219,246	50,754	88,754
22060	Maintenance	4,320,000	4,320,000	4,129,342	190,658	190,658
22070	Cleaning Services	800,000	880,000	869,050	(69,050)	10,950
22100	Publications and Stationery	1,125,000	1,125,000	955,008	169,992	169,992
22120	Fees	317,800,000	316,100,000	278,089,993	39,710,007	38,010,007
	of which					
22120015	Fees icw Registration of Electors	17,500,000	18,800,000	18,757,492	(1,257,492)	42,508
22120016	Fees icw Election	300,000,000	297,000,000	259,308,601	40,691,399	37,691,399
22170	Travelling within the Republic of Mauritius	350,000	115,000	41,573	308,427	73,427
22900	Other Goods and Services	815,000	850,000	505,919	309,081	344,081
26	Grants	1,358,000	2,333,000	2,315,581	(957,581)	17,419
26210	Contribution to International Organisations	1,358,000	2,333,000	2,315,581	(957,581)	17,419
26210019	International Institute for Democracy and Electoral Assistance	370,000	375,000	370,191	(191)	4,809
26210020	SADC Electoral Commissions Forum	925,000	1,895,000	1,888,790	(963,790)	6,210
26210188	Reseau des Competences Electorales Francophones	63,000	63,000	56,600	6,400	6,400
Total - Vote 1-5: Office of the Electoral Commissioner		378,000,000	378,000,000	337,732,431	40,267,569	40,267,569
Vote 1-6: The Judiciary						
Recurrent Expenditure		627,400,000	628,070,400	521,456,560	105,943,440	106,613,840
21	Compensation of Employees	457,400,000	453,520,400	409,578,901	47,821,099	43,941,499
21110	Personal Emoluments	398,595,000	394,715,400	356,250,770	42,344,230	38,464,630
21110001	Basic Salary	310,305,000	306,125,400	275,563,306	34,741,694	30,562,094
21110002	Salary Compensation	7,500,000	7,800,000	7,684,365	(184,365)	115,635
21110004	Allowances	40,100,000	40,100,000	35,034,100	5,065,900	5,065,900
21110005	Extra Assistance	1,000,000	1,000,000	618,841	381,159	381,159
21110006	Cash in lieu of Leave	15,000,000	15,000,000	13,580,614	1,419,386	1,419,386
21110009	End-of-year Bonus	24,690,000	24,690,000	23,769,543	920,457	920,457
21111	Other Staff Costs	55,305,000	55,305,000	49,897,561	5,407,439	5,407,439
21111001	Wages	50,000	50,000	-	50,000	50,000
21111002	Travelling and Transport	49,000,000	49,000,000	47,042,602	1,957,398	1,957,398
21111100	Overtime	6,200,000	6,200,000	2,806,884	3,393,116	3,393,116
21111200	Staff Welfare	55,000	55,000	48,075	6,925	6,925
21210	Social Contributions	3,500,000	3,500,000	3,430,570	69,430	69,430

STATEMENT D 1

Detailed Statement of Expenditure of the Consolidated Fund
for the financial year 2019-2020

Item No.	Details	Appropriation (a) Rs	Total Provisions* (b) Rs	Actual Expenditure (c) Rs	(Over)/Under Appropriation (a-c) Rs	(Over)/Under Total Provisions (b-c) Rs
Vote 1-6: The Judiciary - continued						
22	Goods and Services	161,935,000	166,485,000	107,635,320	54,299,680	58,849,680
22010	Cost of Utilities	21,950,000	21,950,000	15,531,453	6,418,547	6,418,547
22020	Fuel and Oil	350,000	350,000	161,446	188,554	188,554
22030	Rent	18,300,000	18,300,000	17,579,444	720,556	720,556
22040	Office Equipment and Furniture	10,500,000	10,500,000	9,070,279	1,429,721	1,429,721
22050	Office Expenses	2,200,000	2,425,000	2,049,723	150,277	375,277
22060	Maintenance	36,085,000	36,085,000	21,911,310	14,173,690	14,173,690
22070	Cleaning Services	10,000,000	10,000,000	7,236,690	2,763,310	2,763,310
22090	Security Services	10,000,000	10,000,000	2,465,780	7,534,220	7,534,220
22100	Publications and Stationery	12,400,000	17,125,000	15,160,298	(2,760,298)	1,964,702
22120	Fees	24,400,000	23,900,000	13,118,582	11,281,419	10,781,419
	<i>of which</i>					
22120005	Fees to Witnesses	13,000,000	13,000,000	10,443,279	2,556,721	2,556,721
22120024	Fees icw Capacity Building	6,000,000	6,000,000	445,967	5,554,034	5,554,034
22900	Other Goods and Services	15,750,000	15,850,000	3,350,315	12,399,685	12,499,685
	<i>of which</i>					
22900014	Hospitality and Ceremonies	4,000,000	3,839,500	201,983	3,798,017	3,637,517
22900922	Conferences/Seminars/Workshops	2,000,000	2,000,000	462,700	1,537,300	1,537,300
22900989	Expenses icw Land Division	5,000,000	5,000,000	-	5,000,000	5,000,000
26	Grants	1,565,000	1,565,000	1,054,406	510,594	510,594
26210	Contribution to International Organisations	565,000	565,000	54,406	510,594	510,594
26313	Extra-Budgetary Units	1,000,000	1,000,000	1,000,000	-	-
26313126	Institute for Judicial and Legal Studies	1,000,000	1,000,000	1,000,000	-	-
27	Social Benefits	4,000,000	4,000,000	935,550	3,064,450	3,064,450
27210	Social Assistance Benefits in Cash	4,000,000	4,000,000	935,550	3,064,450	3,064,450
27210010	Legal Assistance in "in forma pauperis"	4,000,000	4,000,000	935,550	3,064,450	3,064,450
28	Other Expense	2,500,000	2,500,000	2,252,382	247,618	247,618
28211	Transfers to Non-Profit Institutions	2,500,000	2,500,000	2,252,382	247,618	247,618
28211006	Council of Vocational and Legal Education	2,500,000	2,500,000	2,252,382	247,618	247,618
Capital Expenditure		322,600,000	322,600,000	273,003,556	49,596,444	49,596,444
31	Acquisition of Non-Financial Assets	322,600,000	322,600,000	273,003,556	49,596,444	49,596,444
31112	Non-Residential Buildings	275,000,000	275,000,000	259,816,672	15,183,328	15,183,328
31112015	Construction of Courts - New Supreme Court Building (N	257,000,000	257,000,000	251,339,765	5,660,235	5,660,235
31112415	Upgrading of Courts	6,000,000	6,000,000	362,422	5,637,578	5,637,578
	(a) New Court House	1,000,000	1,000,000	148,868	851,133	851,133
	(b) Supreme Court (Historic Building)	3,500,000	3,500,000	20,000	3,480,000	3,480,000
	(c) Other Courts	1,500,000	1,500,000	193,554	1,306,446	1,306,446
31112442	Upgrading of Buildings	12,000,000	12,000,000	8,114,485	3,885,515	3,885,515
31121	Transport Equipment	3,000,000	2,870,000	-	3,000,000	2,870,000
31121801	Acquisition of Vehicles	3,000,000	2,870,000	-	3,000,000	2,870,000
31122	Other Machinery and Equipment	44,600,000	44,730,000	13,186,884	31,413,116	31,543,116
31122802	Acquisition of IT Equipment	35,100,000	35,230,000	13,186,884	21,913,116	22,043,116
	(a) Replacement of IT equipment	5,000,000	5,000,000	4,993,118	6,882	6,882
	(b) Revamping of Digital Court Recording System (N	4,000,000	4,130,000	4,128,518	(128,518)	1,482

STATEMENT D 1

Detailed Statement of Expenditure of the Consolidated Fund
for the financial year 2019-2020

Item No.	Details	Appropriation (a) Rs	Total Provisions* (b) Rs	Actual Expenditure (c) Rs	(Over)/Under Appropriation (a-c) Rs	(Over)/Under Total Provisions (b-c) Rs
Vote 1-6: The Judiciary - continued						
31	Acquisition of Non-Financial Assets - contd.					
	(c) Computerisation of Revenue Collection System and Backend Processing for all Courts	10,000,000	10,000,000	-	10,000,000	10,000,000
	(d) Electronic Information Display System Phase I	2,900,000	2,900,000	461,825	2,438,175	2,438,175
	(e) Revamping E-Judiciary Commercial Court	8,000,000	8,000,000	2,903,753	5,096,247	5,096,247
	(f) Electronic Juror's List (N 1)	700,000	700,000	699,670	330	330
	(g) State of the Art Library	4,500,000	4,500,000	-	4,500,000	4,500,000
31122805	Acquisition of Security Equipment	3,000,000	3,000,000	-	3,000,000	3,000,000
31122806	Acquisition of Generators	5,000,000	5,000,000	-	5,000,000	5,000,000
31122999	Acquisition of Other Machinery and Equipment	1,500,000	1,500,000	-	1,500,000	1,500,000
Total - Vote 1-6: The Judiciary		950,000,000	950,670,400	794,460,115	155,539,885	156,210,285
Vote 1-7: Public Service Commission and Disciplined Forces Service Commission						
Recurrent Expenditure		86,700,000	86,700,000	82,018,000	4,682,000	4,682,000
21	Compensation of Employees	68,395,000	68,395,000	68,118,132	276,868	276,868
21110	Personal Emoluments	59,075,000	58,363,000	58,193,406	881,594	169,594
21110001	Basic Salary	49,400,000	48,350,000	48,230,429	1,169,571	119,571
21110002	Salary Compensation	1,475,000	1,573,000	1,568,612	(93,612)	4,388
21110004	Allowances	2,350,000	2,590,000	2,579,605	(229,605)	10,395
21110005	Extra Assistance	150,000	150,000	118,950	31,050	31,050
21110006	Cash in lieu of Leave	1,700,000	1,700,000	1,699,931	69	69
21110009	End-of-year Bonus	4,000,000	4,000,000	3,995,878	4,122	4,122
21111	Other Staff Costs	8,720,000	9,396,000	9,289,922	(569,922)	106,078
21111002	Travelling and Transport	7,200,000	7,200,000	7,193,134	6,866	6,866
21111100	Overtime	1,500,000	2,176,000	2,077,729	(577,729)	98,271
21111200	Staff Welfare	20,000	20,000	19,060	940	940
21210	Social Contributions	600,000	636,000	634,803	(34,803)	1,197
22	Goods and Services	18,210,000	18,210,000	13,899,868	4,310,132	4,310,132
22010	Cost of Utilities	1,590,000	1,590,000	1,340,020	249,980	249,980
22020	Fuel and Oil	210,000	210,000	198,098	11,902	11,902
22030	Rent	975,000	975,000	914,593	60,407	60,407
22040	Office Equipment and Furniture	2,500,000	2,500,000	1,421,334	1,078,666	1,078,666
22050	Office Expenses	1,370,000	1,370,000	1,169,600	200,400	200,400
22060	Maintenance	3,060,000	3,060,000	2,446,675	613,325	613,325
22070	Cleaning Services	355,000	355,000	292,550	62,450	62,450
22100	Publications and Stationery	1,800,000	1,800,000	1,693,812	106,188	106,188
22120	Fees	3,950,000	3,950,000	2,965,678	984,322	984,322
22170	Travelling within the Republic of Mauritius	600,000	1,230,975	1,211,715	(611,715)	19,260
22900	Other Goods and Services	1,800,000	1,169,025	245,793	1,554,207	923,232
26	Grants	95,000	95,000	-	95,000	95,000
26210	Contribution to International Organisations	95,000	95,000	-	95,000	95,000
Capital Expenditure		30,300,000	30,300,000	1,345,105	28,954,895	28,954,895
31	Acquisition of Non-Financial Assets	30,300,000	30,300,000	1,345,105	28,954,895	28,954,895
31112	Non-Residential Buildings	21,800,000	21,800,000	1,345,105	20,454,895	20,454,895
31112001	Construction of Office Buildings	20,000,000	16,763,555	-	20,000,000	16,763,555
31112401	Upgrading of Office Buildings	1,800,000	5,036,445	1,345,105	454,895	3,691,340

STATEMENT D 1

Detailed Statement of Expenditure of the Consolidated Fund
for the financial year 2019-2020

Item No.	Details	Appropriation (a) Rs	Total Provisions* (b) Rs	Actual Expenditure (c) Rs	(Over)/Under Appropriation (a-c) Rs	(Over)/Under Total Provisions (b-c) Rs
Vote 1-7: Public Service Commission and Disciplined Forces Service Commission - continued						
31	Acquisition of Non-Financial Assets - contd.					
31122	Other Machinery and Equipment	8,500,000	8,500,000	-	8,500,000	8,500,000
31122802	Acquisition of IT Equipment	8,500,000	8,500,000	-	8,500,000	8,500,000
Total - Vote 1-7: Public Service Commission and Disciplined Forces Service Commission		117,000,000	117,000,000	83,363,105	33,636,895	33,636,895
Vote 1-8: Public Bodies Appeal Tribunal						
Recurrent Expenditure		15,400,000	15,400,000	14,128,304	1,271,696	1,271,696
21	Compensation of Employees	11,033,000	11,035,000	10,650,296	382,704	384,704
21110	Personal Emoluments	10,018,000	10,003,000	9,635,992	382,008	367,008
21110001	Basic Salary	8,383,000	8,383,000	8,206,402	176,598	176,598
21110002	Salary Compensation	185,000	186,500	186,480	(1,480)	20
21110004	Allowances	600,000	600,000	498,398	101,602	101,602
21110006	Cash in lieu of Leave	200,000	183,500	104,214	95,786	79,286
21110009	End-of-year Bonus	650,000	650,000	640,498	9,502	9,502
21111	Other Staff Costs	935,000	952,000	938,089	(3,089)	13,911
21111002	Travelling and Transport	900,000	917,000	915,136	(15,136)	1,864
21111100	Overtime	25,000	25,000	12,953	12,047	12,047
21111200	Staff Welfare	10,000	10,000	10,000	-	-
21210	Social Contributions	80,000	80,000	76,214	3,786	3,786
22	Goods and Services	4,367,000	4,365,000	3,478,008	888,992	886,992
22010	Cost of Utilities	370,000	350,000	274,587	95,413	75,413
22030	Rent	1,430,000	1,430,000	1,422,519	7,481	7,481
22040	Office Equipment and Furniture	470,000	470,000	262,157	207,843	207,843
22050	Office Expenses	240,000	290,000	153,954	86,046	136,046
22060	Maintenance	575,000	538,000	284,666	290,334	253,334
22070	Cleaning Services	60,000	60,000	44,980	15,020	15,020
22100	Publications and Stationery	260,000	260,000	220,415	39,585	39,585
22120	Fees	800,000	805,000	805,000	(5,000)	-
22170	Travelling within the Republic of Mauritius	150,000	150,000	-	150,000	150,000
22900	Other Goods and Services	12,000	12,000	9,730	2,270	2,270
Total - Vote 1-8: Public Bodies Appeal Tribunal		15,400,000	15,400,000	14,128,304	1,271,696	1,271,696
Vote 1-9: Office of Ombudsman						
Recurrent Expenditure		15,200,000	15,200,000	14,125,708	1,074,292	1,074,292
21	Compensation of Employees	11,053,000	11,053,000	10,670,256	382,744	382,744
21110	Personal Emoluments	9,968,000	9,968,000	9,776,897	191,103	191,103
21110001	Basic Salary	7,683,000	7,683,000	7,639,175	43,825	43,825
21110002	Salary Compensation	260,000	260,000	242,220	17,780	17,780
21110004	Allowances	775,000	775,000	731,530	43,470	43,470
21110006	Cash in lieu of Leave	600,000	600,000	530,715	69,285	69,285
21110009	End-of-year Bonus	650,000	650,000	633,257	16,743	16,743
21111	Other Staff Costs	995,000	983,300	791,829	203,171	191,471
21111002	Travelling and Transport	750,000	750,000	666,832	83,168	83,168
21111100	Overtime	220,000	208,300	99,997	120,003	108,303
21111200	Staff Welfare	25,000	25,000	25,000	-	-
21210	Social Contributions	90,000	101,700	101,530	(11,530)	170
22	Goods and Services	4,037,000	4,037,000	3,365,141	671,859	671,859
22010	Cost of Utilities	620,000	614,000	346,341	273,659	267,659
22030	Rent	2,196,000	2,196,000	2,191,370	4,630	4,630
22040	Office Equipment and Furniture	205,000	205,000	149,560	55,440	55,440

STATEMENT D 1

Detailed Statement of Expenditure of the Consolidated Fund
for the financial year 2019-2020

Item No.	Details	Appropriation (a) Rs	Total Provisions* (b) Rs	Actual Expenditure (c) Rs	(Over)/Under Appropriation (a-c) Rs	(Over)/Under Total Provisions (b-c) Rs
Vote 1-9: Office of Ombudsman - continued						
22	Goods and Services - contd.					
22050	Office Expenses	180,000	180,000	136,840	43,160	43,160
22060	Maintenance	260,000	260,000	196,311	63,689	63,689
22070	Cleaning Services	6,000	6,000	3,946	2,054	2,054
22100	Publications and Stationery	325,000	325,000	257,992	67,008	67,008
22120	Fees	55,000	55,000	5,375	49,625	49,625
22170	Travelling within the Republic of Mauritius	150,000	150,000	46,680	103,320	103,320
22900	Other Goods and Services	40,000	46,000	30,726	9,274	15,274
26	Grants	110,000	110,000	90,311	19,689	19,689
26210	Contribution to International Organisations	110,000	110,000	90,311	19,689	19,689
Total - Vote 1-9: Office of Ombudsman		15,200,000	15,200,000	14,125,708	1,074,292	1,074,292
Vote 1-10: National Audit Office						
Recurrent Expenditure		164,000,000	164,000,000	156,219,251	7,780,749	7,780,749
21	Compensation of Employees	150,317,000	149,861,000	145,834,138	4,482,862	4,026,862
21110	Personal Emoluments	125,832,000	125,259,000	121,547,120	4,284,880	3,711,880
21110001	Basic Salary	106,606,000	106,214,000	102,941,284	3,664,716	3,272,716
21110002	Salary Compensation	2,326,000	2,326,000	1,963,311	362,689	362,689
21110004	Allowances	2,600,000	2,600,000	2,593,232	6,768	6,768
21110006	Cash in lieu of Leave	5,300,000	5,300,000	5,300,000	-	-
21110009	End-of-year Bonus	9,000,000	8,819,000	8,749,293	250,707	69,707
21111	Other Staff Costs	23,385,000	23,502,000	23,187,997	197,003	314,003
21111002	Travelling and Transport	23,000,000	23,000,000	22,712,703	287,297	287,297
21111100	Overtime	350,000	467,000	440,294	(90,294)	26,706
21111200	Staff Welfare	35,000	35,000	35,000	-	-
21210	Social Contributions	1,100,000	1,100,000	1,099,021	979	979
22	Goods and Services	13,275,000	13,683,000	9,941,502	3,333,498	3,741,498
22010	Cost of Utilities	1,280,000	1,280,000	918,348	361,652	361,652
22020	Fuel and Oil	35,000	35,000	17,741	17,259	17,259
22030	Rent	4,890,000	5,165,000	5,103,932	(213,932)	61,068
22040	Office Equipment and Furniture	2,300,000	2,285,000	1,192,379	1,107,621	1,092,621
22050	Office Expenses	185,000	333,000	325,703	(140,703)	7,297
22060	Maintenance	1,060,000	1,060,000	771,851	288,149	288,149
22100	Publications and Stationery	710,000	710,000	674,482	35,518	35,518
22120	Fees	2,750,000	2,750,000	921,572	1,828,428	1,828,428
22900	Other Goods and Services	65,000	65,000	15,495	49,505	49,505
26	Grants	408,000	456,000	443,610	(35,610)	12,390
26210	Contribution to International Organisations	408,000	456,000	443,610	(35,610)	12,390
Total - Vote 1-10: National Audit Office		164,000,000	164,000,000	156,219,251	7,780,749	7,780,749
Vote 1-11: Employment Relations Tribunal						
Recurrent Expenditure		25,400,000	25,400,000	21,716,815	3,683,185	3,683,185
21	Compensation of Employees	16,595,000	16,535,000	14,011,424	2,583,576	2,523,576
21110	Personal Emoluments	14,915,000	14,745,000	12,561,208	2,353,792	2,183,792
21110001	Basic Salary	12,120,000	11,950,000	10,058,416	2,061,584	1,891,584
21110002	Salary Compensation	255,000	255,000	251,727	3,273	3,273
21110004	Allowances	890,000	890,000	884,522	5,478	5,478
21110006	Cash in lieu of Leave	650,000	650,000	440,080	209,920	209,920
21110009	End-of-year Bonus	1,000,000	1,000,000	926,462	73,538	73,538
21111	Other Staff Costs	1,555,000	1,665,000	1,336,194	218,806	328,806
21111002	Travelling and Transport	1,400,000	1,400,000	1,137,248	262,752	262,752
21111100	Overtime	135,000	245,000	179,746	(44,746)	65,254

STATEMENT D 1

Detailed Statement of Expenditure of the Consolidated Fund
for the financial year 2019-2020

Item No.	Details	Appropriation (a) Rs	Total Provisions* (b) Rs	Actual Expenditure (c) Rs	(Over)/Under Appropriation (a-c) Rs	(Over)/Under Total Provisions (b-c) Rs
Vote 1-11: Employment Relations Tribunal - continued						
21	Compensation of Employees - contd.					
21111200	Staff Welfare	20,000	20,000	19,200	800	800
21210	Social Contributions	125,000	125,000	114,022	10,978	10,978
22	Goods and Services	8,785,000	8,845,000	7,698,304	1,086,696	1,146,696
22010	Cost of Utilities	1,150,000	1,150,000	953,694	196,306	196,306
22030	Rent	5,015,000	5,015,000	5,012,781	2,219	2,219
22040	Office Equipment and Furniture	110,000	110,000	39,695	70,305	70,305
22050	Office Expenses	130,000	130,000	108,040	21,960	21,960
22060	Maintenance	515,000	575,000	470,543	44,457	104,457
22070	Cleaning Services	110,000	110,000	108,698	1,302	1,302
22100	Publications and Stationery	365,000	405,000	258,486	106,514	146,514
22120	Fees	1,150,000	1,110,000	521,605	628,395	588,395
22170	Travelling within the Republic of Mauritius	200,000	200,000	198,560	1,440	1,440
22900	Other Goods and Services	40,000	40,000	26,201	13,799	13,799
26	Grants	20,000	20,000	7,088	12,912	12,912
26210	Contribution to International Organisations	20,000	20,000	7,088	12,912	12,912
Total - Vote 1-11: Employment Relations Tribunal		25,400,000	25,400,000	21,716,815	3,683,185	3,683,185
Vote 1-12: Local Government Service Commission						
Recurrent Expenditure		32,900,000	32,900,000	30,732,198	2,167,802	2,167,802
21	Compensation of Employees	29,200,000	29,200,000	28,354,565	845,435	845,435
21110	Personal Emoluments	25,540,000	25,281,500	24,457,529	1,082,471	823,971
21110001	Basic Salary	21,050,000	20,704,500	20,061,765	988,235	642,735
21110002	Salary Compensation	590,000	637,000	636,516	(46,516)	484
21110004	Allowances	1,200,000	1,200,000	1,143,591	56,409	56,409
21110006	Cash in lieu of Leave	1,000,000	1,000,000	879,511	120,489	120,489
21110009	End-of-year Bonus	1,700,000	1,740,000	1,736,147	(36,147)	3,853
21111	Other Staff Costs	3,410,000	3,660,000	3,638,835	(228,835)	21,165
21111002	Travelling and Transport	2,800,000	2,890,000	2,889,654	(89,654)	346
21111100	Overtime	600,000	760,000	739,839	(139,839)	20,161
21111200	Staff Welfare	10,000	10,000	9,342	658	658
21210	Social Contributions	250,000	258,500	258,201	(8,201)	299
22	Goods and Services	3,700,000	3,700,000	2,377,633	1,322,367	1,322,367
22010	Cost of Utilities	630,000	630,000	495,819	134,181	134,181
22020	Fuel and Oil	80,000	80,000	60,818	19,182	19,182
22040	Office Equipment and Furniture	225,000	314,100	279,302	(54,302)	34,798
22050	Office Expenses	510,000	443,900	265,725	244,275	178,175
22060	Maintenance	1,185,000	1,185,000	611,401	573,599	573,599
22070	Cleaning Services	125,000	125,000	122,254	2,746	2,746
22100	Publications and Stationery	375,000	352,000	349,081	25,919	2,919
22120	Fees	500,000	500,000	135,725	364,275	364,275
22900	Other Goods and Services	70,000	70,000	57,508	12,493	12,493
Capital Expenditure		16,500,000	16,500,000	2,657,086	13,842,914	13,842,914
31	Acquisition of Non-Financial Assets	16,500,000	16,500,000	2,657,086	13,842,914	13,842,914
31112	Non-Residential Buildings	11,500,000	11,500,000	2,657,086	8,842,914	8,842,914
31112001	Construction of Office Buildings	11,500,000	11,500,000	2,657,086	8,842,914	8,842,914
31132	Intangible Assets	5,000,000	5,000,000	-	5,000,000	5,000,000
31132801	Acquisition of Software	5,000,000	5,000,000	-	5,000,000	5,000,000
	(a) Electronic Document Management System	2,000,000	2,000,000	-	2,000,000	2,000,000

STATEMENT D 1

Detailed Statement of Expenditure of the Consolidated Fund
for the financial year 2019-2020

Item No.	Details	Appropriation (a) Rs	Total Provisions* (b) Rs	Actual Expenditure (c) Rs	(Over)/Under Appropriation (a-c) Rs	(Over)/Under Total Provisions (b-c) Rs
Vote 1-12: Local Government Service Commission - continued						
31	Acquisition of Non-Financial Assets - contd. (b) Web-Based System with support for Online Applications	3,000,000	3,000,000	-	3,000,000	3,000,000
Total - Vote 1-12: Local Government Service Commission		49,400,000	49,400,000	33,389,284	16,010,716	16,010,716
Vote 1-13: Independent Commission Against Corruption						
Recurrent Expenditure		213,000,000	213,000,000	205,500,000	7,500,000	7,500,000
26	Grants	213,000,000	213,000,000	205,500,000	7,500,000	7,500,000
26313	Extra-Budgetary Units	213,000,000	213,000,000	205,500,000	7,500,000	7,500,000
26313026	Independent Commission Against Corruption	213,000,000	213,000,000	205,500,000	7,500,000	7,500,000
	Staff Costs	179,000,000	179,000,000	173,360,500	5,639,500	5,639,500
	Other Operating Costs	34,000,000	34,000,000	32,139,500	1,860,500	1,860,500
Capital Expenditure		5,000,000	5,000,000	5,000,000	-	-
26	Grants	5,000,000	5,000,000	5,000,000	-	-
26323	Extra-Budgetary Units	5,000,000	5,000,000	5,000,000	-	-
26323026	Independent Commission Against Corruption	5,000,000	5,000,000	5,000,000	-	-
Total - Vote 1-13: Independent Commission Against Corruption		218,000,000	218,000,000	210,500,000	7,500,000	7,500,000
Vote 1-14: National Human Rights Commission						
Recurrent Expenditure		26,500,000	26,500,000	22,900,000	3,600,000	3,600,000
26	Grants	26,500,000	26,500,000	22,900,000	3,600,000	3,600,000
26313	Extra-Budgetary Units	26,500,000	26,500,000	22,900,000	3,600,000	3,600,000
26313060	National Human Rights Commission	26,500,000	26,500,000	22,900,000	3,600,000	3,600,000
	Staff Costs	18,920,000	18,920,000	18,127,000	793,000	793,000
	Other Operating Costs	7,580,000	7,580,000	4,773,000	2,807,000	2,807,000
Capital Expenditure		2,500,000	2,500,000	2,500,000	-	-
26	Grants	2,500,000	2,500,000	2,500,000	-	-
26323	Extra-Budgetary Units	2,500,000	2,500,000	2,500,000	-	-
26323060	National Human Rights Commission	2,500,000	2,500,000	2,500,000	-	-
Total - Vote 1-14: National Human Rights Commission		29,000,000	29,000,000	25,400,000	3,600,000	3,600,000
Vote 1-15: Office of Ombudsperson for Children						
Recurrent Expenditure		14,400,000	14,400,000	13,436,255	963,745	963,745
21	Compensation of Employees	10,725,000	10,470,190	10,160,630	564,370	309,560
21110	Personal Emoluments	9,820,000	9,516,290	9,246,858	573,142	269,432
21110001	Basic Salary	8,198,000	7,875,550	7,856,596	341,404	18,954
21110002	Salary Compensation	220,000	238,740	238,740	(18,740)	-
21110004	Allowances	275,000	275,000	229,076	45,924	45,924
21110006	Cash in lieu of Leave	425,000	425,000	250,124	174,876	174,876
21110009	End-of-year Bonus	702,000	702,000	672,322	29,678	29,678
21111	Other Staff Costs	755,000	803,900	769,450	(14,450)	34,450
21111002	Travelling and Transport	700,000	748,900	748,814	(48,814)	86
21111100	Overtime	50,000	50,000	15,636	34,364	34,364
21111200	Staff Welfare	5,000	5,000	5,000	-	-
21210	Social Contributions	150,000	150,000	144,322	5,678	5,678
22	Goods and Services	3,615,000	3,869,810	3,239,992	375,008	629,818
22010	Cost of Utilities	300,000	300,000	209,664	90,336	90,336
22020	Fuel and Oil	90,000	90,000	35,424	54,576	54,576

STATEMENT D 1

Detailed Statement of Expenditure of the Consolidated Fund
for the financial year 2019-2020

Item No.	Details	Appropriation (a) Rs	Total Provisions* (b) Rs	Actual Expenditure (c) Rs	(Over)/Under Appropriation (a-c) Rs	(Over)/Under Total Provisions (b-c) Rs
Vote 1-15: Office of Ombudsperson for Children - continued						
22	Goods and Services - contd.					
22030	Rent	1,030,000	1,030,000	719,351	310,649	310,649
22040	Office Equipment and Furniture	300,000	300,000	271,650	28,350	28,350
22050	Office Expenses	140,000	140,000	120,598	19,402	19,402
22060	Maintenance	190,000	240,000	223,225	(33,225)	16,775
22070	Cleaning Services	25,000	25,000	21,198	3,802	3,802
22100	Publications and Stationery	515,000	771,651	761,623	(246,623)	10,029
22120	Fees	20,000	20,000	20,000	-	-
22170	Travelling within the Republic of Mauritius	240,000	163,800	108,525	131,475	55,275
22900	Other Goods and Services	765,000	789,359	748,734	16,266	40,625
26	Grants	60,000	60,000	35,633	24,367	24,367
26210	Contribution to International Organisations	60,000	60,000	35,633	24,367	24,367
Total - Vote 1-15: Office of Ombudsperson for Children		14,400,000	14,400,000	13,436,255	963,745	963,745
Vote 1-16: Independent Police Complaints Commission						
Recurrent Expenditure		13,500,000	13,500,000	10,500,000	3,000,000	3,000,000
26	Grants	13,500,000	13,500,000	10,500,000	3,000,000	3,000,000
26313	Extra-Budgetary Units	13,500,000	13,500,000	10,500,000	3,000,000	3,000,000
26313142	Independent Police Complaints Commission	13,500,000	13,500,000	10,500,000	3,000,000	3,000,000
Total - Vote 1-16: Independent Police Complaints Commission		13,500,000	13,500,000	10,500,000	3,000,000	3,000,000
Vote 1-17: Financial Crime Commission						
Recurrent Expenditure		10,000,000	10,000,000	-	10,000,000	10,000,000
22	Goods and Services	10,000,000	10,000,000	-	10,000,000	10,000,000
22900	Other Goods and Services	10,000,000	10,000,000	-	10,000,000	10,000,000
22900943	Financial Crime Commission	10,000,000	10,000,000	-	10,000,000	10,000,000
Total - Vote 1-17: Financial Crime Commission		10,000,000	10,000,000	-	10,000,000	10,000,000
Vote 1-18: Office of Ombudsperson for Financial Services						
Recurrent Expenditure		22,600,000	22,600,000	4,544,074	18,055,926	18,055,926
21	Compensation of Employees	12,675,000	12,625,000	3,653,470	9,021,530	8,971,530
21110	Personal Emoluments	11,990,000	11,940,000	3,327,485	8,662,515	8,612,515
21110001	Basic Salary	3,680,000	3,680,000	2,653,106	1,026,894	1,026,894
21110002	Salary Compensation	110,000	110,000	97,340	12,660	12,660
21110004	Allowances	500,000	500,000	257,640	242,360	242,360
21110005	Extra Assistance	7,000,000	7,000,000	-	7,000,000	7,000,000
21110006	Cash in lieu of Leave	300,000	300,000	60,154	239,846	239,846
21110009	End-of-year Bonus	400,000	350,000	259,245	140,755	90,755
21111	Other Staff Costs	585,000	585,000	291,753	293,247	293,247
21111002	Travelling and Transport	500,000	500,000	270,450	229,550	229,550
21111100	Overtime	75,000	75,000	21,303	53,697	53,697
21111200	Staff Welfare	10,000	10,000	-	10,000	10,000
21210	Social Contributions	100,000	100,000	34,232	65,768	65,768
22	Goods and Services	9,925,000	9,975,000	890,604	9,034,396	9,084,396
22010	Cost of Utilities	1,820,000	1,820,000	160,335	1,659,665	1,659,665
22030	Rent	5,100,000	5,100,000	-	5,100,000	5,100,000
22040	Office Equipment and Furniture	1,550,000	1,475,000	182,079	1,367,921	1,292,921
22050	Office Expenses	70,000	145,000	104,674	(34,674)	40,326
22060	Maintenance	225,000	225,000	73,040	151,960	151,960
22070	Cleaning Services	100,000	100,000	-	100,000	100,000

STATEMENT D 1

Detailed Statement of Expenditure of the Consolidated Fund
for the financial year 2019-2020

Item No.	Details	Appropriation (a) Rs	Total Provisions* (b) Rs	Actual Expenditure (c) Rs	(Over)/Under Appropriation (a-c) Rs	(Over)/Under Total Provisions (b-c) Rs
Vote 1-18: Office of Ombudsperson for Financial Services - continued						
22	Goods and Services - contd.					
22100	Publications and Stationery	450,000	500,000	320,232	129,768	179,768
22120	Fees	125,000	125,000	-	125,000	125,000
22900	Other Goods and Services	485,000	485,000	50,245	434,755	434,755
Capital Expenditure		2,400,000	2,400,000	88,251	2,311,749	2,311,749
31	Acquisition of Non-Financial Assets	2,400,000	2,400,000	88,251	2,311,749	2,311,749
31121	Transport Equipment	1,500,000	1,500,000	-	1,500,000	1,500,000
31121801	Acquisition of Vehicles	1,500,000	1,500,000	-	1,500,000	1,500,000
31122	Other Machinery and Equipment	700,000	700,000	88,251	611,749	611,749
31122802	Acquisition of IT Equipment	700,000	700,000	88,251	611,749	611,749
31132	Intangible Assets	200,000	200,000	-	200,000	200,000
31132801	Acquisition of Software	200,000	200,000	-	200,000	200,000
Total - Vote 1-18: Office of Ombudsperson for Financial Services		25,000,000	25,000,000	4,632,325	20,367,675	20,367,675
Prime Minister's Office, Ministry of Finance and Economic Development and External Communications						
Vote 2-1: Prime Minister's Office						
Sub-Head 2-101: Cabinet Office						
Recurrent Expenditure		190,800,000	190,800,000	135,137,448	55,662,552	55,662,552
20	Allowance to Minister	3,480,000	3,480,000	3,480,000	-	-
20100	Annual Allowance	3,480,000	3,480,000	3,480,000	-	-
21	Compensation of Employees	75,845,000	75,845,000	64,889,083	10,955,917	10,955,917
21110	Personal Emoluments	67,600,000	67,201,000	56,318,548	11,281,452	10,882,452
21110001	Basic Salary	52,620,000	52,620,000	42,237,529	10,382,471	10,382,471
21110002	Salary Compensation	980,000	980,000	929,879	50,121	50,121
21110004	Allowances	7,500,000	7,516,000	7,508,646	(8,646)	7,354
21110006	Cash in lieu of Leave	1,600,000	1,600,000	1,558,080	41,920	41,920
21110009	End-of-year Bonus	4,900,000	4,485,000	4,084,414	815,586	400,586
21111	Other Staff Costs	7,825,000	8,224,000	8,185,343	(360,343)	38,657
21111001	Wages	650,000	675,000	672,311	(22,311)	2,689
21111002	Travelling and Transport	3,650,000	3,695,000	3,691,102	(41,102)	3,898
21111100	Overtime	3,500,000	3,829,000	3,821,930	(321,930)	7,070
21111200	Staff Welfare	25,000	25,000	-	25,000	25,000
21210	Social Contributions	420,000	420,000	385,192	34,808	34,808
22	Goods and Services	111,475,000	111,475,000	66,768,366	44,706,634	44,706,634
22010	Cost of Utilities	1,600,000	1,600,000	1,219,017	380,983	380,983
22020	Fuel and Oil	1,000,000	1,000,000	884,640	115,360	115,360
22030	Rent	60,000	60,000	54,000	6,000	6,000
22040	Office Equipment and Furniture	2,300,000	2,300,000	1,188,659	1,111,341	1,111,341
22050	Office Expenses	4,120,000	3,820,000	3,541,688	578,312	278,312
22060	Maintenance	10,280,000	10,280,000	5,174,799	5,105,201	5,105,201
22060001	of which Buildings	3,800,000	3,800,000	907,514	2,892,486	2,892,486
22060003	Plant and Equipment	5,200,000	5,200,000	3,013,416	2,186,584	2,186,584
22100	Publications and Stationery	2,600,000	2,600,000	2,133,314	466,686	466,686
22120	Fees	34,915,000	51,215,000	48,206,736	(13,291,736)	3,008,264
22120017	of which Legal fees	34,000,000	50,000,000	47,682,836	(13,682,836)	2,317,164

STATEMENT D 1

Detailed Statement of Expenditure of the Consolidated Fund
for the financial year 2019-2020

Item No.	Details	Appropriation (a) Rs	Total Provisions* (b) Rs	Actual Expenditure (c) Rs	(Over)/Under Appropriation (a-c) Rs	(Over)/Under Total Provisions (b-c) Rs
Sub-Head 2-101: Cabinet Office - continued						
22	Goods and Services - contd.					
22900	Other Goods and Services	54,600,000	38,600,000	4,365,511	50,234,489	34,234,489
	of which					
22900964	Citizen Support Services	4,500,000	4,500,000	3,680,971	819,029	819,029
22900985	Expenses icw Chagos Archipelago	50,000,000	34,000,000	597,870	49,402,130	33,402,130
Capital Expenditure		12,500,000	12,500,000	-	12,500,000	12,500,000
31	Acquisition of Non-Financial Assets	12,500,000	12,500,000	-	12,500,000	12,500,000
31122	Other Machinery and Equipment	12,500,000	12,500,000	-	12,500,000	12,500,000
31122802	Acquisition of IT Equipment	2,000,000	2,000,000	-	2,000,000	2,000,000
31122803	Acquisition of Fire Fighting Equipment	500,000	500,000	-	500,000	500,000
31122814	Acquisition of Air-Conditioning Equipment	10,000,000	10,000,000	-	10,000,000	10,000,000
Total - Sub-Head 2-101: Cabinet Office		203,300,000	203,300,000	135,137,448	68,162,552	68,162,552
Sub-Head 2-102: Private Office and Ceremonials						
Recurrent Expenditure		169,100,000	169,100,000	105,195,599	63,904,401	63,904,401
21	Compensation of Employees	45,065,000	45,065,000	40,008,232	5,056,768	5,056,768
21110	Personal Emoluments	40,515,000	40,497,000	36,155,469	4,359,531	4,341,531
21110001	Basic Salary	16,765,000	16,765,000	15,822,750	942,250	942,250
21110002	Salary Compensation	500,000	552,000	538,600	(38,600)	13,400
21110004	Allowances	3,500,000	3,500,000	2,390,421	1,109,579	1,109,579
21110005	Extra Assistance	17,500,000	17,500,000	15,440,798	2,059,202	2,059,202
21110006	Cash in lieu of Leave	800,000	800,000	657,966	142,034	142,034
21110009	End-of-year Bonus	1,450,000	1,380,000	1,304,934	145,066	75,066
21111	Other Staff Costs	4,250,000	4,268,000	3,614,166	635,834	653,834
21111001	Wages	120,000	138,000	132,300	(12,300)	5,700
21111002	Travelling and Transport	1,700,000	1,700,000	1,241,141	458,859	458,859
21111100	Overtime	2,400,000	2,400,000	2,240,725	159,275	159,275
2111200	Staff Welfare	30,000	30,000	-	30,000	30,000
21210	Social Contributions	300,000	300,000	238,597	61,403	61,403
22	Goods and Services	124,035,000	124,035,000	65,187,366	58,847,634	58,847,634
22010	Cost of Utilities	2,000,000	2,500,000	2,396,326	(396,326)	103,674
22020	Fuel and Oil	400,000	400,000	285,277	114,723	114,723
22040	Office Equipment and Furniture	2,300,000	1,800,000	1,798,523	501,477	1,477
22050	Office Expenses	2,200,000	2,200,000	1,244,575	955,425	955,425
22060	Maintenance	700,000	700,000	411,255	288,745	288,745
22100	Publications and Stationery	4,400,000	4,400,000	1,239,965	3,160,035	3,160,035
22120	Fees	25,000	25,000	10,000	15,000	15,000
22170	Travelling within the Republic of Mauritius	410,000	410,000	268,300	141,700	141,700
22900	Other Goods and Services	111,600,000	111,600,000	57,533,145	54,066,855	54,066,855
	of which					
22900014	Hospitality and Ceremonies	21,500,000	21,500,000	10,113,073	11,386,927	11,386,927
22900901	National Day Celebration	40,000,000	40,000,000	10,975,235	29,024,765	29,024,765
22900988	Expenses icw His Holiness Pope's Visit	50,000,000	50,000,000	36,384,722	13,615,278	13,615,278
Total - Sub-Head 2-102: Private Office and Ceremonials		169,100,000	169,100,000	105,195,599	63,904,401	63,904,401
Sub-Head 2-103: Home Affairs						
Recurrent Expenditure		1,133,700,000	1,185,900,000	974,928,219	158,771,781	210,971,781
21	Compensation of Employees	96,720,000	96,720,000	93,028,249	3,691,751	3,691,751
21110	Personal Emoluments	84,585,000	84,445,000	80,927,939	3,657,061	3,517,061
21110001	Basic Salary	70,335,000	69,495,000	67,005,731	3,329,269	2,489,269

STATEMENT D 1

Detailed Statement of Expenditure of the Consolidated Fund
for the financial year 2019-2020

Item No.	Details	Appropriation (a) Rs	Total Provisions* (b) Rs	Actual Expenditure (c) Rs	(Over)/Under Appropriation (a-c) Rs	(Over)/Under Total Provisions (b-c) Rs
Sub-Head 2-103: Home Affairs - continued						
21	Compensation of Employees - contd.					
21110002	Salary Compensation	1,850,000	2,600,000	2,561,689	(711,689)	38,311
21110004	Allowances	3,600,000	3,550,000	2,810,309	789,691	739,691
21110006	Cash in Lieu of Leave	2,800,000	2,832,000	2,800,000	-	32,000
21110009	End-of-year Bonus	6,000,000	5,968,000	5,750,211	249,789	217,789
21111	Other Staff Costs	11,035,000	11,175,000	11,000,309	34,691	174,691
21111001	Wages	200,000	203,000	202,575	(2,575)	425
21111002	Travelling and Transport	5,500,000	5,637,000	5,630,934	(130,934)	6,066
21111100	Overtime	5,200,000	5,200,000	5,144,340	55,661	55,661
21111200	Staff Welfare	135,000	135,000	22,460	112,540	112,540
21210	Social Contributions	1,100,000	1,100,000	1,100,000	-	-
22	Goods and Services	242,630,000	266,830,000	206,778,599	35,851,401	60,051,401
22010	Cost of Utilities	41,400,000	41,400,000	30,733,766	10,666,234	10,666,234
22020	Fuel and Oil	1,000,000	1,000,000	674,326	325,674	325,674
22030	Rent	3,300,000	3,300,000	2,242,235	1,057,765	1,057,765
22040	Office Equipment and Furniture	3,500,000	3,100,000	2,606,093	893,907	493,907
22050	Office Expenses	1,650,000	1,630,000	1,250,603	399,397	379,397
22060	Maintenance	55,600,000	47,600,000	31,674,801	23,925,199	15,925,199
	of which					
22060001	Buildings	40,000,000	40,000,000	29,152,223	10,847,777	10,847,777
22060003	Plant and Equipment	13,200,000	5,200,000	1,153,080	12,046,920	4,046,920
22070	Cleaning Services	3,000,000	4,750,000	4,742,134	(1,742,134)	7,866
22100	Publications and Stationery	3,380,000	3,580,000	3,158,912	221,088	421,088
22120	Fees	5,500,000	5,300,000	1,356,738	4,143,262	3,943,262
22130	Studies and Surveys	25,000,000	23,650,000	14,054,448	10,945,552	9,595,552
22170	Travelling within the Republic of Mauritius	800,000	800,000	-	800,000	800,000
22900	Other Goods and Services	98,500,000	130,720,000	114,284,544	(15,784,544)	16,435,456
	of which					
22900909	Expenses related to Counterterrorism Unit	66,500,000	98,700,000	93,040,051	(26,540,051)	5,659,949
22900910	Running Costs of Security Unit	19,000,000	19,000,000	14,984,734	4,015,266	4,015,266
22900928	Environment and Land Use Appeal Tribunal	5,500,000	5,500,000	3,058,261	2,441,739	2,441,739
22900929	Equal Opportunities Tribunal	1,500,000	1,500,000	614,570	885,430	885,430
22900955	Gender Mainstreaming	200,000	200,000	174,000	26,000	26,000
22900962	Expenses icw Migration and Development Coordinating Policy Unit	1,500,000	1,500,000	480,000	1,020,000	1,020,000
22900968	Expenses icw Social Development Board	2,000,000	2,000,000	-	2,000,000	2,000,000
22900987	Expenses icw National Sanctions Secretariat	1,000,000	1,000,000	695,139	304,861	304,861
26	Grants	794,350,000	822,350,000	675,121,372	119,228,628	147,228,628
26210	Contribution to International Organisations	350,000	350,000	230,872	119,128	119,128
26313	Extra-Budgetary Units	794,000,000	822,000,000	674,890,500	119,109,500	147,109,500
26313015	Financial Intelligence Unit	54,000,000	54,000,000	54,000,000	-	-
26313020	Gambling Regulatory Authority	54,000,000	82,000,000	75,300,000	(21,300,000)	6,700,000
26313148	Economic Development Board	686,000,000	686,000,000	545,590,500	140,409,500	140,409,500
	of which					
	(a) Support for Trade Promotion and Marketing	120,000,000	120,000,000	120,000,000	-	-
	(b) Refund to SMEs for Participation in International Fairs	30,000,000	30,000,000	19,193,709	10,806,291	10,806,291

STATEMENT D 1

Detailed Statement of Expenditure of the Consolidated Fund
for the financial year 2019-2020

Item No.	Details	Appropriation (a) Rs	Total Provisions* (b) Rs	Actual Expenditure (c) Rs	(Over)/Under Appropriation (a-c) Rs	(Over)/Under Total Provisions (b-c) Rs
Sub-Head 2-103: Home Affairs - continued						
26	Grants - contd.					
	(c) Freight Rebate Scheme for Africa	20,000,000	20,000,000	18,167,518	1,832,482	1,832,482
	(d) Credit Guarantee Insurance Subsidy Scheme for Africa	2,000,000	2,000,000	2,000,000	-	-
	(e) Participation in Dubai Expo 2020	2,000,000	2,000,000	2,000,000	-	-
	(f) World Bank Technical Assistance on Strategic Planning and Doing Business Reforms	35,000,000	35,000,000	32,500,000	2,500,000	2,500,000
Capital Expenditure		93,300,000	41,100,000	33,995,421	59,304,579	7,104,579
26	Grants	5,000,000	5,000,000	5,000,000	-	-
26323	Extra-Budgetary Units	5,000,000	5,000,000	5,000,000	-	-
26323148	Economic Development	5,000,000	5,000,000	5,000,000	-	-
31	Acquisition of Non-Financial Assets	88,300,000	36,100,000	28,995,421	59,304,579	7,104,579
31112	Non-Residential Buildings	2,800,000	2,800,000	53,631	2,746,369	2,746,369
31112435	Upgrading at Clarisse House	2,800,000	2,800,000	53,631	2,746,369	2,746,369
31121	Transport Equipment	27,000,000	28,300,000	28,235,322	(1,235,322)	64,678
31121801	Acquisition of Vehicles	27,000,000	28,300,000	28,235,322	(1,235,322)	64,678
	(a) Home Affairs	3,000,000	3,000,000	3,000,000	-	-
	(b) Security Division	14,000,000	14,000,000	14,000,000	-	-
	(c) National Security Services	10,000,000	11,300,000	11,235,322	(1,235,322)	64,678
31122	Other Machinery and Equipment	45,500,000	5,000,000	706,468	44,793,532	4,293,532
31122814	Replacement of Chillers and Associated works at New Government House	20,000,000	-	-	20,000,000	-
31122822	Acquisition of Fire Alarm System	5,000,000	5,000,000	706,468	4,293,532	4,293,532
31122999	Other Machinery and Equipment	20,500,000	-	-	20,500,000	-
	(a) Security Division	15,000,000	-	-	15,000,000	-
	(b) National Security Services	5,500,000	-	-	5,500,000	-
31132	Intangible Assets	13,000,000	-	-	13,000,000	-
31132403	Upgrading of Criminal Intelligence System	13,000,000	-	-	13,000,000	-
Total - Sub-Head 2-103: Home Affairs		1,227,000,000	1,227,000,000	1,008,923,640	218,076,360	218,076,360
Sub-Head 2-104: National Security Services						
Recurrent Expenditure		18,000,000	18,000,000	18,000,000	-	-
22	Goods and Services	18,000,000	18,000,000	18,000,000	-	-
22090	Security Services	18,000,000	18,000,000	18,000,000	-	-
22090002	National Security Services	18,000,000	18,000,000	18,000,000	-	-
Total - Sub-Head 2-104: National Security Services		18,000,000	18,000,000	18,000,000	-	-
Sub-Head 2-105: Equal Opportunities Commission						
Recurrent Expenditure		16,800,000	16,800,000	15,671,756	1,128,244	1,128,244
21	Compensation of Employees	12,495,000	12,495,000	12,453,099	41,901	41,901
21110	Personal Emoluments	11,718,000	11,779,180	11,776,053	(58,053)	3,127
21110001	Basic Salary	3,183,000	3,082,500	3,082,496	100,504	4
21110002	Salary Compensation	85,000	95,000	91,935	(6,935)	3,065
21110004	Allowances	150,000	61,120	61,111	88,889	9
21110005	Extra Assistance	7,900,000	8,174,500	8,174,451	(274,451)	49
21110006	Cash in Lieu of Leave	150,000	116,060	116,059	33,941	1

STATEMENT D 1

Detailed Statement of Expenditure of the Consolidated Fund
for the financial year 2019-2020

Item No.	Details	Appropriation (a) Rs	Total Provisions* (b) Rs	Actual Expenditure (c) Rs	(Over)/Under Appropriation (a-c) Rs	(Over)/Under Total Provisions (b-c) Rs
Sub-Head 2-105: Equal Opportunities Commission - continued						
21	Compensation of Employees - contd.					
21110009	End-of-year Bonus	250,000	250,000	250,000	-	-
21111	Other Staff Costs	272,000	665,820	634,160	92,840	31,660
21111001	Wages	275,000	229,320	229,320	45,680	-
21111002	Travelling and Transport	350,000	334,500	320,764	29,236	13,736
21111100	Overtime	100,000	100,000	84,076	15,924	15,924
21111200	Staff Welfare	2,000	2,000	-	2,000	2,000
21210	Social Contributions	50,000	50,000	42,886	7,114	7,114
22	Goods and Services	4,305,000	4,305,000	3,218,657	1,086,343	1,086,343
22010	Cost of Utilities	560,000	560,000	404,689	155,311	155,311
22020	Fuel and Oil	30,000	30,000	10,784	19,216	19,216
22030	Rent	1,865,000	1,843,000	1,457,364	407,636	385,636
22040	Office Equipment and Furniture	250,000	261,000	259,517	(9,517)	1,483
22050	Office Expenses	210,000	221,000	183,774	26,226	37,226
22060	Maintenance	270,000	270,000	160,579	109,421	109,421
22100	Publications and Stationery	170,000	320,000	316,843	(146,843)	3,157
22120	Fees	300,000	150,000	-	300,000	150,000
22170	Travelling within the Republic of Mauritius	350,000	350,000	143,322	206,678	206,678
22900	Other Goods and Services	300,000	300,000	281,785	18,215	18,215
Total - Sub-Head 2-105: Equal Opportunities Commission		16,800,000	16,800,000	15,671,756	1,128,244	1,128,244
Sub-Head 2-106: Government Information Service						
Recurrent Expenditure		56,700,000	56,700,000	40,947,422	15,752,578	15,752,578
21	Compensation of Employees	32,489,000	32,489,000	27,979,154	4,509,846	4,509,846
21110	Personal Emoluments	28,959,000	28,599,000	24,433,929	4,525,071	4,165,071
21110001	Basic Salary	24,489,000	24,489,000	20,697,121	3,791,879	3,791,879
21110002	Salary Compensation	670,000	670,000	658,324	11,677	11,677
21110004	Allowances	500,000	500,000	429,567	70,433	70,433
21110006	Cash in lieu of Leave	1,200,000	1,025,000	809,777	390,223	215,223
21110009	End-of-year Bonus	2,100,000	1,915,000	1,839,141	260,859	75,859
21111	Other Staff Costs	3,162,000	3,522,000	3,236,002	(74,002)	285,998
21111002	Travelling and Transport	2,150,000	2,035,000	1,757,374	392,626	277,626
21111100	Overtime	1,000,000	1,475,000	1,466,818	(466,818)	8,182
21111200	Staff Welfare	12,000	12,000	11,810	190	190
21210	Social Contributions	368,000	368,000	309,223	58,777	58,777
22	Goods and Services	21,211,000	21,211,000	10,893,267	10,317,733	10,317,733
22010	Cost of Utilities	400,000	400,000	347,177	52,823	52,823
22020	Fuel and Oil	250,000	330,000	328,076	(78,076)	1,924
22030	Rent	270,000	270,000	142,225	127,775	127,775
22040	Office Equipment and Furniture	1,450,000	1,450,000	994,574	455,426	455,426
22050	Office Expenses	380,000	390,000	375,499	4,501	14,501
22060	Maintenance	1,441,000	1,441,000	618,729	822,271	822,271
22070	Cleaning Services	20,000	20,000	-	20,000	20,000
22100	Publications and Stationery	16,695,000	16,605,000	8,000,957	8,694,043	8,604,043
	<i>of which</i>					
22100005	Public Notices	15,900,000	15,810,000	7,407,783	8,492,217	8,402,217
22120	Fees	125,000	125,000	12,000	113,000	113,000
22170	Travelling within the Republic of Mauritius	100,000	100,000	-	100,000	100,000
22900	Other Goods and Services	80,000	80,000	74,030	5,970	5,970
26	Grants	3,000,000	3,000,000	2,075,000	925,000	925,000
26313	Extra-Budgetary Units	3,000,000	3,000,000	2,075,000	925,000	925,000
26313048	Media Trust Fund	3,000,000	3,000,000	2,075,000	925,000	925,000
Total - Sub-Head 2-106: Government Information Service		56,700,000	56,700,000	40,947,422	15,752,578	15,752,578

STATEMENT D 1

Detailed Statement of Expenditure of the Consolidated Fund
for the financial year 2019-2020

Item No.	Details	Appropriation (a) Rs	Total Provisions* (b) Rs	Actual Expenditure (c) Rs	(Over)/Under Appropriation (a-c) Rs	(Over)/Under Total Provisions (b-c) Rs
Sub-Head 2-107: Pay Research Bureau						
Recurrent Expenditure		42,100,000	42,100,000	38,058,271	4,041,729	4,041,729
21	Compensation of Employees	35,195,000	35,167,450	32,841,019	2,353,981	2,326,431
21110	Personal Emoluments	30,410,000	30,970,000	28,814,943	1,595,057	2,155,057
21110001	Basic Salary	24,010,000	24,010,000	22,119,582	1,890,418	1,890,418
21110002	Salary Compensation	500,000	575,500	566,398	(66,398)	9,102
21110004	Allowances	2,600,000	3,084,500	3,063,879	(463,879)	20,621
21110006	Cash in lieu of Leave	1,300,000	1,300,000	1,075,152	224,848	224,848
21110009	End-of-year Bonus	2,000,000	2,000,000	1,989,932	10,068	10,068
21111	Other Staff Costs	4,525,000	3,937,450	3,766,735	758,265	170,715
21111002	Travelling and Transport	2,500,000	2,500,000	2,494,002	5,999	5,999
21111100	Overtime	2,000,000	1,412,450	1,247,734	752,266	164,716
21111200	Staff Welfare	25,000	25,000	25,000	-	-
21210	Social Contributions	260,000	260,000	259,341	659	659
22	Goods and Services	6,905,000	6,932,550	5,217,252	1,687,748	1,715,298
22010	Cost of Utilities	990,000	990,000	745,711	244,289	244,289
22030	Rent	2,850,000	2,850,000	2,343,216	506,784	506,784
22040	Office Equipment and Furniture	600,000	677,550	673,653	(73,653)	3,897
22050	Office Expenses	575,000	575,000	456,915	118,085	118,085
22060	Maintenance	200,000	200,000	51,080	148,920	148,920
22070	Cleaning Services	100,000	100,000	89,355	10,645	10,645
22100	Publications and Stationery	950,000	900,000	741,832	208,169	158,169
22120	Fees	300,000	300,000	96,030	203,970	203,970
22170	Travelling within the Republic of Mauritius	300,000	300,000	-	300,000	300,000
22900	Other Goods and Services	40,000	40,000	19,460	20,540	20,540
Total - Sub-Head 2-107: Pay Research Bureau		42,100,000	42,100,000	38,058,271	4,041,729	4,041,729
Sub-Head 2-108: Civil Status Division						
Recurrent Expenditure		242,000,000	189,200,000	134,957,511	107,042,489	54,242,489
21	Compensation of Employees	72,333,000	71,833,000	63,649,298	8,683,703	8,183,703
21110	Personal Emoluments	64,728,000	63,978,000	56,472,923	8,255,077	7,505,077
21110001	Basic Salary	49,608,000	49,168,000	43,181,393	6,426,607	5,986,607
21110002	Salary Compensation	1,800,000	1,990,000	1,983,749	(183,749)	6,251
21110004	Allowances	6,000,000	6,000,000	5,052,479	947,521	947,521
21110005	Extra Assistance	1,020,000	1,020,000	960,000	60,000	60,000
21110006	Cash in lieu of Leave	1,800,000	1,800,000	1,549,722	250,278	250,278
21110009	End-of-year Bonus	4,500,000	4,000,000	3,745,580	754,420	254,420
21111	Other Staff Costs	6,780,000	7,030,000	6,358,173	421,827	671,827
21111002	Travelling and Transport	4,620,000	4,620,000	3,973,188	646,812	646,812
21111100	Overtime	2,100,000	2,350,000	2,339,492	(239,492)	10,508
21111200	Staff Welfare	60,000	60,000	45,493	14,507	14,507
21210	Social Contributions	825,000	825,000	818,201	6,799	6,799
22	Goods and Services	167,667,000	115,367,000	69,912,801	97,754,199	45,454,199
22010	Cost of Utilities	4,200,000	3,800,000	2,358,929	1,841,071	1,441,071
22020	Fuel and Oil	375,000	375,000	193,454	181,546	181,546
22030	Rent	9,242,000	9,242,000	8,096,537	1,145,463	1,145,463
22040	Office Equipment and Furniture	1,750,000	1,900,000	1,764,729	(14,729)	135,271
22050	Office Expenses	1,165,000	1,815,000	1,708,478	(543,478)	106,522
22060	Maintenance	91,925,000	39,125,000	4,819,967	87,105,033	34,305,033
22060005	IT Equipment	90,000,000	35,200,000	2,829,588	87,170,412	32,370,412
22070	Cleaning Services	125,000	125,000	103,883	21,117	21,117
22100	Publications and Stationery	45,850,000	45,950,000	45,603,284	246,716	346,716
22100003	Printing and Stationery	45,000,000	45,500,000	45,309,965	(309,965)	190,035
22120	Fees	500,000	500,000	223,350	276,650	276,650

STATEMENT D 1

Detailed Statement of Expenditure of the Consolidated Fund
for the financial year 2019-2020

Item No.	Details	Appropriation (a) Rs	Total Provisions* (b) Rs	Actual Expenditure (c) Rs	(Over)/Under Appropriation (a-c) Rs	(Over)/Under Total Provisions (b-c) Rs
Sub-Head 2-108: Civil Status Division - continued						
22	Goods and Services - contd.					
22170	Travelling within the Republic of Mauritius	235,000	235,000	77,144	157,856	157,856
22900	Other Goods and Services	12,300,000	12,300,000	4,963,047	7,336,953	7,336,953
	<i>of which</i>					
	<i>Digitalisation of Civil Status Records</i>	<i>12,100,000</i>	<i>12,100,000</i>	<i>4,797,282</i>	<i>7,302,718</i>	<i>7,302,718</i>
28	Other Expense	2,000,000	2,000,000	1,395,412	604,588	604,588
28211	Transfers to Non-Profit Institutions	1,000,000	1,000,000	853,212	146,788	146,788
28211015	Muslim Family Council	1,000,000	1,000,000	853,212	146,788	146,788
28212	Transfers to Households	1,000,000	1,000,000	542,200	457,800	457,800
28212007	Savings Culture Campaign	1,000,000	1,000,000	542,200	457,800	457,800
Capital Expenditure		22,000,000	22,000,000	4,742,780	17,257,220	17,257,220
31	Acquisition of Non-Financial Assets	22,000,000	22,000,000	4,742,780	17,257,220	17,257,220
31122	Other Machinery and Equipment	22,000,000	22,000,000	4,742,780	17,257,220	17,257,220
31122802	Acquisition of IT Equipment (N 1)	22,000,000	22,000,000	4,742,780	17,257,220	17,257,220
Total - Sub-Head 2-108: Civil Status Division		264,000,000	211,200,000	139,700,291	124,299,709	71,499,709
Total - Vote 2-1: Prime Minister's Office		1,997,000,000	1,944,200,000	1,501,634,427	495,365,573	442,565,573
Vote 2-2: National Development Unit						
Recurrent Expenditure		230,000,000	230,000,000	221,710,483	8,289,517	8,289,517
21	Compensation of Employees	139,213,000	135,563,000	134,398,280	4,814,720	1,164,720
21110	Personal Emoluments	123,360,000	118,510,000	117,987,214	5,372,786	522,786
21110001	Basic Salary	102,523,000	97,823,000	97,713,249	4,809,751	109,751
21110002	Salary Compensation	3,400,000	3,600,000	3,588,369	(188,369)	11,631
21110004	Allowances	3,600,000	3,600,000	3,362,389	237,611	237,611
21110005	Extra Assistance	1,200,000	800,000	751,879	448,121	48,121
21110006	Cash in Lieu of Leave	3,800,000	4,200,000	4,113,526	(313,526)	86,474
21110009	End-of-year Bonus	8,837,000	8,487,000	8,457,801	379,199	29,199
21111	Other Staff Costs	14,353,000	15,523,000	14,886,794	(533,794)	636,206
21111001	Wages	100,000	70,000	35,126	64,874	34,874
21111002	Travelling and Transport	12,738,000	13,938,192	13,735,113	(997,113)	203,079
21111100	Overtime	1,500,000	1,499,808	1,116,556	383,444	383,252
21111200	Staff Welfare	15,000	15,000	-	15,000	15,000
21210	Social Contributions	1,500,000	1,530,000	1,524,272	(24,272)	5,728
22	Goods and Services	47,817,000	51,467,000	48,292,483	(475,483)	3,174,517
22010	Cost of Utilities	6,200,000	6,200,000	6,020,833	179,167	179,167
22020	Fuel and Oil	300,000	300,000	208,098	91,902	91,902
22030	Rent	27,287,000	27,187,000	26,928,663	358,337	258,337
22040	Office Equipment and Furniture	1,300,000	2,500,000	2,247,536	(947,536)	252,464
22050	Office Expenses	1,695,000	2,095,000	1,872,385	(177,385)	222,615
22060	Maintenance	2,750,000	5,550,000	4,889,053	(2,139,053)	660,947
22070	Cleaning Services	250,000	250,000	230,088	19,913	19,913
22090	Security Services	810,000	810,000	772,343	37,657	37,657
22100	Publications and Stationery	3,450,000	3,800,000	2,934,714	515,286	865,286
22120	Fees	2,335,000	1,735,000	1,204,245	1,130,755	530,755
22170	Travelling within the Republic of Mauritius	275,000	275,000	255,590	19,410	19,410
22900	Other Goods and Services	1,165,000	765,000	728,936	436,064	36,064
26	Grants	42,950,000	42,950,000	39,019,720	3,930,280	3,930,280
26210	Contribution to International Organisations	550,000	3,350,000	3,310,977	(2,760,977)	39,023

STATEMENT D 1

Detailed Statement of Expenditure of the Consolidated Fund
for the financial year 2019-2020

Item No.	Details	Appropriation (a) Rs	Total Provisions* (b) Rs	Actual Expenditure (c) Rs	(Over)/Under Appropriation (a-c) Rs	(Over)/Under Total Provisions (b-c) Rs
Vote 2-2: National Development Unit - continued						
26	Grants - contd.					
26210067	African Asian Rural Development Organisation	550,000	3,350,000	3,310,977	(2,760,977)	39,023
26313	Extra-Budgetary Units	42,400,000	39,600,000	35,708,743	6,691,257	3,891,257
26313144	Land Drainage Authority (LDA)	42,400,000	39,600,000	35,708,743	6,691,257	3,891,257
	of which					
	(a) Fees to Consultant for Technical Assistance to LDA (including Vulnerability Study)	8,000,000	6,600,000	6,442,058	1,557,943	157,943
	(b) Fees to Consultant for Land Drainage Master Plan	20,000,000	20,000,000	16,408,323	3,591,677	3,591,677
27	Social Benefits	20,000	20,000	-	20,000	20,000
27210	Social Assistance Benefits in Cash	20,000	20,000	-	20,000	20,000
Capital Expenditure		450,000,000	1,079,570,392	651,580,821	(201,580,821)	427,989,571
26	Grants	3,000,000	3,000,000	1,486,158	1,513,842	1,513,842
26323	Extra-Budgetary Units	3,000,000	3,000,000	1,486,158	1,513,842	1,513,842
26323144	Land Drainage Authority	3,000,000	3,000,000	1,486,158	1,513,842	1,513,842
31	Acquisition of Non-Financial Assets	447,000,000	1,076,570,392	650,094,663	(203,094,663)	426,475,729
31113	Other Structures	446,000,000	1,075,570,392	649,094,684	(203,094,684)	426,475,708
31113003	Construction and Upgrading of Roads	350,000,000	899,570,392	530,912,166	(180,912,166)	368,658,226
31113045	Construction and Upgrading of Amenities	96,000,000	176,000,000	118,182,518	(22,182,518)	57,817,482
31122	Other Machinery and Equipment	1,000,000	1,000,000	999,979	22	22
31122802	Acquisition of IT Equipment	1,000,000	1,000,000	999,979	22	22
Total - Vote 2-2: National Development Unit		680,000,000	1,309,570,392	873,291,304	(193,291,304)	436,279,088
Vote 2-3: External Communications						
Recurrent Expenditure		32,600,000	32,600,000	25,346,042	7,253,958	7,253,958
21	Compensation of Employees	13,303,000	13,303,000	10,827,820	2,475,180	2,475,180
21110	Personal Emoluments	11,628,000	11,628,000	9,712,406	1,915,594	1,915,594
21110001	Basic Salary	9,353,000	9,353,000	8,080,839	1,272,161	1,272,161
21110002	Salary Compensation	250,000	250,000	233,695	16,305	16,305
21110004	Allowances	600,000	600,000	376,355	223,645	223,645
21110006	Cash in lieu of Leave	600,000	600,000	353,814	246,186	246,186
21110009	End-of-year Bonus	825,000	825,000	667,703	157,297	157,297
21111	Other Staff Costs	1,555,000	1,555,000	1,002,848	552,152	552,152
21111002	Travelling and Transport	1,200,000	1,200,000	783,089	416,911	416,911
21111100	Overtime	350,000	350,000	215,169	134,831	134,831
21111200	Staff Welfare	5,000	5,000	4,590	410	410
21210	Social Contributions	120,000	120,000	112,566	7,434	7,434
22	Goods and Services	19,297,000	19,297,000	14,518,222	4,778,778	4,778,778
22010	Cost of Utilities	800,000	800,000	591,597	208,403	208,403
22020	Fuel and Oil	55,000	55,000	37,408	17,592	17,592
22030	Rent	4,232,000	4,232,000	3,615,600	616,400	616,400
22040	Office Equipment and Furniture	550,000	550,000	424,183	125,817	125,817
22050	Office Expenses	125,000	125,000	83,685	41,315	41,315
22060	Maintenance	405,000	405,000	291,999	113,001	113,001
22100	Publications and Stationery	545,000	545,000	135,040	409,960	409,960
22120	Fees	12,400,000	12,400,000	9,165,750	3,234,250	3,234,250
22900	Other Goods and Services	185,000	185,000	172,960	12,040	12,040

STATEMENT D 1

Detailed Statement of Expenditure of the Consolidated Fund
for the financial year 2019-2020

Item No.	Details	Appropriation (a) Rs	Total Provisions* (b) Rs	Actual Expenditure (c) Rs	(Over)/Under Appropriation (a-c) Rs	(Over)/Under Total Provisions (b-c) Rs
Vote 2-3: External Communications - continued						
Capital Expenditure		184,000,000	184,000,000	184,000,000	-	-
32	Acquisition of Financial Assets	184,000,000	184,000,000	184,000,000	-	-
32145	Loans	184,000,000	184,000,000	184,000,000	-	-
32145520	Cargo Handling Corporation Ltd	184,000,000	184,000,000	184,000,000	-	-
Total - Vote 2-3: External Communications		216,600,000	216,600,000	209,346,042	7,253,958	7,253,958
Vote 2-4: Civil Aviation						
Recurrent Expenditure		326,500,000	326,500,000	278,568,161	47,931,839	47,931,839
21	Compensation of Employees	155,458,000	150,983,000	139,529,985	15,928,015	11,453,015
21110	Personal Emoluments	137,414,000	132,864,000	123,325,982	14,088,018	9,538,018
21110001	Basic Salary	107,039,000	104,019,000	97,702,703	9,336,297	6,316,297
21110002	Salary Compensation	3,000,000	1,470,000	1,100,632	1,899,368	369,368
21110004	Allowances	13,275,000	13,275,000	12,066,436	1,208,564	1,208,564
21110006	Cash in lieu of leave	5,000,000	5,000,000	4,256,119	743,881	743,881
21110009	End-of-year Bonus	9,100,000	9,100,000	8,200,092	899,908	899,908
21111	Other Staff Costs	16,644,000	16,644,000	14,733,654	1,910,346	1,910,346
21111002	Travelling and Transport	14,500,000	14,500,000	13,359,897	1,140,103	1,140,103
21111100	Overtime	2,100,000	2,100,000	1,333,507	766,493	766,493
21111200	Staff Welfare	44,000	44,000	40,250	3,750	3,750
21210	Social Contributions	1,400,000	1,475,000	1,470,349	(70,349)	4,651
22	Goods and Services	159,442,000	161,272,000	125,177,060	34,264,940	36,094,940
22010	Cost of Utilities	13,150,000	13,150,000	10,421,990	2,728,010	2,728,010
22020	Fuel and Oil	600,000	600,000	505,475	94,525	94,525
22040	Office Equipment and Furniture	1,550,000	2,810,000	2,256,957	(706,957)	553,043
22050	Office Expenses	900,000	1,050,000	979,363	(79,363)	70,637
22060	Maintenance	71,890,000	72,290,000	47,322,983	24,567,017	24,967,017
	of which					
22060002	Other Structures	56,290,000	56,290,000	38,955,881	17,334,119	17,334,119
22060003	Plant and Equipment	8,500,000	8,500,000	2,408,641	6,091,359	6,091,359
22070	Cleaning Services	2,300,000	2,300,000	2,156,854	143,146	143,146
22100	Publications and Stationery	1,212,000	1,312,000	1,285,265	(73,265)	26,735
22120	Fees	58,440,000	58,250,000	52,515,620	5,924,380	5,734,380
22120007	Fees for Training	7,190,000	4,990,000	2,627,074	4,562,926	2,362,926
22120008	Fees to Consultants	16,250,000	18,260,000	17,010,000	(760,000)	1,250,000
22120020	Inspection and Audit Fees	35,000,000	35,000,000	32,878,545	2,121,455	2,121,455
22900	Other Goods and Services	9,400,000	9,510,000	7,732,553	1,667,447	1,777,447
26	Grants	4,600,000	5,045,000	4,769,384	(169,384)	275,616
26210	Contribution to International Organisations	4,600,000	5,045,000	4,769,384	(169,384)	275,616
28	Other Expense	7,000,000	9,200,000	9,091,732	(2,091,732)	108,268
28217	Other	7,000,000	9,200,000	9,091,732	(2,091,732)	108,268
28217001	Insurance	7,000,000	9,200,000	9,091,732	(2,091,732)	108,268
Capital Expenditure		148,000,000	148,000,000	56,418,704	91,581,296	91,581,296
31	Acquisition of Non-Financial Assets	148,000,000	148,000,000	56,418,704	91,581,296	91,581,296
31112	Non-Residential Buildings	28,200,000	28,200,000	17,674,230	10,525,770	10,525,770
31112001	Construction of Office Buildings (N 1)	18,600,000	18,600,000	17,217,795	1,382,205	1,382,205
31112427	Upgrading & Refurbishment of Buildings of DCA	9,600,000	9,600,000	456,435	9,143,565	9,143,565
	(c) Refurbishment of Area Control Centre	9,600,000	9,600,000	456,435	9,143,565	9,143,565

STATEMENT D 1

Detailed Statement of Expenditure of the Consolidated Fund
for the financial year 2019-2020

Item No.	Details	Appropriation (a) Rs	Total Provisions* (b) Rs	Actual Expenditure (c) Rs	(Over)/Under Appropriation (a-c) Rs	(Over)/Under Total Provisions (b-c) Rs
Vote 2-4: Civil Aviation - continued						
31	Acquisition of Non-Financial Assets - contd.					
31122	Other Machinery and Equipment	119,800,000	119,800,000	38,744,474	81,055,526	81,055,526
31122999	Acquisition of Other Machinery and Equipment of which	119,800,000	119,800,000	38,744,474	81,055,526	81,055,526
	(a) Replacement Of Very Small Aperture Terminal (VSAT)/VHF Amplitude Modulation equipment	8,250,000	8,250,000	7,626,026	623,974	623,974
	(b) Airspace Restructuring	9,500,000	9,500,000	4,099,865	5,400,135	5,400,135
	(c) Replacement of High Frequency Communication Equipment	64,000,000	61,650,000	-	64,000,000	61,650,000
	(d) Installation of CCTV cameras at Bigara Transmitting Station, Area Control Centre, Control Tower and Ancillary works (N 1)	6,000,000	6,000,000	4,154,335	1,845,665	1,845,665
	(e) Replacement Ultra High Frequency Radio Link (Bigara - Area Control)	3,650,000	6,000,000	5,835,088	(2,185,088)	164,912
	(f) Supply, Installation and Commissioning of Air Traffic Service Message Handling System for SSR International (N 1)	23,400,000	23,400,000	17,029,160	6,370,840	6,370,840
	(g) Replacement of Recorder System Plaine Corail Airport	2,700,000	2,700,000	-	2,700,000	2,700,000
	(h) Replacement of Machine Readable Travel Document System	2,300,000	2,300,000	-	2,300,000	2,300,000
Total - Vote 2-4: Civil Aviation		474,500,000	474,500,000	334,986,864	139,513,136	139,513,136
Vote 2-5: Government Printing						
Recurrent Expenditure		135,800,000	135,800,000	121,296,348	14,503,652	14,503,652
21	Compensation of Employees	91,960,000	89,839,256	82,413,153	9,546,847	7,426,103
21110	Personal Emoluments	82,375,000	79,880,256	72,952,937	9,422,063	6,927,319
21110001	Basic Salary	70,575,000	68,291,256	62,485,694	8,089,306	5,805,562
21110002	Salary Compensation	2,100,000	2,499,000	2,463,156	(363,156)	35,844
21110004	Allowances	1,000,000	1,000,000	564,396	435,604	435,604
21110006	Cash in lieu of Leave	2,500,000	2,500,000	2,042,208	457,792	457,792
21110009	End-of-year Bonus	6,200,000	5,590,000	5,397,483	802,517	192,517
21111	Other Staff Costs	8,385,000	8,759,000	8,477,038	(92,038)	281,962
21111001	Wages	800,000	-	-	800,000	-
21111002	Travelling and Transport	6,850,000	7,224,000	7,098,865	(248,865)	125,135
21111100	Overtime	700,000	1,500,000	1,373,001	(673,001)	126,999
21111200	Staff Welfare	35,000	35,000	5,173	29,827	29,827
21210	Social Contributions	1,200,000	1,200,000	983,178	216,822	216,822
22	Goods and Services	43,840,000	45,960,744	38,883,195	4,956,805	7,077,549
22010	Cost of Utilities	5,110,000	5,138,744	3,850,103	1,259,897	1,288,641
22020	Fuel and Oil	140,000	140,000	75,802	64,198	64,198
22040	Office Equipment and Furniture	600,000	661,000	258,359	341,641	402,641
22050	Office Expenses	300,000	350,000	336,645	(36,645)	13,355
22060	Maintenance	6,725,000	8,145,000	7,444,309	(719,309)	700,691
22070	Cleaning Services	840,000	1,048,000	1,046,756	(206,756)	1,244
22090	Security Services	2,000,000	2,000,000	1,429,087	570,913	570,913

STATEMENT D 1

Detailed Statement of Expenditure of the Consolidated Fund
for the financial year 2019-2020

Item No.	Details	Appropriation (a) Rs	Total Provisions* (b) Rs	Actual Expenditure (c) Rs	(Over)/Under Appropriation (a-c) Rs	(Over)/Under Total Provisions (b-c) Rs
Vote 2-5: Government Printing - continued						
22	Goods and Services - contd.					
22100	Publications and Stationery	24,700,000	24,753,000	22,345,260	2,354,740	2,407,740
	<i>of which</i>					
22100001	Paper and Materials	24,500,000	24,500,000	22,114,496	2,385,504	2,385,504
22120	Fees	1,775,000	1,775,000	503,404	1,271,596	1,271,596
22900	Other Goods and Services	1,650,000	1,950,000	1,593,471	56,529	356,529
Capital Expenditure		200,200,000	200,200,000	108,003,563	92,196,437	92,196,437
31	Acquisition of Non-Financial Assets	200,200,000	200,200,000	108,003,563	92,196,437	92,196,437
31112	Non-Residential Buildings	175,000,000	175,000,000	93,369,452	81,630,548	81,630,548
31112001	Construction of New Building	175,000,000	175,000,000	93,369,452	81,630,548	81,630,548
31122	Other Machinery and Equipment	25,200,000	25,200,000	14,634,112	10,565,888	10,565,888
31122802	Acquisition of IT Equipment	4,000,000	4,000,000	862,310	3,137,690	3,137,690
31122806	Acquisition of Generators	1,700,000	1,700,000	-	1,700,000	1,700,000
31122813	Acquisition of Printing Equipment (N 1)	13,000,000	13,000,000	9,642,152	3,357,848	3,357,848
31122814	Acquisition of Air-Conditioning Equipment	6,500,000	6,500,000	4,129,650	2,370,350	2,370,350
Total - Vote 2-5: Government Printing		336,000,000	336,000,000	229,299,911	106,700,089	106,700,089
Vote 2-6: Forensic Science Laboratory						
Recurrent Expenditure		77,900,000	77,900,000	76,493,916	1,406,084	1,406,084
21	Compensation of Employees	32,785,000	30,720,000	30,444,923	2,340,077	275,077
21110	Personal Emoluments	29,680,000	27,415,000	27,215,949	2,464,051	199,051
21110001	Basic Salary	23,880,000	21,360,000	21,275,323	2,604,677	84,677
21110002	Salary Compensation	600,000	645,000	642,419	(42,419)	2,581
21110004	Allowances	2,500,000	2,775,000	2,705,142	(205,142)	69,858
21110006	Cash in lieu of Leave	700,000	700,000	700,000	-	-
21110009	End-of-year Bonus	2,000,000	1,935,000	1,893,066	106,934	41,934
21111	Other Staff Costs	2,855,000	3,015,000	2,954,878	(99,878)	60,122
21111002	Travelling and Transport	2,800,000	2,960,000	2,943,286	(143,286)	16,714
21111100	Overtime	50,000	50,000	11,592	38,408	38,408
21111200	Staff Welfare	5,000	5,000	-	5,000	5,000
21210	Social Contributions	250,000	290,000	274,095	(24,095)	15,905
22	Goods and Services	45,115,000	47,180,000	46,048,994	(933,994)	1,131,006
22010	Cost of Utilities	2,575,000	2,575,000	2,427,782	147,218	147,218
22020	Fuel and Oil	60,000	60,000	50,684	9,316	9,316
22040	Office Equipment and Furniture	590,000	590,000	330,172	259,829	259,829
22050	Office Expenses	590,000	600,000	590,230	(230)	9,770
22060	Maintenance	7,235,000	9,335,000	9,245,158	(2,010,158)	89,842
	<i>of which</i>					
22060003	Plant and Equipment	7,000,000	9,100,000	9,088,177	(2,088,177)	11,823
22070	Cleaning Services	200,000	200,000	198,698	1,302	1,302
22100	Publications and Stationery	855,000	855,000	757,774	97,226	97,226
22120	Fees	600,000	555,000	472,488	127,513	82,513
22140	Medical Supplies, Drugs and Equipment	32,000,000	32,000,000	31,693,453	306,547	306,547
22170	Travelling within the Republic of Mauritius	200,000	200,000	72,801	127,199	127,199
22900	Other Goods and Services	210,000	210,000	209,755	245	245
Capital Expenditure		75,700,000	75,700,000	43,700,000	32,000,000	32,000,000
31	Acquisition of Non-Financial Assets	75,700,000	75,700,000	43,700,000	32,000,000	32,000,000
31112	Non-Residential Buildings	30,700,000	30,700,000	-	30,700,000	30,700,000
31112019	Construction of the Forensic Science Laboratory	30,700,000	30,700,000	-	30,700,000	30,700,000

STATEMENT D 1

Detailed Statement of Expenditure of the Consolidated Fund
for the financial year 2019-2020

Item No.	Details	Appropriation (a) Rs	Total Provisions* (b) Rs	Actual Expenditure (c) Rs	(Over)/Under Appropriation (a-c) Rs	(Over)/Under Total Provisions (b-c) Rs
Vote 2-6: Forensic Science Laboratory - continued						
31	Acquisition of Non-Financial Assets - contd.					
31122	Other Machinery and Equipment	45,000,000	45,000,000	43,700,000	1,300,000	1,300,000
31122804	Acquisition of Laboratory Equipment (N 1)	45,000,000	45,000,000	43,700,000	1,300,000	1,300,000
Total - Vote 2-6: Forensic Science Laboratory		153,600,000	153,600,000	120,193,916	33,406,084	33,406,084
Vote 2-7: Finance and Economic Development						
Sub-Head 2-701: General						
Recurrent Expenditure		2,325,100,000	2,326,700,000	2,240,176,842	84,923,158	86,523,158
20	Allowance to Minister	-	1,600,000	1,526,667	(1,526,667)	73,333
20100	Annual Allowance	-	1,600,000	1,526,667	(1,526,667)	73,333
21	Compensation of Employees	332,560,000	326,260,000	287,956,422	44,603,578	38,303,578
21110	Personal Emoluments	299,010,000	285,710,000	251,508,837	47,501,163	34,201,163
21110001	Basic Salary	232,642,000	220,542,000	193,598,165	39,043,835	26,943,835
21110002	Salary Compensation	5,068,000	5,068,000	4,865,928	202,072	202,072
21110004	Allowances	20,000,000	20,000,000	18,398,304	1,601,696	1,601,696
21110005	Extra Assistance	10,000,000	10,000,000	9,121,342	878,658	878,658
21110006	Cash in lieu of Leave	12,000,000	12,000,000	9,168,377	2,831,623	2,831,623
21110009	End-of-year Bonus	19,300,000	18,100,000	16,356,721	2,943,279	1,743,279
21111	Other Staff Costs	30,750,000	37,750,000	34,102,086	(3,352,086)	3,647,914
21111002	Travelling and Transport	22,500,000	22,500,000	19,455,721	3,044,279	3,044,279
21111100	Overtime	8,000,000	15,000,000	14,447,990	(6,447,990)	552,010
21111200	Staff Welfare	250,000	250,000	198,375	51,625	51,625
21210	Social Contributions	2,800,000	2,800,000	2,345,499	454,501	454,501
22	Goods and Services	80,940,000	87,240,000	55,128,589	25,811,411	32,111,411
22010	Cost of Utilities	7,500,000	7,500,000	4,026,801	3,473,199	3,473,199
22020	Fuel and Oil	2,500,000	2,500,000	1,121,732	1,378,268	1,378,268
22030	Rent	5,600,000	5,600,000	3,707,724	1,892,276	1,892,276
22040	Office Equipment and Furniture	4,000,000	4,300,000	4,025,150	(25,150)	274,850
22050	Office Expenses	3,140,000	3,240,000	2,842,289	297,711	397,711
22060	Maintenance	15,250,000	15,350,000	9,969,999	5,280,001	5,380,001
22070	Cleaning Services	250,000	250,000	101,586	148,414	148,414
22100	Publications and Stationery	6,900,000	17,800,000	14,132,286	(7,232,286)	3,667,714
22120	Fees	21,500,000	17,500,000	10,807,740	10,692,260	6,692,260
22170	Travelling within the Republic of Mauritius	2,000,000	2,000,000	72,312	1,927,688	1,927,688
22900	Other Goods and Services	12,300,000	11,200,000	4,320,970	7,979,030	6,879,030
26	Grants	1,910,950,000	1,910,950,000	1,895,400,000	15,550,000	15,550,000
26210	Contribution to International Organisations	950,000	950,000	-	950,000	950,000
26210038	Collaborative Africa Budget Reform Initiative	950,000	950,000	-	950,000	950,000
26313	Extra-Budgetary Units	1,910,000,000	1,910,000,000	1,895,400,000	14,600,000	14,600,000
26313043	Mauritius Revenue Authority	1,910,000,000	1,910,000,000	1,895,400,000	14,600,000	14,600,000
28	Other Expense	650,000	650,000	165,165	484,835	484,835
28217	Other	650,000	650,000	165,165	484,835	484,835
28217001	Insurance	650,000	650,000	165,165	484,835	484,835
Capital Expenditure		342,700,000	342,700,000	192,293,686	150,406,314	150,406,314
26	Grants	309,000,000	309,000,000	181,895,856	127,104,144	127,104,144
26323	Extra-Budgetary Units	309,000,000	309,000,000	181,895,856	127,104,144	127,104,144
26323043	Mauritius Revenue Authority	309,000,000	309,000,000	181,895,856	127,104,144	127,104,144

STATEMENT D 1

Detailed Statement of Expenditure of the Consolidated Fund
for the financial year 2019-2020

Item No.	Details	Appropriation (a) Rs	Total Provisions* (b) Rs	Actual Expenditure (c) Rs	(Over)/Under Appropriation (a-c) Rs	(Over)/Under Total Provisions (b-c) Rs
Sub-Head 2-701: General - continued						
31	Acquisition of Non-Financial Assets	33,700,000	33,700,000	10,397,830	23,302,170	23,302,170
31112	Non-Residential Buildings	10,000,000	10,000,000	2,243,151	7,756,849	7,756,849
31112401	Upgrading of Office Buildings	10,000,000	10,000,000	2,243,151	7,756,849	7,756,849
31121	Transport Equipment	3,000,000	3,600,000	3,041,750	(41,750)	558,250
31121801	Acquisition of Vehicles	3,000,000	3,600,000	3,041,750	(41,750)	558,250
31122	Other Machinery and Equipment	10,000,000	9,400,000	4,016,508	5,983,492	5,383,492
31122802	Acquisition of IT Equipment	10,000,000	9,400,000	4,016,508	5,983,492	5,383,492
31132	Intangible Assets	10,700,000	10,700,000	1,096,422	9,603,578	9,603,578
31132401	Upgrading of ICT Infrastructure	4,000,000	4,000,000	617,171	3,382,830	3,382,830
31132801	Acquisition of Software	6,700,000	6,700,000	479,251	6,220,749	6,220,749
Total - Sub-Head 2-701: General		2,667,800,000	2,669,400,000	2,432,470,528	235,329,472	236,929,472
Sub-Head 2-702: Procurement Policy Office						
Recurrent Expenditure		38,800,000	38,800,000	27,825,621	10,974,379	10,974,379
21	Compensation of Employees	13,715,000	13,715,000	12,143,371	1,571,629	1,571,629
21110	Personal Emoluments	11,550,000	11,550,000	10,340,341	1,209,659	1,209,659
21110001	Basic Salary	7,089,000	6,939,000	6,164,353	924,647	774,647
21110002	Salary Compensation	141,000	152,000	145,168	(4,168)	6,832
21110004	Allowances	700,000	850,000	620,814	79,186	229,186
21110005	Extra Assistance	2,400,000	2,389,000	2,315,520	84,480	73,480
21110006	Cash in lieu of Leave	620,000	620,000	494,487	125,513	125,513
21110009	End-of-year Bonus	600,000	600,000	600,000	-	-
21111	Other Staff Costs	2,090,000	2,090,000	1,744,764	345,236	345,236
21111002	Travelling and Transport	2,000,000	2,000,000	1,657,433	342,567	342,567
21111100	Overtime	85,000	85,000	83,237	1,763	1,763
21111200	Staff Welfare	5,000	5,000	4,094	906	906
21210	Social Contributions	75,000	75,000	58,266	16,734	16,734
22	Goods and Services	25,060,000	25,060,000	15,682,250	9,377,750	9,377,750
22010	Cost of Utilities	260,000	260,000	176,554	83,446	83,446
22030	Rent	585,000	585,000	463,400	121,600	121,600
22040	Office Equipment and Furniture	1,704,000	1,704,000	345,202	1,358,798	1,358,798
22050	Office Expenses	230,000	230,000	135,977	94,023	94,023
22060	Maintenance	20,661,000	20,661,000	13,873,867	6,787,133	6,787,133
22060005	of which IT Equipment	20,261,000	20,261,000	13,735,322	6,525,678	6,525,678
22100	Publications and Stationery	445,000	595,000	432,931	12,069	162,069
22120	Fees	650,000	500,000	154,251	495,749	345,749
22900	Other Goods and Services	525,000	525,000	100,069	424,931	424,931
26	Grants	25,000	25,000	-	25,000	25,000
26210	Contribution to International Organisations	25,000	25,000	-	25,000	25,000
26210205	African Public Procurement Network (APPN)	25,000	25,000	-	25,000	25,000
Capital Expenditure		5,000,000	5,000,000	-	5,000,000	5,000,000
31	Acquisition of Non-Financial Assets	5,000,000	5,000,000	-	5,000,000	5,000,000
31132	Intangible Assets	5,000,000	5,000,000	-	5,000,000	5,000,000
31132801	Acquisition of Software	5,000,000	5,000,000	-	5,000,000	5,000,000
Total - Sub-Head 2-702: Procurement Policy Office		43,800,000	43,800,000	27,825,621	15,974,379	15,974,379

STATEMENT D 1

Detailed Statement of Expenditure of the Consolidated Fund
for the financial year 2019-2020

Item No.	Details	Appropriation (a) Rs	Total Provisions* (b) Rs	Actual Expenditure (c) Rs	(Over)/Under Appropriation (a-c) Rs	(Over)/Under Total Provisions (b-c) Rs
Sub Head 2-703: Independent Review Panel						
Recurrent Expenditure		9,700,000	9,700,000	7,318,833	2,381,167	2,381,167
21	Compensation of Employees	3,740,000	3,740,000	2,817,141	922,859	922,859
21110	Personal Emoluments	2,902,000	2,902,000	2,102,015	799,985	799,985
21110001	Basic Salary	2,281,000	2,281,000	1,756,275	524,725	524,725
21110002	Salary Compensation	75,000	75,000	55,905	19,095	19,095
21110004	Allowances	150,000	150,000	30,560	119,440	119,440
21110006	Cash in lieu of Leave	170,000	170,000	90,605	79,395	79,395
21110009	End-of-year Bonus	226,000	226,000	168,670	57,330	57,330
21111	Other Staff Costs	801,000	801,000	691,060	109,940	109,940
21111002	Travelling and Transport	800,000	800,000	691,060	108,940	108,940
21111200	Staff Welfare	1,000	1,000	-	1,000	1,000
21210	Social Contributions	37,000	37,000	24,066	12,934	12,934
22	Goods and Services	5,960,000	5,960,000	4,501,692	1,458,308	1,458,308
22010	Cost of Utilities	460,000	460,000	164,393	295,607	295,607
22030	Rent	1,300,000	1,300,000	994,574	305,426	305,426
22040	Office Equipment and Furniture	200,000	200,000	26,150	173,850	173,850
22050	Office Expenses	75,000	75,000	23,227	51,773	51,773
22060	Maintenance	50,000	50,000	-	50,000	50,000
22070	Cleaning Services	20,000	20,000	3,450	16,550	16,550
22100	Publications and Stationery	30,000	30,000	9,798	20,202	20,202
22120	Fees	3,800,000	3,800,000	3,277,200	522,800	522,800
22900	Other Goods and Services	25,000	25,000	2,900	22,100	22,100
Capital Expenditure		7,000,000	7,000,000	3,524,627	3,475,373	3,475,373
31	Acquisition of Non-Financial Assets	7,000,000	7,000,000	3,524,627	3,475,373	3,475,373
31122	Other Machinery and Equipment	3,000,000	3,000,000	729,588	2,270,412	2,270,412
31122802	Acquisition of IT Equipment	3,000,000	3,000,000	729,588	2,270,412	2,270,412
31133	Furniture, Fixtures and Fittings	4,000,000	4,000,000	2,795,039	1,204,961	1,204,961
Total - Sub Head 2-703: Independent Review Panel		16,700,000	16,700,000	10,843,460	5,856,540	5,856,540
Sub Head 2-704: Assessment Review Committee						
Recurrent Expenditure		43,200,000	43,200,000	34,107,153	9,092,847	9,092,847
21	Compensation of Employees	30,560,000	30,560,000	24,696,998	5,863,002	5,863,002
21110	Personal Emoluments	26,958,000	26,958,000	22,072,306	4,885,694	4,885,694
21110001	Basic Salary	11,870,000	11,870,000	10,274,534	1,595,466	1,595,466
21110002	Salary Compensation	183,000	183,000	174,240	8,760	8,760
21110004	Allowances	2,100,000	2,100,000	1,669,449	430,551	430,551
21110005	Extra Assistance	11,000,000	11,000,000	8,784,418	2,215,582	2,215,582
21110006	Cash in lieu of Leave	820,000	820,000	314,920	505,080	505,080
21110009	End-of-year Bonus	985,000	985,000	854,745	130,255	130,255
21111	Other Staff Costs	3,302,000	3,302,000	2,400,203	901,797	901,797
21111002	Travelling and Transport	3,000,000	3,000,000	2,177,499	822,501	822,501
21111100	Overtime	300,000	300,000	222,704	77,296	77,296
21111200	Staff Welfare	2,000	2,000	-	2,000	2,000
21210	Social Contributions	300,000	300,000	224,488	75,512	75,512
22	Goods and Services	12,640,000	12,640,000	9,410,155	3,229,845	3,229,845
22010	Cost of Utilities	700,000	700,000	607,651	92,349	92,349
22030	Rent	9,100,000	9,100,000	7,527,792	1,572,208	1,572,208
22040	Office Equipment and Furniture	1,000,000	1,000,000	485,860	514,140	514,140
22050	Office Expenses	360,000	360,000	208,562	151,438	151,438
22060	Maintenance	650,000	650,000	323,098	326,902	326,902
22070	Cleaning Services	75,000	75,000	58,250	16,750	16,750

STATEMENT D 1

Detailed Statement of Expenditure of the Consolidated Fund
for the financial year 2019-2020

Item No.	Details	Appropriation (a) Rs	Total Provisions* (b) Rs	Actual Expenditure (c) Rs	(Over)/Under Appropriation (a-c) Rs	(Over)/Under Total Provisions (b-c) Rs
Sub Head 2-704: Assessment Review Committee - continued						
22	Goods and Services - contd.					
22100	Publications and Stationery	525,000	525,000	132,942	392,058	392,058
22900	Other Goods and Services	230,000	230,000	66,000	164,000	164,000
Capital Expenditure		14,200,000	14,200,000	4,601,400	9,598,600	9,598,600
31	Acquisition of Non-Financial Assets	14,200,000	14,200,000	4,601,400	9,598,600	9,598,600
31122	Other Machinery and Equipment	2,000,000	2,000,000	-	2,000,000	2,000,000
31122802	Acquisition of IT Equipment	2,000,000	2,000,000	-	2,000,000	2,000,000
31132	Intangible Assets	6,500,000	6,500,000	2,348,013	4,151,987	4,151,987
31132110	Computerisation Project - ARC	6,500,000	6,500,000	2,348,013	4,151,987	4,151,987
31133	Furniture, Fixtures and Fittings	5,700,000	5,700,000	2,253,388	3,446,612	3,446,612
Total - Sub Head 2-704: Assessment Review Committee		57,400,000	57,400,000	38,708,553	18,691,447	18,691,447
Sub Head 2-705: Strategic Policy and Planning						
Recurrent Expenditure		14,300,000	12,700,000	6,236,240	8,063,760	6,463,760
21	Compensation of Employees	12,710,000	11,110,000	5,919,564	6,790,436	5,190,436
21110	Personal Emoluments	11,100,000	9,500,000	5,626,799	5,473,201	3,873,201
21110001	Basic Salary	8,994,000	7,394,000	4,706,300	4,287,700	2,687,700
21110002	Salary Compensation	206,000	206,000	79,665	126,335	126,335
21110004	Allowances	500,000	500,000	219,293	280,707	280,707
21110006	Cash in lieu of Leave	500,000	500,000	241,945	258,055	258,055
21110009	End-of-year Bonus	900,000	900,000	379,595	520,405	520,405
21111	Other Staff Costs	1,505,000	1,505,000	252,900	1,252,100	1,252,100
21111002	Travelling and Transport	1,200,000	1,200,000	252,900	947,100	947,100
21111100	Overtime	300,000	300,000	-	300,000	300,000
21111200	Staff Welfare	5,000	5,000	-	5,000	5,000
21210	Social Contributions	105,000	105,000	39,865	65,135	65,135
22	Goods and Services	1,590,000	1,590,000	316,676	1,273,324	1,273,324
22010	Cost of Utilities	150,000	150,000	42,941	107,059	107,059
22040	Office Equipment and Furniture	400,000	400,000	183,540	216,460	216,460
22050	Office Expenses	130,000	130,000	25,000	105,000	105,000
22060	Maintenance	180,000	180,000	-	180,000	180,000
22070	Cleaning Services	15,000	15,000	-	15,000	15,000
22100	Publications and Stationery	200,000	200,000	60,331	139,669	139,669
22120	Fees	100,000	100,000	-	100,000	100,000
22170	Travelling within the Republic of Mauritius	260,000	260,000	-	260,000	260,000
22900	Other Goods and Services	155,000	155,000	4,865	150,135	150,135
Total - Sub Head 2-705: Strategic Policy and Planning		14,300,000	12,700,000	6,236,240	8,063,760	6,463,760
Total - Vote 2-7: Finance and Economic Development		2,800,000,000	2,800,000,000	2,516,084,402	283,915,598	283,915,598
Vote 2-8: Central Procurement Board						
Recurrent Expenditure		69,000,000	69,000,000	55,487,299	13,512,701	13,512,701
21	Compensation of Employees	44,020,000	43,802,000	35,928,517	8,091,483	7,873,483
21110	Personal Emoluments	38,020,000	37,802,000	30,934,935	7,085,065	6,867,065
21110001	Basic Salary	22,438,000	22,128,000	17,273,804	5,164,196	4,854,196
21110002	Salary Compensation	532,000	609,000	607,549	(75,549)	1,451
21110004	Allowances	700,000	715,000	708,699	(8,699)	6,301
21110005	Extra Assistance	11,000,000	11,000,000	10,844,948	155,052	155,052
21110006	Cash in lieu of Leave	1,400,000	1,400,000	1,084,748	315,252	315,252
21110009	End-of-year Bonus	1,950,000	1,950,000	415,187	1,534,813	1,534,813
21111	Other Staff Costs	5,675,000	5,675,000	4,690,916	984,084	984,084
21111002	Travelling and Transport	3,500,000	3,500,000	2,866,697	633,303	633,303

STATEMENT D 1

Detailed Statement of Expenditure of the Consolidated Fund
for the financial year 2019-2020

Item No.	Details	Appropriation (a) Rs	Total Provisions* (b) Rs	Actual Expenditure (c) Rs	(Over)/Under Appropriation (a-c) Rs	(Over)/Under Total Provisions (b-c) Rs
Vote 2-8: Central Procurement Board - continued						
21	Compensation of Employees - contd.					
21111100	Overtime	1,450,000	1,450,000	1,355,843	94,157	94,157
21111200	Staff Welfare	25,000	25,000	25,000	-	-
21111300	Passage Benefits	700,000	700,000	443,376	256,624	256,624
21210	Social Contributions	325,000	325,000	302,666	22,334	22,334
22	Goods and Services	23,480,000	23,580,000	17,952,502	5,527,498	5,627,498
22010	Cost of Utilities	850,000	850,000	790,545	59,455	59,455
22020	Fuel and Oil	70,000	90,000	79,036	(9,036)	10,964
22030	Rent	5,250,000	5,250,000	4,992,432	257,568	257,568
22040	Office Equipment and Furniture	1,200,000	1,200,000	980,142	219,859	219,859
22050	Office Expenses	1,160,000	1,160,000	640,073	519,927	519,927
22060	Maintenance	1,480,000	1,560,000	1,288,956	191,044	271,044
22070	Cleaning Services	200,000	200,000	36,737	163,263	163,263
22100	Publications and Stationery	1,175,000	1,175,000	755,619	419,381	419,381
22120	Fees	10,450,000	10,450,000	6,963,817	3,486,183	3,486,183
	<i>of which</i>					
22120006	Fees to Assessors	10,000,000	10,000,000	6,744,317	3,255,683	3,255,683
22900	Other Goods and Services	1,645,000	1,645,000	1,425,146	219,854	219,854
27	Social Benefits	1,500,000	1,618,000	1,606,280	(106,280)	11,720
27310	Employer Social Benefits in Cash	1,500,000	1,618,000	1,606,280	(106,280)	11,720
27310003	Gratuities	1,500,000	1,618,000	1,606,280	(106,280)	11,720
Total - Vote 2-8: Central Procurement Board		69,000,000	69,000,000	55,487,299	13,512,701	13,512,701
Vote 2-9: Treasury						
Recurrent Expenditure		136,000,000	136,000,000	118,360,268	17,639,732	17,639,732
21	Compensation of Employees	93,225,000	92,175,000	77,615,309	15,609,691	14,559,691
21110	Personal Emoluments	83,138,000	83,138,000	68,934,073	14,203,927	14,203,927
21110001	Basic Salary	70,544,000	70,544,000	58,239,643	12,304,357	12,304,357
21110002	Salary Compensation	2,100,000	2,100,000	2,045,769	54,231	54,231
21110004	Allowances	1,600,000	1,600,000	1,265,860	334,140	334,140
21110006	Cash in lieu of Leave	2,800,000	2,800,000	2,370,852	429,148	429,148
21110009	End-of-year Bonus	6,094,000	6,094,000	5,011,950	1,082,050	1,082,050
21111	Other Staff Costs	9,127,000	8,077,000	7,767,507	1,359,493	309,493
21111002	Travelling and Transport	8,297,000	7,247,000	7,051,208	1,245,792	195,792
21111100	Overtime	800,000	800,000	686,299	113,701	113,701
21111200	Staff Welfare	30,000	30,000	30,000	-	-
21210	Social Contributions	960,000	960,000	913,728	46,272	46,272
22	Goods and Services	41,875,000	42,925,000	39,845,224	2,029,776	3,079,776
22010	Cost of Utilities	4,460,000	4,460,000	3,057,507	1,402,493	1,402,493
22020	Fuel and Oil	45,000	45,000	32,428	12,572	12,572
22030	Rent	9,035,000	9,035,000	9,031,845	3,155	3,155
22040	Office Equipment and Furniture	1,025,000	1,023,000	513,030	511,970	509,970
22050	Office Expenses	1,750,000	1,750,000	1,414,592	335,408	335,408
22060	Maintenance	21,000,000	22,050,000	21,586,194	(586,194)	463,806
22070	Cleaning Services	120,000	135,000	133,439	(13,439)	1,561
22100	Publications and Stationery	1,070,000	1,070,000	976,998	93,002	93,002
22120	Fees	1,020,000	807,000	613,412	406,588	193,588
22900	Other Goods and Services	2,350,000	2,550,000	2,485,778	(135,778)	64,222
26	Grants	900,000	900,000	899,735	265	265
26210	Contribution to International Organisations	900,000	900,000	899,735	265	265
26210040	Eastern and Southern African Association of Accountants-Generals	900,000	900,000	899,735	265	265

STATEMENT D 1

Detailed Statement of Expenditure of the Consolidated Fund
for the financial year 2019-2020

Item No.	Details	Appropriation (a) Rs	Total Provisions* (b) Rs	Actual Expenditure (c) Rs	(Over)/Under Appropriation (a-c) Rs	(Over)/Under Total Provisions (b-c) Rs
Vote 2-9: Treasury - continued						
Capital Expenditure		4,000,000	4,000,000	2,267,069	1,732,931	1,732,931
31	Acquisition of Non-Financial Assets	4,000,000	4,000,000	2,267,069	1,732,931	1,732,931
31122	Other Machinery and Equipment	2,000,000	2,200,000	2,095,341	(95,341)	104,659
31122802	Acquisition of IT Equipment	2,000,000	2,200,000	2,095,341	(95,341)	104,659
31132	Intangible Assets	2,000,000	1,800,000	171,729	1,828,271	1,628,271
31132801	Acquisition of Software	2,000,000	1,800,000	171,729	1,828,271	1,628,271
Total - Vote 2-9: Treasury		140,000,000	140,000,000	120,627,337	19,372,663	19,372,663
Vote 2-10: Statistics Mauritius						
Recurrent Expenditure		188,000,000	188,000,000	159,207,921	28,792,079	28,792,079
21	Compensation of Employees	116,973,000	116,973,000	103,424,280	13,548,720	13,548,720
21110	Personal Emoluments	107,198,000	107,198,000	94,422,646	12,775,354	12,775,354
21110001	Basic Salary	92,273,000	92,273,000	80,132,702	12,140,298	12,140,298
21110002	Salary Compensation	2,500,000	2,500,000	2,403,525	96,475	96,475
21110004	Allowances	825,000	825,000	807,937	17,063	17,063
21110006	Cash in lieu of Leave	3,800,000	3,800,000	3,529,698	270,302	270,302
21110009	End-of-year Bonus	7,800,000	7,800,000	7,548,784	251,216	251,216
21111	Other Staff Costs	8,575,000	8,575,000	7,919,015	655,985	655,985
21111002	Travelling and Transport	8,000,000	8,000,000	7,391,524	608,476	608,476
21111100	Overtime	550,000	550,000	502,492	47,508	47,508
21111200	Staff Welfare	25,000	25,000	25,000	-	-
21210	Social Contributions	1,200,000	1,200,000	1,082,619	117,381	117,381
22	Goods and Services	70,980,000	70,980,000	55,752,542	15,227,458	15,227,458
22010	Cost of Utilities	3,470,000	3,470,000	2,441,285	1,028,715	1,028,715
22020	Fuel and Oil	350,000	350,000	122,390	227,610	227,610
22030	Rent	11,955,000	11,955,000	11,702,364	252,636	252,636
22040	Office Equipment and Furniture	900,000	900,000	753,921	146,079	146,079
22050	Office Expenses	800,000	800,000	546,404	253,596	253,596
22060	Maintenance	2,595,000	2,595,000	1,568,231	1,026,769	1,026,769
22070	Cleaning Services	175,000	175,000	150,671	24,329	24,329
22100	Publications and Stationery	1,285,000	1,285,000	1,147,908	137,092	137,092
22120	Fees	13,150,000	13,150,000	10,577,887	2,572,113	2,572,113
22130	Studies and Surveys	36,200,000	36,200,000	26,655,260	9,544,740	9,544,740
22900	Other Goods and Services	100,000	100,000	86,220	13,780	13,780
26	Grants	47,000	47,000	31,100	15,900	15,900
26210	Contribution to International Organisations	47,000	47,000	31,100	15,900	15,900
Capital Expenditure		1,000,000	1,000,000	-	1,000,000	1,000,000
31	Acquisition of Non-Financial Assets	1,000,000	1,000,000	-	1,000,000	1,000,000
31132	Intangible Assets	1,000,000	1,000,000	-	1,000,000	1,000,000
31132103	E-Business Plan	1,000,000	1,000,000	-	1,000,000	1,000,000
Total - Vote 2-10: Statistics Mauritius		189,000,000	189,000,000	159,207,921	29,792,079	29,792,079
Vote 2-11: Valuation Department						
Recurrent Expenditure		133,900,000	133,900,000	114,006,195	19,893,805	19,893,805
21	Compensation of Employees	108,763,000	108,448,000	92,703,027	16,059,973	15,744,973
21110	Personal Emoluments	92,298,000	91,955,000	81,313,604	10,984,396	10,641,396
21110001	Basic Salary	72,873,000	70,735,000	62,074,345	10,798,655	8,660,655
21110002	Salary Compensation	1,900,000	1,900,000	1,823,087	76,913	76,913
21110004	Allowances	6,800,000	8,910,000	8,874,103	(2,074,103)	35,897
21110006	Cash in lieu of Leave	4,525,000	4,210,000	3,195,925	1,329,075	1,014,075
21110009	End-of-year Bonus	6,200,000	6,200,000	5,346,143	853,857	853,857
21111	Other Staff Costs	15,520,000	15,548,000	10,556,511	4,963,489	4,991,489

STATEMENT D 1

Detailed Statement of Expenditure of the Consolidated Fund
for the financial year 2019-2020

Item No.	Details	Appropriation (a) Rs	Total Provisions* (b) Rs	Actual Expenditure (c) Rs	(Over)/Under Appropriation (a-c) Rs	(Over)/Under Total Provisions (b-c) Rs
Vote 2-11: Valuation Department - continued						
21	Compensation of Employees - contd.					
21111002	Travelling and Transport	15,000,000	15,000,000	10,023,847	4,976,153	4,976,153
21111100	Overtime	500,000	528,000	527,644	(27,644)	356
21111200	Staff Welfare	20,000	20,000	5,020	14,980	14,980
21210	Social Contributions	945,000	945,000	832,913	112,087	112,087
22	Goods and Services	25,137,000	25,452,000	21,303,168	3,833,832	4,148,832
22010	Cost of Utilities	3,850,000	3,850,000	2,288,126	1,561,874	1,561,874
22020	Fuel and Oil	75,000	75,000	60,869	14,131	14,131
22030	Rent	15,692,000	15,692,000	15,659,830	32,170	32,170
22040	Office Equipment and Furniture	550,000	550,000	137,479	412,521	412,521
22050	Office Expenses	365,000	505,000	467,564	(102,564)	37,436
22060	Maintenance	540,000	615,000	347,269	192,731	267,731
22070	Cleaning Services	270,000	270,000	224,285	45,716	45,716
22100	Publications and Stationery	580,000	680,000	477,010	102,990	202,990
22120	Fees	2,515,000	2,515,000	1,101,747	1,413,253	1,413,253
22900	Other Goods and Services	700,000	700,000	538,990	161,010	161,010
Capital Expenditure		16,100,000	16,100,000	13,187,712	2,912,288	2,912,288
31	Acquisition of Non-Financial Assets	16,100,000	16,100,000	13,187,712	2,912,288	2,912,288
31122	Other Machinery and Equipment	4,100,000	3,800,000	2,934,253	1,165,747	865,747
31122802	Acquisition of IT Equipment (N 1)	4,100,000	3,800,000	2,934,253	1,165,747	865,747
31132	Intangible Assets	12,000,000	12,300,000	10,253,459	1,746,541	2,046,541
31132801	Acquisition of Software	12,000,000	12,300,000	10,253,459	1,746,541	2,046,541
Total - Vote 2-11: Valuation Department		150,000,000	150,000,000	127,193,908	22,806,092	22,806,092
Vote 2-12: Corporate and Business Registration Department						
Recurrent Expenditure		107,200,000	107,200,000	89,308,932	17,891,068	17,891,068
21	Compensation of Employees	67,330,000	66,035,000	53,476,946	13,853,054	12,558,054
21110	Personal Emoluments	61,024,000	59,369,000	47,240,570	13,783,430	12,128,430
21110001	Basic Salary	49,924,000	48,269,000	39,014,958	10,909,042	9,254,042
21110002	Salary Compensation	1,500,000	1,500,000	1,326,586	173,414	173,414
21110004	Allowances	1,300,000	1,300,000	1,055,076	244,924	244,924
21110005	Extra Assistance	1,500,000	1,500,000	833,049	666,951	666,951
21110006	Cash in lieu of Leave	2,500,000	2,500,000	1,733,111	766,889	766,889
21110009	End-of-year Bonus	4,300,000	4,300,000	3,277,790	1,022,210	1,022,210
21111	Other Staff Costs	5,550,000	5,910,000	5,646,397	(96,397)	263,603
21111002	Travelling and Transport	4,000,000	4,000,000	3,741,717	258,283	258,283
21111100	Overtime	1,500,000	1,860,000	1,854,681	(354,681)	5,319
21111200	Staff Welfare	50,000	50,000	50,000	-	-
21210	Social Contributions	756,000	756,000	589,979	166,021	166,021
22	Goods and Services	39,780,000	41,055,000	35,744,939	4,035,061	5,310,061
22010	Cost of Utilities	3,250,000	3,550,000	3,260,360	(10,360)	289,640
22020	Fuel and Oil	75,000	75,000	52,576	22,424	22,424
22030	Rent	17,950,000	17,950,000	15,898,225	2,051,775	2,051,775
22040	Office Equipment and Furniture	1,000,000	1,150,000	828,013	171,988	321,988
22050	Office Expenses	1,150,000	1,170,000	1,008,952	141,048	161,048
22060	Maintenance	12,450,000	12,700,000	11,514,682	935,318	1,185,318
22070	Cleaning Services	100,000	105,000	102,120	(2,120)	2,880
22090	Security Services	1,100,000	1,100,000	930,030	169,970	169,970
22100	Publications and Stationery	1,265,000	1,815,000	1,648,825	(383,825)	166,175
22120	Fees	900,000	900,000	258,208	641,792	641,792
22170	Travelling within the Republic of Mauritius	200,000	200,000	8,845	191,155	191,155
22900	Other Goods and Services	340,000	340,000	234,106	105,894	105,894

STATEMENT D 1

Detailed Statement of Expenditure of the Consolidated Fund
for the financial year 2019-2020

Item No.	Details	Appropriation (a) Rs	Total Provisions* (b) Rs	Actual Expenditure (c) Rs	(Over)/Under Appropriation (a-c) Rs	(Over)/Under Total Provisions (b-c) Rs
Vote 2-12: Corporate and Business Registration Department - continued						
26	Grants	90,000	110,000	87,046	2,954	22,954
26210	Contribution to International Organisations	90,000	110,000	87,046	2,954	22,954
26210039	Corporate Registers Forum	30,000	30,000	14,826	15,174	15,174
26210156	International Association of Insolvency Regulators	60,000	80,000	72,220	(12,220)	7,780
Capital Expenditure		14,800,000	14,800,000	13,675,741	1,124,259	1,124,259
31	Acquisition of Non-Financial Assets	14,800,000	14,800,000	13,675,741	1,124,259	1,124,259
31132	Intangible Assets	14,800,000	14,800,000	13,675,741	1,124,259	1,124,259
31132401	Upgrading of ICT Infrastructure Extensible Business Reporting Language	14,800,000	14,800,000	13,675,741	1,124,259	1,124,259
Total - Vote 2-12: Corporate and Business Registration Department		122,000,000	122,000,000	102,984,673	19,015,327	19,015,327
Vote 2-13: Registrar-General's Department						
Recurrent Expenditure		103,700,000	103,700,000	89,108,398	14,591,602	14,591,602
21	Compensation of Employees	82,140,000	82,140,000	71,598,438	10,541,562	10,541,562
21110	Personal Emoluments	74,728,000	74,523,000	64,312,127	10,415,873	10,210,873
21110001	Basic Salary	62,643,000	62,413,000	54,222,004	8,420,996	8,190,996
21110002	Salary Compensation	1,725,000	1,740,000	1,732,337	(7,337)	7,663
21110004	Allowances	1,300,000	1,310,000	1,306,294	(6,294)	3,706
21110005	Extra Assistance	720,000	720,000	-	720,000	720,000
21110006	Cash in lieu of Leave	3,000,000	3,000,000	2,220,137	779,863	779,863
21110009	End-of-year Bonus	5,340,000	5,340,000	4,831,355	508,645	508,645
21111	Other Staff Costs	6,612,000	6,817,000	6,502,742	109,258	314,258
21111002	Travelling and Transport	5,600,000	5,805,000	5,781,431	(181,431)	23,569
21111100	Overtime	1,000,000	1,000,000	709,761	290,239	290,239
21111200	Staff Welfare	12,000	12,000	11,550	450	450
21210	Social Contributions	800,000	800,000	783,569	16,431	16,431
22	Goods and Services	21,560,000	21,560,000	17,509,960	4,050,040	4,050,040
22010	Cost of Utilities	400,000	400,000	326,536	73,464	73,464
22020	Fuel and Oil	50,000	50,000	25,804	24,196	24,196
22030	Rent	1,070,000	1,070,000	999,934	70,066	70,066
22040	Office Equipment and Furniture	450,000	450,000	413,605	36,396	36,396
22050	Office Expenses	700,000	700,000	577,292	122,708	122,708
22060	Maintenance	17,100,000	17,100,000	13,855,504	3,244,496	3,244,496
22100	Publications and Stationery	1,400,000	1,400,000	1,037,855	362,145	362,145
22120	Fees	300,000	300,000	210,000	90,000	90,000
22900	Other Goods and Services	90,000	90,000	63,430	26,570	26,570
Capital Expenditure		41,300,000	41,300,000	17,479,028	23,820,972	23,820,972
31	Acquisition of Non-Financial Assets	41,300,000	41,300,000	17,479,028	23,820,972	23,820,972
31112	Non-Residential Buildings	300,000	503,000	501,191	(201,191)	1,809
31112401	Upgrading of Office Buildings	300,000	503,000	501,191	(201,191)	1,809
31122	Other Machinery and Equipment	2,000,000	2,000,000	1,407,600	592,400	592,400
31122802	Acquisition of IT Equipment	2,000,000	2,000,000	1,407,600	592,400	592,400
31132	Intangible Assets	39,000,000	38,797,000	15,570,237	23,429,763	23,226,763
31132401	Upgrading of ICT Infrastructure	39,000,000	38,797,000	15,570,237	23,429,763	23,226,763
Total - Vote 2-13: Registrar-General's Department		145,000,000	145,000,000	106,587,426	38,412,574	38,412,574
Total - Prime Minister's Office, Ministry of Finance and Economic Development and External Communications		7,472,700,000	8,049,470,392	6,456,925,430	1,015,774,570	1,592,544,962

STATEMENT D 1

Detailed Statement of Expenditure of the Consolidated Fund
for the financial year 2019-2020

Item No.	Details	Appropriation (a) Rs	Total Provisions* (b) Rs	Actual Expenditure (c) Rs	(Over)/Under Appropriation (a-c) Rs	(Over)/Under Total Provisions (b-c) Rs
Vote 3-1: Deputy Prime Minister's Office, Ministry of Energy and Public Utilities						
Sub-Head 3-101: General						
Recurrent Expenditure		88,300,000	88,628,000	83,056,032	5,243,968	5,571,968
20	Allowance to Minister	2,472,000	2,472,000	2,472,000	-	-
20100	Annual Allowance	2,472,000	2,472,000	2,472,000	-	-
21	Compensation of Employees	46,428,000	46,481,000	43,227,762	3,200,238	3,253,238
21110	Personal Emoluments	41,153,000	41,153,000	38,447,613	2,705,387	2,705,387
21110001	Basic Salary	30,536,000	30,536,000	28,467,277	2,068,723	2,068,723
21110002	Salary Compensation	800,000	800,000	782,700	17,300	17,300
21110004	Allowances	3,000,000	3,000,000	2,596,788	403,212	403,212
21110005	Extra Assistance	2,500,000	2,500,000	2,324,953	175,047	175,047
21110006	Cash in lieu of Leave	1,500,000	1,500,000	1,474,150	25,850	25,850
21110009	End-of-year Bonus	2,817,000	2,817,000	2,801,746	15,254	15,254
21111	Other Staff Costs	4,875,000	4,928,000	4,384,922	490,078	543,078
21111001	Wages	50,000	103,000	102,920	(52,920)	80
21111002	Travelling and Transport	4,000,000	4,000,000	3,993,029	6,971	6,971
21111100	Overtime	800,000	800,000	263,973	536,027	536,027
21111200	Staff Welfare	25,000	25,000	25,000	-	-
21210	Social Contributions	400,000	400,000	395,227	4,773	4,773
22	Goods and Services	21,600,000	21,875,000	19,556,269	2,043,731	2,318,731
22010	Cost of Utilities	2,140,000	2,365,000	2,004,190	135,810	360,810
22020	Fuel and Oil	260,000	260,000	130,018	129,982	129,982
22030	Rent	13,755,000	13,755,000	13,751,379	3,621	3,621
22040	Office Equipment and Furniture	700,000	700,000	547,394	152,606	152,606
22050	Office Expenses	850,000	850,000	578,335	271,665	271,665
22060	Maintenance	600,000	700,000	493,118	106,882	206,882
22100	Publications and Stationery	1,600,000	1,550,000	1,293,627	306,373	256,373
22120	Fees	920,000	920,000	484,930	435,070	435,070
22170	Travelling within the Republic of Mauritius	75,000	75,000	-	75,000	75,000
22900	Other Goods and Services of which	700,000	700,000	273,279	426,721	426,721
22900955	Gender Mainstreaming	200,000	200,000	-	200,000	200,000
26	Grants	17,800,000	17,800,000	17,800,000	-	-
26313	Extra-Budgetary Units	17,800,000	17,800,000	17,800,000	-	-
26313098	Utility Regulatory Authority	17,800,000	17,800,000	17,800,000	-	-
Capital Expenditure		-	909,000	908,500	(908,500)	500
31	Acquisition of Non-Financial Assets	-	909,000	908,500	(908,500)	500
31121	Transport Equipment	-	909,000	908,500	(908,500)	500
31121801	Acquisition of Vehicles	-	909,000	908,500	(908,500)	500
Total - Sub-Head 3-101: General		88,300,000	89,537,000	83,964,532	4,335,468	5,572,468
Sub-Head 3-102: Energy Services						
Recurrent Expenditure		38,000,000	41,789,000	29,752,695	8,247,305	12,036,305
21	Compensation of Employees	7,702,000	7,231,000	5,900,123	1,801,877	1,330,877
21110	Personal Emoluments	6,857,000	6,386,000	5,144,082	1,712,918	1,241,918
21110001	Basic Salary	5,682,000	5,111,000	3,985,416	1,696,584	1,125,584
21110002	Salary Compensation	150,000	150,000	145,730	4,271	4,271
21110004	Allowances	275,000	650,000	570,465	(295,465)	79,535
21110006	Cash in lieu of Leave	275,000	125,000	104,882	170,118	20,118
21110009	End-of-year Bonus	475,000	350,000	337,589	137,411	12,411
21111	Other Staff Costs	780,000	780,000	691,041	88,959	88,959
21111002	Travelling and Transport	700,000	700,000	660,660	39,340	39,340
21111100	Overtime	75,000	75,000	25,381	49,619	49,619
21111200	Staff Welfare	5,000	5,000	5,000	-	-
21210	Social Contributions	65,000	65,000	65,000	-	-

STATEMENT D 1

Detailed Statement of Expenditure of the Consolidated Fund
for the financial year 2019-2020

Item No.	Details	Appropriation (a) Rs	Total Provisions* (b) Rs	Actual Expenditure (c) Rs	(Over)/Under Appropriation (a-c) Rs	(Over)/Under Total Provisions (b-c) Rs
Sub-Head 3-102: Energy Services - continued						
22	Goods and Services	16,883,000	21,343,000	16,549,094	333,906	4,793,906
22010	Cost of Utilities	100,000	100,000	47,028	52,972	52,972
22020	Fuel and Oil	30,000	30,000	21,034	8,966	8,966
22040	Office Equipment and Furniture	150,000	150,000	91,655	58,345	58,345
22050	Office Expenses	50,000	50,000	31,853	18,147	18,147
22060	Maintenance	260,000	260,000	250,773	9,227	9,227
22100	Publications and Stationery	3,270,000	3,270,000	1,516,065	1,753,935	1,753,935
22120	Fees	2,413,000	2,413,000	1,153,250	1,259,750	1,259,750
	of which					
	Training/Refresher courses					
	in Energy Auditing	1,000,000	1,000,000	-	1,000,000	1,000,000
22130	Studies and Surveys	7,250,000	12,085,000	11,035,550	(3,785,550)	1,049,450
22130001	Studies and Project Preparation	7,250,000	12,085,000	11,035,550	(3,785,550)	1,049,450
	of which					
	(a) Consultancy for the Adoption of Liquefied Natural Gas (LNG)	4,200,000	8,660,000	8,552,972	(4,352,972)	107,028
	(b) Consultancy on Electric vehicles	2,050,000	2,425,000	2,310,077	(260,077)	114,923
	(c) Development of guidelines for energy efficiency and energy conservation.	1,000,000	1,000,000	172,500	827,500	827,500
	(i) Hotels	1,000,000	1,000,000	172,500	827,500	827,500
22900	Other Goods and Services	3,360,000	2,985,000	2,401,885	958,115	583,115
	of which					
	(a) Energy Efficiency Management Office	350,000	350,000	118,670	231,330	231,330
	(b) Sensitization for Energy Efficiency Audit(PNEE)	1,000,000	700,000	520,000	480,000	180,000
	(c) Awareness on Energy Efficiency	500,000	425,000	378,350	121,650	46,650
	(d) Framework Air Conditioners	1,500,000	1,500,000	1,380,000	120,000	120,000
26	Grants	13,415,000	13,215,000	7,303,478	6,111,522	5,911,522
26210	Contribution to International Organisations	1,415,000	1,215,000	103,478	1,311,522	1,111,522
26210169	International Renewable Energy Agency	115,000	115,000	103,478	11,522	11,522
26210200	SADC Centre for Renewal Energy and Energy Efficiency (SACREEE)	1,300,000	1,100,000	-	1,300,000	1,100,000
26313	Extra-Budgetary Units	12,000,000	12,000,000	7,200,000	4,800,000	4,800,000
26313139	Mauritius Renewable Energy Agency (MARENA)	12,000,000	12,000,000	7,200,000	4,800,000	4,800,000
Total - Sub-Head 3-102: Energy Services		38,000,000	41,789,000	29,752,695	8,247,305	12,036,305
Sub-Head 3-103: Water Services						
Recurrent Expenditure		99,800,000	94,959,000	78,612,315	21,187,685	16,346,685
21	Compensation of Employees	45,903,000	42,767,000	38,702,588	7,200,412	4,064,412
21110	Personal Emoluments	40,673,000	37,117,000	33,611,363	7,061,637	3,505,637
21110001	Basic Salary	31,367,000	30,192,000	28,236,558	3,130,442	1,955,442
21110002	Salary Compensation	1,100,000	1,100,000	977,448	122,552	122,552
21110004	Allowances	1,500,000	1,500,000	847,834	652,166	652,166
21110005	Extra Assistance	2,500,000	119,000	-	2,500,000	119,000
21110006	Cash in lieu of Leave	1,500,000	1,500,000	1,129,725	370,275	370,275
21110009	End-of-year Bonus	2,706,000	2,706,000	2,419,798	286,202	286,202

STATEMENT D 1

Detailed Statement of Expenditure of the Consolidated Fund
for the financial year 2019-2020

Item No.	Details	Appropriation (a) Rs	Total Provisions* (b) Rs	Actual Expenditure (c) Rs	(Over)/Under Appropriation (a-c) Rs	(Over)/Under Total Provisions (b-c) Rs
Sub-Head 3-103: Water Services - continued						
21	Compensation of Employees - contd.					
21111	Other Staff Costs	4,730,000	5,150,000	4,668,626	61,374	481,374
	<i>of which</i>					
21111001	Wages	100,000	100,000	-	100,000	100,000
21111002	Travelling and Transport	3,500,000	3,920,000	3,914,327	(414,327)	5,673
21111100	Overtime	1,100,000	1,100,000	724,299	375,701	375,701
21111200	Staff Welfare	30,000	30,000	30,000	-	-
21210	Social Contributions	500,000	500,000	422,599	77,401	77,401
22	Goods and Services	53,897,000	52,192,000	39,909,727	13,987,273	12,282,273
22010	Cost of Utilities	1,275,000	1,275,000	1,068,358	206,642	206,642
22020	Fuel and Oil	300,000	475,000	435,619	(135,619)	39,381
22030	Rent	3,815,000	3,835,000	3,831,960	(16,960)	3,040
22040	Office Equipment and Furniture	275,000	275,000	162,240	112,760	112,760
22050	Office Expenses	95,000	95,000	68,337	26,663	26,663
22060	Maintenance	12,420,000	12,420,000	5,901,671	6,518,329	6,518,329
	<i>of which</i>					
22060002	Other structures - Dams	10,000,000	9,500,000	3,308,254	6,691,746	6,191,746
22070	Cleaning Services	75,000	135,000	91,076	(16,076)	43,924
22090	Security Services	4,300,000	4,300,000	3,679,655	620,345	620,345
22100	Publications and Stationery	345,000	345,000	283,457	61,543	61,543
22120	Fees	472,000	547,000	182,385	289,615	364,615
22130	Studies and Surveys	29,500,000	27,465,000	23,709,200	5,790,800	3,755,800
22130005	Studies on Water Resources and Development	29,500,000	27,465,000	23,709,200	5,790,800	3,755,800
	(a) Upgrading of La Nicoliere Reservoir	3,500,000	3,500,000	2,170,205	1,329,795	1,329,795
	(b) Dam Break Analysis	15,000,000	10,540,000	9,108,902	5,891,098	1,431,098
	(c) Pollution/Water Quality Monitoring	1,000,000	3,425,000	3,416,911	(2,416,911)	8,090
	(d) Geological/Geotechnical Investigation (La Nicoliere)	10,000,000	10,000,000	9,013,183	986,817	986,817
22900	Other Goods and Services	1,025,000	1,025,000	495,769	529,231	529,231
Capital Expenditure		959,000,000	942,091,000	472,156,426	486,843,574	469,934,574
28	Other Expense	460,000,000	460,000,000	190,122,621	269,877,379	269,877,379
28222	Transfers to Households	100,000,000	100,000,000	32,077,000	67,923,000	67,923,000
28222014	Water Tank Grant Scheme	100,000,000	100,000,000	32,077,000	67,923,000	67,923,000
28223	Transfers to Non-Financial Public Corporations	360,000,000	360,000,000	158,045,621	201,954,379	201,954,379
28223010	Central Water Authority - Pipe Replacement	250,000,000	250,000,000	133,704,704	116,295,296	116,295,296
	(a) Beau Bassin and Rose	57,750,000	53,324,000	13,052,242	44,697,758	40,271,758
	(b) Pierrefonds	8,500,000	11,500,000	9,867,495	(1,367,495)	1,632,505
	(c) Montagne Fayence - Ecoignard	21,250,000	21,250,000	14,147,773	7,102,227	7,102,227
	(d) Roche Bois - Plaine Verte	30,000,000	30,000,000	24,427,900	5,572,100	5,572,100
	(e) Cite Roche Bois	30,000,000	30,000,000	9,548,369	20,451,631	20,451,631
	(f) Alma - Malinga	22,500,000	22,500,000	21,222,108	1,277,892	1,277,892
	(g) Riviere du Rempart - Roche Noire	43,000,000	43,000,000	18,719,989	24,280,011	24,280,011
	(h) Salazie - Les Mariannes	10,000,000	11,426,000	11,425,306	(1,425,306)	694
	(i) Lallmatie - Brisee	12,500,000	12,500,000	5,355,165	7,144,835	7,144,835
	Verdiere - Laventure					
	(s) Roches Noires and Plaines des Roches regions	14,500,000	14,500,000	5,938,357	8,561,643	8,561,643
28223015	Central Water Authority - Other Water Distribution Works	110,000,000	110,000,000	24,340,917	85,659,083	85,659,083

STATEMENT D 1

Detailed Statement of Expenditure of the Consolidated Fund
for the financial year 2019-2020

Item No.	Details	Appropriation (a) Rs	Total Provisions* (b) Rs	Actual Expenditure (c) Rs	(Over)/Under Appropriation (a-c) Rs	(Over)/Under Total Provisions (b-c) Rs
Sub-Head 3-103: Water Services - continued						
28	Other Expense - contd.					
	(a) Construction of Service Reservoirs at Cluny, Riche en Eau, Balisson and Riviere Dragon	17,800,000	17,800,000	14,321,829	3,478,171	3,478,171
	(b) Construction of Service Reservoirs at Salazie and Eau Bouille	6,200,000	6,200,000	-	6,200,000	6,200,000
	(d) Containerised Pressure Filtration Plants	16,000,000	16,000,000	10,019,088	5,980,912	5,980,912
	(f) Supply, Installation and Commissioning of additional Containerised Pressure Filtration Plants	70,000,000	70,000,000	-	70,000,000	70,000,000
31	Acquisition of Non-Financial Assets	180,200,000	163,291,000	41,490,567	138,709,433	121,800,433
31112	Non-Residential Buildings	2,300,000	2,300,000	-	2,300,000	2,300,000
31112001	Construction of Buildings	2,300,000	2,300,000	-	2,300,000	2,300,000
31113	Other Structures	165,900,000	149,900,000	37,088,050	128,811,950	112,811,950
31113002	Construction of Dams	72,900,000	72,900,000	24,747,620	48,152,380	48,152,380
	(a) Bagatelle	19,000,000	19,000,000	3,111,827	15,888,173	15,888,173
	(b) Riviere des Anguilles (Consultancy)	53,900,000	53,900,000	21,635,794	32,264,206	32,264,206
31113011	Drilling of Boreholes	5,000,000	5,000,000	2,761,185	2,238,815	2,238,815
31113402	Upgrading of Dams	70,000,000	54,000,000	-	70,000,000	54,000,000
	La Ferme Dam	70,000,000	54,000,000	-	70,000,000	54,000,000
31113410	Maintenance of Feeder	18,000,000	18,000,000	9,579,245	8,420,755	8,420,755
31121	Transport Equipment	2,000,000	1,091,000	-	2,000,000	1,091,000
31121801	Acquisition of Vehicles	2,000,000	1,091,000	-	2,000,000	1,091,000
31122	Other Machinery and Equipment	10,000,000	10,000,000	4,402,516	5,597,484	5,597,484
31122827	Solar Powered LED Security Lighting around reservoirs	6,000,000	6,000,000	2,468,998	3,531,002	3,531,002
31122999	Acquisition of Other Machinery and Equipment	4,000,000	4,000,000	1,933,518	2,066,482	2,066,482
32	Acquisition of Financial Assets	318,800,000	318,800,000	240,543,238	78,256,762	78,256,762
32145	Loans	318,800,000	318,800,000	240,543,238	78,256,762	78,256,762
32145503	Central Water Authority	318,800,000	318,800,000	240,543,238	78,256,762	78,256,762
	(b) Bagatelle Water Treatment Plant and Associated Works	180,500,000	180,500,000	173,996,713	6,503,287	6,503,287
	(c) Midlands Dam/ Piton du Milieu Project	1,500,000	1,500,000	-	1,500,000	1,500,000
	(e) Pont Lardier Water Treatment Plant	10,800,000	10,800,000	3,585,912	7,214,088	7,214,088
	(f) Riviere du Poste Water Treatment Plant	35,000,000	35,000,000	18,260,610	16,739,390	16,739,390
	(g) La Nicoliere Water Treatment Plant	30,000,000	30,000,000	20,289,629	9,710,371	9,710,371
	(h) Mont Blanc Water Treatment Plant	9,000,000	9,000,000	5,016,550	3,983,450	3,983,450
	(i) Construction of New pumping station at Plaine Lauzun	2,000,000	2,550,000	2,546,824	(546,824)	3,176
	(j) Cold Potable Water Meters	50,000,000	49,450,000	16,847,000	33,153,000	32,603,000
Total - Sub-Head 3-103: Water Services		1,058,800,000	1,037,050,000	550,768,740	508,031,260	486,281,260

STATEMENT D 1

Detailed Statement of Expenditure of the Consolidated Fund
for the financial year 2019-2020

Item No.	Details	Appropriation (a) Rs	Total Provisions* (b) Rs	Actual Expenditure (c) Rs	(Over)/Under Appropriation (a-c) Rs	(Over)/Under Total Provisions (b-c) Rs
Sub-Head 3-104: Wastewater Services						
Recurrent Expenditure		1,900,000	1,900,000	1,355,043	544,957	544,957
21	Compensation of Employees	1,900,000	1,900,000	1,355,043	544,957	544,957
21110	Personal Emoluments	1,683,000	1,683,000	1,141,686	541,314	541,314
21110001	Basic Salary	1,338,000	1,338,000	957,857	380,143	380,143
21110002	Salary Compensation	45,000	45,000	36,130	8,870	8,870
21110004	Allowances	100,000	100,000	61,281	38,719	38,719
21110006	Cash in lieu of Leave	85,000	85,000	21,706	63,294	63,294
21110009	End-of-year Bonus	115,000	115,000	64,713	50,287	50,287
21111	Other Staff Costs	200,000	200,000	197,101	2,899	2,899
21111002	Travelling and Transport	200,000	200,000	197,101	2,899	2,899
21210	Social Contributions	17,000	17,000	16,256	744	744
Capital Expenditure		1,161,500,000	1,011,500,000	669,310,712	492,189,288	342,189,288
32	Acquisition of Financial Assets	1,161,500,000	1,011,500,000	669,310,712	492,189,288	342,189,288
32145	Loans	151,300,000	151,300,000	72,435,330	78,864,670	78,864,670
32145517	Wastewater Management Authority of which	151,300,000	151,300,000	72,435,330	78,864,670	78,864,670
	(a) Kensington Sewerage Project (Pte Aux Sables)	26,300,000	26,300,000	-	26,300,000	26,300,000
	(b) House Service Connections	45,000,000	45,000,000	44,095,743	904,257	904,257
	(c) Repairs/ Maintenance/ Upgrading of Sewerage Infrastructure	80,000,000	80,000,000	28,339,586	51,660,414	51,660,414
32155	Shares and Equity Participation	1,010,200,000	860,200,000	596,875,383	413,324,617	263,324,617
32155316	Wastewater Management Authority	1,010,200,000	860,200,000	596,875,383	413,324,617	263,324,617
Total - Sub-Head 3-104: Wastewater Services		1,163,400,000	1,013,400,000	670,665,755	492,734,245	342,734,245
Sub-Head 3-105: Radiation Safety and Nuclear Security Services						
Recurrent Expenditure		12,000,000	12,724,000	11,633,633	366,367	1,090,367
21	Compensation of Employees	7,283,000	7,193,000	6,762,904	520,096	430,096
21110	Personal Emoluments	6,481,000	6,391,000	6,190,496	290,504	200,504
21110001	Basic Salary	5,220,000	5,220,000	5,097,582	122,418	122,418
21110002	Salary Compensation	185,000	185,000	168,420	16,580	16,580
21110004	Allowances	300,000	350,000	324,327	(24,327)	25,673
21110006	Cash in lieu of Leave	325,000	185,000	177,281	147,719	7,719
21110009	End-of-year Bonus	451,000	451,000	422,886	28,114	28,114
21111	Other Staff Costs	697,000	697,000	500,641	196,359	196,359
21111002	Travelling and Transport	570,000	570,000	439,728	130,272	130,272
21111100	Overtime	125,000	125,000	58,913	66,087	66,087
21111200	Staff Welfare	2,000	2,000	2,000	-	-
21210	Social Contributions	105,000	105,000	71,767	33,233	33,233
22	Goods and Services	2,117,000	2,731,000	2,187,741	(70,741)	543,259
22010	Cost of Utilities	372,000	372,000	273,650	98,350	98,350
22020	Fuel and Oil	75,000	75,000	46,172	28,828	28,828
22030	Rent	460,000	1,311,000	1,310,800	(850,800)	200
22040	Office Equipment and Furniture	100,000	100,000	49,840	50,160	50,160
22050	Office Expenses	30,000	30,000	23,367	6,633	6,633
22060	Maintenance	175,000	175,000	35,920	139,080	139,080
22090	Security Services	300,000	63,000	46,458	253,542	16,542
22100	Publications and Stationery	95,000	95,000	51,749	43,251	43,251
22120	Fees	400,000	400,000	279,860	120,140	120,140
22900	Other Goods and Services	110,000	110,000	69,924	40,076	40,076

STATEMENT D 1

Detailed Statement of Expenditure of the Consolidated Fund
for the financial year 2019-2020

Item No.	Details	Appropriation (a) Rs	Total Provisions* (b) Rs	Actual Expenditure (c) Rs	(Over)/Under Appropriation (a-c) Rs	(Over)/Under Total Provisions (b-c) Rs
Sub-Head 3-105: Radiation Safety and Nuclear Security Services - continued						
26	Grants	2,600,000	2,800,000	2,682,987	(82,987)	117,013
26210	Contribution to International Organisations	2,600,000	2,800,000	2,682,987	(82,987)	117,013
26210074	International Atomic and Energy Agency (Regular Budget)	2,100,000	2,300,000	2,283,763	(183,763)	16,237
26210075	International Atomic and Energy Agency (Technical Cooperation Fund)	500,000	500,000	399,225	100,775	100,775
Capital Expenditure		9,500,000	9,500,000	612,445	8,887,555	8,887,555
31	Acquisition of Non-Financial Assets	9,500,000	9,500,000	612,445	8,887,555	8,887,555
31112	Non-Residential Buildings	6,500,000	6,500,000	-	6,500,000	6,500,000
31112001	Construction of Buildings	6,500,000	6,500,000	-	6,500,000	6,500,000
31122	Other Machinery and Equipment	2,500,000	2,500,000	365,747	2,134,253	2,134,253
31122802	Acquisition of IT Equipment	2,200,000	2,130,000	-	2,200,000	2,130,000
31133	Furniture, Fixtures and Fittings	500,000	500,000	246,698	253,302	253,302
Total - Sub-Head 3-105: Radiation Safety and Nuclear Security Services		21,500,000	22,224,000	12,246,078	9,253,922	9,977,922
Total - Vote 3-1: Deputy Prime Minister's Office, Ministry of Energy and Public Utilities		2,370,000,000	2,204,000,000	1,347,397,800	1,022,602,200	856,602,200
Minister Mentor's Office, Ministry of Defence and Rodrigues						
Vote 4-1: Minister Mentor's Office, Ministry of Defence and Rodrigues						
Recurrent Expenditure		55,500,000	55,500,000	44,399,579	11,100,421	11,100,421
20	Allowance to Minister	2,400,000	2,400,000	873,333	1,526,667	1,526,667
20100	Annual Allowance	2,400,000	2,400,000	873,333	1,526,667	1,526,667
21	Compensation of Employees	32,670,000	32,670,000	29,160,631	3,509,369	3,509,369
21110	Personal Emoluments	28,750,000	28,693,000	25,320,498	3,429,502	3,372,502
21110001	Basic Salary	18,830,000	18,773,000	17,217,319	1,612,681	1,555,681
21110002	Salary Compensation	570,000	570,000	560,342	9,658	9,658
21110004	Allowances	2,000,000	2,000,000	791,298	1,208,702	1,208,702
21110005	Extra Assistance	4,500,000	4,500,000	4,148,640	351,360	351,360
21110006	Cash in lieu of Leave	1,000,000	1,000,000	946,550	53,450	53,450
21110009	End-of-year Bonus	1,850,000	1,850,000	1,656,350	193,650	193,650
21111	Other Staff Costs	3,620,000	3,635,000	3,512,252	107,748	122,748
21111001	Wages	110,000	125,000	122,460	(12,460)	2,541
21111002	Travelling and Transport	2,500,000	2,500,000	2,411,579	88,421	88,421
21111100	Overtime	1,000,000	1,000,000	968,214	31,786	31,786
21111200	Staff Welfare	10,000	10,000	10,000	-	-
21210	Social Contributions	300,000	342,000	327,881	(27,881)	14,119
22	Goods and Services	13,430,000	13,430,000	8,865,615	4,564,385	4,564,385
22010	Cost of Utilities	1,640,000	1,640,000	650,974	989,026	989,026
22020	Fuel and Oil	500,000	500,000	390,046	109,954	109,954
22040	Office Equipment and Furniture	1,000,000	1,000,000	859,741	140,259	140,259
22050	Office Expenses	440,000	440,000	418,992	21,008	21,008
22060	Maintenance	750,000	750,000	519,106	230,894	230,894
22100	Publications and Stationery	850,000	850,000	582,383	267,617	267,617
22120	Fees	400,000	400,000	340,706	59,294	59,294
22170	Travelling within the Republic of Mauritius	700,000	700,000	154,110	545,890	545,890

STATEMENT D 1

Detailed Statement of Expenditure of the Consolidated Fund
for the financial year 2019-2020

Item No.	Details	Appropriation (a) Rs	Total Provisions* (b) Rs	Actual Expenditure (c) Rs	(Over)/Under Appropriation (a-c) Rs	(Over)/Under Total Provisions (b-c) Rs
Vote 4-1: Minister Mentor's Office, Ministry of Defence and Rodrigues - continued						
22	Goods and Services - contd.					
22900	Other Goods and Services	7,150,000	7,150,000	4,949,557	2,200,443	2,200,443
	<i>of which</i>					
22900955	Gender Mainstreaming	200,000	200,000	-	200,000	200,000
22900984	Expenses icw National Drug Secretariat	3,500,000	3,500,000	2,137,083	1,362,917	1,362,917
26	Grants	7,000,000	7,000,000	5,500,000	1,500,000	1,500,000
26313	Extra-Budgetary Units	7,000,000	7,000,000	5,500,000	1,500,000	1,500,000
26313024	Chagosian Welfare Fund	7,000,000	7,000,000	5,500,000	1,500,000	1,500,000
Total - Vote 4-1: Minister Mentor's Office, Ministry of Defence and Rodrigues		55,500,000	55,500,000	44,399,579	11,100,421	11,100,421
Vote 4-2: Continental Shelf and Maritime Zones Administration and Exploration						
Recurrent Expenditure		29,500,000	29,500,000	21,133,852	8,366,148	8,366,148
21	Compensation of Employees	12,790,000	13,055,000	12,960,840	(170,840)	94,160
21110	Personal Emoluments	11,580,000	11,799,000	11,717,593	(137,593)	81,407
21110001	Basic Salary	9,925,000	9,925,000	9,860,537	64,463	64,463
21110002	Salary Compensation	200,000	250,000	247,020	(47,020)	2,980
21110004	Allowances	555,000	724,000	715,204	(160,204)	8,796
21110006	Cash in lieu of Leave	100,000	100,000	94,832	5,168	5,168
21110009	End-of-year Bonus	800,000	800,000	800,000	-	-
21111	Other Staff Costs	1,115,000	1,161,000	1,148,571	(33,571)	12,429
21111001	Wages	110,000	110,000	106,900	3,100	3,100
21111002	Travelling and Transport	950,000	996,000	994,798	(44,798)	1,202
21111100	Overtime	50,000	50,000	41,873	8,127	8,127
21111200	Staff Welfare	5,000	5,000	5,000	-	-
21210	Social Contributions	95,000	95,000	94,676	324	324
22	Goods and Services	16,710,000	16,445,000	8,173,012	8,536,988	8,271,988
22010	Cost of Utilities	860,000	860,000	761,404	98,596	98,596
22020	Fuel and Oil	400,000	400,000	126,425	273,575	273,575
22030	Rent	2,775,000	2,775,000	2,749,156	25,844	25,844
22040	Office Equipment and Furniture	850,000	850,000	292,744	557,256	557,256
22050	Office Expenses	155,000	155,000	127,845	27,155	27,155
22060	Maintenance	800,000	800,000	95,579	704,421	704,421
22070	Cleaning Services	100,000	100,000	87,300	12,700	12,700
22100	Publications and Stationery	310,000	310,000	49,860	260,140	260,140
22120	Fees	600,000	600,000	368,217	231,783	231,783
22130	Studies and Surveys	8,600,000	8,335,000	3,244,085	5,355,915	5,090,915
22170	Travelling within the Republic of Mauritius	200,000	200,000	-	200,000	200,000
22900	Other Goods and Services	1,060,000	1,060,000	270,397	789,603	789,603
Capital Expenditure		4,000,000	4,000,000	-	4,000,000	4,000,000
31	Acquisition of Non-Financial Assets	4,000,000	4,000,000	-	4,000,000	4,000,000
31122	Other Machinery and Equipment	4,000,000	4,000,000	-	4,000,000	4,000,000
31122828	Acquisition of Survey Equipment	4,000,000	4,000,000	-	4,000,000	4,000,000
Total - Vote 4-2: Continental Shelf and Maritime Zones Administration and Exploration		33,500,000	33,500,000	21,133,852	12,366,148	12,366,148
Vote 4-3: Rodrigues						
Recurrent Expenditure		3,088,000,000	3,459,300,000	3,251,428,822	(163,428,822)	207,871,178
21	Compensation of Employees	8,282,000	8,282,000	7,062,852	1,219,148	1,219,148
21110	Personal Emoluments	7,029,000	7,029,000	6,035,971	993,029	993,029
21110001	Basic Salary	5,834,000	5,806,600	5,168,189	665,811	638,411

STATEMENT D 1

Detailed Statement of Expenditure of the Consolidated Fund
for the financial year 2019-2020

Item No.	Details	Appropriation (a) Rs	Total Provisions* (b) Rs	Actual Expenditure (c) Rs	(Over)/Under Appropriation (a-c) Rs	(Over)/Under Total Provisions (b-c) Rs
Vote 4-3: Rodrigues - continued						
21	Compensation of Employees - contd.					
21110002	Salary Compensation	235,000	262,400	234,999	1	27,401
21110004	Allowances	160,000	160,000	37,866	122,134	122,134
21110006	Cash in lieu of Leave	280,000	280,000	154,305	125,695	125,695
21110009	End-of-year Bonus	520,000	520,000	440,612	79,388	79,388
21111	Other Staff Costs	1,153,000	1,153,000	928,768	224,232	224,232
21111002	Travelling and Transport	550,000	550,000	444,408	105,592	105,592
21111100	Overtime	600,000	600,000	481,360	118,640	118,640
21111200	Staff Welfare	3,000	3,000	3,000	-	-
21210	Social Contributions	100,000	100,000	98,112	1,888	1,888
22	Goods and Services	12,718,000	3,828,600	3,150,010	9,567,990	678,590
22010	Cost of Utilities	157,000	157,000	89,863	67,137	67,137
22020	Fuel and Oil	50,000	50,000	22,763	27,237	27,237
22030	Rent	12,000	12,000	-	12,000	12,000
22040	Office Equipment and Furniture	160,000	160,000	96,122	63,878	63,878
22050	Office Expenses	57,000	57,000	34,856	22,144	22,144
22060	Maintenance	774,000	1,539,600	1,372,280	(598,280)	167,320
22070	Cleaning Services	20,000	20,000	7,493	12,507	12,507
22100	Publications and Stationery	113,000	113,000	22,011	90,989	90,989
22120	Fees	1,025,000	1,370,000	1,367,968	(342,968)	2,032
	of which					
	Study on Professional Training Needs in Rodrigues - AFD Financed	1,000,000	1,345,000	1,342,968	(342,968)	2,032
22170	Travelling within the Republic of Mauritius	250,000	250,000	98,634	151,366	151,366
22900	Other Goods and Services	10,100,000	100,000	38,020	10,061,980	61,980
	of which					
	GCCA - Climate Smart Agriculture - EU Financed	10,000,000	-	-	10,000,000	-
25	Subsidies	92,000,000	75,889,400	69,915,961	22,084,040	5,973,440
25110	Non-Financial Public Corporations	92,000,000	75,889,400	69,915,961	22,084,040	5,973,440
25110011	Special Rodrigues Holiday Package	62,000,000	50,889,400	46,571,923	15,428,077	4,317,477
25110012	Subsidy on Airfare from Rodrigues	30,000,000	25,000,000	23,344,038	6,655,963	1,655,963
26	Grants	2,975,000,000	3,371,300,000	3,171,300,000	(196,300,000)	200,000,000
26311	Other General Government Units	2,975,000,000	3,371,300,000	3,171,300,000	(196,300,000)	200,000,000
26311001	Rodrigues Regional Assembly	2,975,000,000	3,371,300,000	3,171,300,000	(196,300,000)	200,000,000
Capital Expenditure		825,000,000	706,500,000	706,490,778	118,509,222	9,222
26	Grants	825,000,000	706,500,000	706,490,778	118,509,222	9,222
26321	Other General Government Units	825,000,000	706,500,000	706,490,778	118,509,222	9,222
26321001	Rodrigues Regional Assembly	825,000,000	706,500,000	706,490,778	118,509,222	9,222
Total - Vote 4-3: Rodrigues		3,913,000,000	4,165,800,000	3,957,919,600	(44,919,600)	207,880,400
Vote 4-4: Reform Institutions and Rehabilitation						
Recurrent Expenditure		93,000,000	93,000,000	79,149,371	13,850,629	13,850,629
21	Compensation of Employees	74,790,000	74,790,000	66,649,573	8,140,427	8,140,427
21110	Personal Emoluments	65,280,000	65,280,000	58,656,074	6,623,926	6,623,926
21110001	Basic Salary	51,880,000	51,760,000	46,200,094	5,679,906	5,559,906
21110002	Salary Compensation	1,600,000	1,720,000	1,718,922	(118,922)	1,078
21110004	Allowances	5,500,000	5,500,000	4,823,546	676,454	676,454
21110006	Cash in lieu of Leave	2,000,000	2,000,000	1,904,263	95,737	95,737

STATEMENT D 1

Detailed Statement of Expenditure of the Consolidated Fund
for the financial year 2019-2020

Item No.	Details	Appropriation (a) Rs	Total Provisions* (b) Rs	Actual Expenditure (c) Rs	(Over)/Under Appropriation (a-c) Rs	(Over)/Under Total Provisions (b-c) Rs
Vote 4-4: Reform Institutions and Rehabilitation - continued						
21	Compensation of Employees - contd.					
21110009	End-of-year Bonus	4,300,000	4,300,000	4,009,248	290,752	290,752
21111	Other Staff Costs	8,710,000	8,710,000	7,255,206	1,454,794	1,454,794
21111002	Travelling and Transport	7,600,000	7,600,000	6,550,652	1,049,348	1,049,348
21111100	Overtime	1,100,000	1,100,000	696,190	403,810	403,810
21111200	Staff Welfare	10,000	10,000	8,364	1,636	1,636
21210	Social Contributions	800,000	800,000	738,293	61,707	61,707
22	Goods and Services	14,415,000	14,415,000	8,704,797	5,710,203	5,710,203
22010	Cost of Utilities	2,100,000	2,100,000	1,591,417	508,583	508,583
22020	Fuel and Oil	100,000	100,000	600	99,400	99,400
22030	Rent	2,900,000	2,900,000	2,284,408	615,593	615,593
22040	Office Equipment and Furniture	1,500,000	1,500,000	952,575	547,426	547,426
22050	Office Expenses	460,000	460,000	404,001	55,999	55,999
22060	Maintenance	795,000	795,000	249,156	545,844	545,844
22070	Cleaning Services	370,000	370,000	88,674	281,326	281,326
22090	Security Services	35,000	35,000	22,000	13,000	13,000
22100	Publications and Stationery	670,000	670,000	235,738	434,263	434,263
22120	Fees	2,350,000	2,350,000	1,635,342	714,658	714,658
22900	Other Goods and Services	3,135,000	3,135,000	1,240,888	1,894,112	1,894,112
22900958	Running Expenses i.c.w Small Homes	1,500,000	1,500,000	-	1,500,000	1,500,000
28	Other Expense	3,795,000	3,795,000	3,795,000	-	-
28211	Transfers to Non-Profit Institutions	3,795,000	3,795,000	3,795,000	-	-
28211049	Probation Home for Girls	2,260,000	2,260,000	2,260,000	-	-
28211050	Probation Home for Boys	1,535,000	1,535,000	1,535,000	-	-
Capital Expenditure		8,500,000	8,500,000	1,433,296	7,066,704	7,066,704
31	Acquisition of Non-Financial Assets	8,500,000	8,500,000	1,433,296	7,066,704	7,066,704
31111	Dwellings	5,500,000	5,500,000	671,357	4,828,643	4,828,643
31111404	Upgrading of Rehabilitation Youth Centres (N 1)	5,500,000	5,500,000	671,357	4,828,643	4,828,643
31112	Non-Residential Buildings	3,000,000	3,000,000	761,940	2,238,060	2,238,060
31112401	Upgrading of Probation Offices (N 1)	3,000,000	3,000,000	761,940	2,238,060	2,238,060
Total - Vote 4-4: Reform Institutions and Rehabilitation		101,500,000	101,500,000	80,582,667	20,917,333	20,917,333
Vote 4-5: Police Service						
Sub-Head 4-501: General						
Recurrent Expenditure		2,170,000,000	1,888,958,108	1,841,629,814	328,370,186	47,328,294
21	Compensation of Employees	1,095,995,000	1,085,745,000	1,071,042,975	24,952,025	14,702,025
21110	Personal Emoluments	1,009,395,000	1,002,845,000	988,606,405	20,788,595	14,238,595
21110001	Basic Salary	754,495,000	708,565,000	706,956,031	47,538,969	1,608,969
21110002	Salary Compensation	23,000,000	25,400,000	25,202,031	(2,202,031)	197,969
21110004	Allowances	135,000,000	172,000,000	159,787,728	(24,787,728)	12,212,272
21110005	Extra Assistance	1,000,000	2,580,000	2,494,417	(1,494,417)	85,583
21110006	Cash in lieu of Leave	33,000,000	33,000,000	32,999,568	432	432
21110009	End-of-year Bonus	62,900,000	61,300,000	61,166,629	1,733,371	133,371
21111	Other Staff Costs	73,300,000	69,600,000	69,136,570	4,163,430	463,430
21111002	Travelling and Transport	60,500,000	56,800,000	56,588,854	3,911,146	211,146
21111100	Overtime	12,000,000	12,000,000	11,864,085	135,915	135,915
21111200	Staff Welfare	800,000	800,000	683,632	116,369	116,369
21210	Social Contributions	13,300,000	13,300,000	13,300,000	-	-

STATEMENT D 1

Detailed Statement of Expenditure of the Consolidated Fund
for the financial year 2019-2020

Item No.	Details	Appropriation (a) Rs	Total Provisions* (b) Rs	Actual Expenditure (c) Rs	(Over)/Under Appropriation (a-c) Rs	(Over)/Under Total Provisions (b-c) Rs
Sub-Head 4-501: General - continued						
22	Goods and Services	1,070,975,000	800,183,108	768,217,755	302,757,245	31,965,353
22010	Cost of Utilities	34,300,000	36,300,000	36,137,226	(1,837,226)	162,774
22020	Fuel and Oil	27,000,000	27,000,000	26,890,312	109,688	109,688
22030	Rent	73,100,000	74,700,000	74,176,472	(1,076,472)	523,528
	<i>of which</i>					
22030001	Rental of Building	23,500,000	23,500,000	22,997,430	502,570	502,570
22030007	Rental of Lines for CCTV and other Security Network	45,000,000	45,000,000	45,000,000	-	-
22040	Office Equipment and Furniture	4,000,000	4,000,000	3,969,545	30,455	30,455
22050	Office Expenses	2,000,000	2,000,000	1,598,147	401,853	401,853
22060	Maintenance	89,800,000	129,900,000	122,885,623	(33,085,623)	7,014,377
	<i>of which</i>					
22060003	Plant and Equipment	5,000,000	5,000,000	3,960,710	1,039,290	1,039,290
22060004	Vehicles and Motorcycles	21,000,000	21,000,000	17,409,194	3,590,806	3,590,806
22060005	IT Equipment	55,000,000	95,100,000	95,100,000	(40,100,000)	-
22070	Cleaning Services	1,800,000	1,800,000	1,797,583	2,417	2,417
22100	Publications and Stationery	10,200,000	10,200,000	8,170,477	2,029,523	2,029,523
22120	Fees	16,625,000	18,125,000	16,693,567	(68,567)	1,431,433
22140	Medical Supplies, Drugs and Equipment	8,000,000	8,000,000	6,625,747	1,374,253	1,374,253
22150	Scientific and Laboratory Equipment and Supplies	600,000	600,000	600,000	-	-
22170	Travelling within the Republic of Mauritius	5,000,000	5,800,000	4,376,427	623,574	1,423,574
22900	Other Goods and Services	798,550,000	481,758,108	464,296,629	334,253,371	17,461,479
	<i>of which</i>					
22900001	Uniforms	60,000,000	60,000,000	60,000,000	-	-
22900005	Provisions and Stores	70,000,000	80,000,000	79,712,585	(9,712,585)	287,415
22900012	Passports	21,000,000	21,000,000	16,615,193	4,384,807	4,384,807
22900973	Expenses i.c.w Safe City Project	642,000,000	306,008,108	295,089,123	346,910,877	10,918,985
26	Grants	2,580,000	2,580,000	2,120,548	459,452	459,452
26210	Contribution to International Organisations	2,580,000	2,580,000	2,120,548	459,452	459,452
26210021	Interpol	2,065,000	2,065,000	1,765,884	299,116	299,116
26210022	International Association of Chief of Police	150,000	150,000	-	150,000	150,000
26210194	Southern African Regional Police Chiefs Cooperation	365,000	365,000	354,664	10,336	10,336
27	Social Benefits	100,000	100,000	100,000	-	-
27210	Social Assistance Benefits	100,000	100,000	100,000	-	-
28	Other Expense	350,000	350,000	148,536	201,464	201,464
28217	Other	350,000	350,000	148,536	201,464	201,464
28217001	Insurance	350,000	350,000	148,536	201,464	201,464
Capital Expenditure		281,400,000	267,400,000	262,530,469	18,869,531	4,869,531
31	Acquisition of Non-Financial Assets	281,400,000	267,400,000	262,530,469	18,869,531	4,869,531
31112	Non-Residential Buildings	8,900,000	-	-	8,900,000	-
	<i>of which</i>					
31112049	Construction of Mauritius Disciplined Forces Academy	8,900,000	-	-	8,900,000	-
31121	Transport Equipment	95,000,000	113,100,000	113,100,000	(18,100,000)	-
31121801	Acquisition of Vehicles	95,000,000	113,100,000	113,100,000	(18,100,000)	-
31122	Other Machinery and Equipment	24,000,000	24,000,000	21,239,370	2,760,630	2,760,630
31122802	Acquisition of IT Equipment	15,000,000	15,000,000	14,948,318	51,682	51,682
31122806	Acquisition of Generators	1,000,000	1,000,000	1,000,000	-	-
31122999	Acquisition of Other Machinery and Equipment	8,000,000	8,000,000	5,291,052	2,708,948	2,708,948

STATEMENT D 1

Detailed Statement of Expenditure of the Consolidated Fund
for the financial year 2019-2020

Item No.	Details	Appropriation (a) Rs	Total Provisions* (b) Rs	Actual Expenditure (c) Rs	(Over)/Under Appropriation (a-c) Rs	(Over)/Under Total Provisions (b-c) Rs
Sub-Head 4-501: General - continued						
31	Acquisition of Non-Financial Assets - contd.					
31132	Intangible Assets	150,000,000	126,800,000	125,014,514	24,985,486	1,785,486
31132401	e-Government Projects- Implementation of Advance Passenger Information System (APIS) (N 1)	150,000,000	126,800,000	125,014,514	24,985,486	1,785,486
31133	Furniture, Fixtures and Fittings	3,500,000	3,500,000	3,176,586	323,414	323,414
Total - Sub-Head 4-501: General		2,451,400,000	2,156,358,108	2,104,160,283	347,239,717	52,197,825
Sub-Head 4-502: Crime Control and Investigation						
Recurrent Expenditure		3,584,100,000	3,574,700,000	3,510,126,705	73,973,295	64,573,295
21	Compensation of Employees	3,345,980,000	3,336,580,000	3,280,591,995	65,388,005	55,988,005
21110	Personal Emoluments	3,105,480,000	3,103,480,000	3,054,128,016	51,351,984	49,351,984
21110001	Basic Salary	2,356,980,000	2,227,780,000	2,217,629,550	139,350,450	10,150,450
21110002	Salary Compensation	75,000,000	87,200,000	86,973,007	(11,973,007)	226,993
21110004	Allowances	385,000,000	500,000,000	467,543,266	(82,543,266)	32,456,734
21110006	Cash in lieu of Leave	92,500,000	92,500,000	92,495,292	4,708	4,708
21110009	End-of-year Bonus	196,000,000	196,000,000	189,486,902	6,513,098	6,513,098
21111	Other Staff Costs	204,500,000	197,100,000	190,463,979	14,036,021	6,636,021
21111002	Travelling and Transport	196,000,000	184,400,000	182,258,449	13,741,551	2,141,551
21111100	Overtime	8,500,000	12,700,000	8,205,530	294,470	4,494,470
21210	Social Contributions	36,000,000	36,000,000	36,000,000	-	-
22	Goods and Services	238,120,000	238,120,000	229,534,709	8,585,291	8,585,291
22010	Cost of Utilities	61,850,000	61,850,000	60,848,030	1,001,970	1,001,970
22020	Fuel and Oil	55,000,000	55,000,000	54,999,960	40	40
22030	Rent	17,200,000	17,200,000	16,265,360	934,640	934,640
	of which					
22030001	Rental of Building	8,000,000	8,000,000	7,353,521	646,479	646,479
22030007	Rental of lines for CCTV and other Security Network	8,000,000	8,000,000	7,998,142	1,858	1,858
22040	Office Equipment and Furniture	3,000,000	3,000,000	2,921,999	78,001	78,001
22050	Office Expenses	2,800,000	2,800,000	1,701,810	1,098,190	1,098,190
22060	Maintenance	83,820,000	83,820,000	79,368,106	4,451,894	4,451,894
	of which					
22060001	Buildings	10,500,000	10,500,000	9,729,514	770,486	770,486
22060004	Vehicles and Motorcycles	60,000,000	60,000,000	59,046,485	953,515	953,515
22070	Cleaning Services	2,800,000	2,800,000	2,799,987	13	13
22100	Publications and Stationery	9,050,000	9,050,000	8,421,391	628,609	628,609
22900	Other Goods and Services	2,600,000	2,600,000	2,208,066	391,934	391,934
Capital Expenditure		79,700,000	83,400,000	78,959,339	740,661	4,440,661
31	Acquisition of Non-Financial Assets	79,700,000	83,400,000	78,959,339	740,661	4,440,661
31112	Non-Residential Buildings	77,700,000	81,400,000	76,960,439	739,561	4,439,561
31112012	Construction of Police Stations	22,700,000	15,900,000	11,779,303	10,920,697	4,120,697
	(a) St. Pierre Police Station	3,200,000	400,000	376,988	2,823,012	23,012
	(b) Cent Gaulette Police Station	1,500,000	-	-	1,500,000	-
	(d) Camp Diable Police Station	3,800,000	3,800,000	-	3,800,000	3,800,000
	(e) Pamplemousses Police Station	9,000,000	5,200,000	4,913,093	4,086,907	286,907
	(i) Grande Montagne Police Station	5,200,000	6,500,000	6,489,221	(1,289,221)	10,779

STATEMENT D 1

Detailed Statement of Expenditure of the Consolidated Fund
for the financial year 2019-2020

Item No.	Details	Appropriation (a) Rs	Total Provisions* (b) Rs	Actual Expenditure (c) Rs	(Over)/Under Appropriation (a-c) Rs	(Over)/Under Total Provisions (b-c) Rs
Sub-Head 4-502: Crime Control and Investigation - continued						
31	Acquisition of Non-Financial Assets - contd.					
31112013	Construction of Police District Headquarters - New Metropolitan North Divisional Headquarters at Abercrombie	25,000,000	42,000,000	41,874,392	(16,874,392)	125,608
31112014	Construction of Regional Detention Centres - Piton (N 1)	25,000,000	42,000,000	41,874,392	(16,874,392)	125,608
31112014	Construction of Regional Detention Centres - Piton (N 1)	30,000,000	23,500,000	23,306,744	6,693,256	193,256
31122	Other Machinery and Equipment	2,000,000	2,000,000	1,998,899	1,101	1,101
31122999	Acquisition of Other Machinery and Equipment	2,000,000	2,000,000	1,998,899	1,101	1,101
Total - Sub-Head 4-502: Crime Control and Investigation		3,663,800,000	3,658,100,000	3,589,086,043	74,713,957	69,013,957
Sub-Head 4-503: Road and Public Safety						
Recurrent Expenditure		217,000,000	224,600,000	219,337,579	(2,337,579)	5,262,421
21	Compensation of Employees	181,550,000	189,150,000	186,952,809	(5,402,809)	2,197,191
21110	Personal Emoluments	173,221,000	180,821,000	178,922,087	(5,701,087)	1,898,913
21110001	Basic Salary	131,371,000	131,771,000	131,758,456	(387,456)	12,544
21110002	Salary Compensation	3,900,000	5,100,000	5,007,349	(1,107,349)	92,651
21110004	Allowances	21,000,000	27,000,000	25,247,401	(4,247,401)	1,752,599
21110006	Cash in lieu of Leave	6,000,000	6,000,000	5,962,241	37,759	37,759
21110009	End-of-year Bonus	10,950,000	10,950,000	10,946,640	3,360	3,360
21111	Other Staff Costs	6,300,000	6,300,000	6,001,787	298,213	298,213
21111002	Travelling and Transport	6,200,000	6,200,000	5,919,128	280,872	280,872
21111100	Overtime	100,000	100,000	82,660	17,340	17,340
21210	Social Contributions	2,029,000	2,029,000	2,028,935	65	65
22	Goods and Services	35,450,000	35,450,000	32,384,769	3,065,231	3,065,231
22010	Cost of Utilities	3,500,000	3,500,000	3,356,086	143,914	143,914
22020	Fuel and Oil	10,500,000	10,500,000	10,499,634	366	366
22040	Office Equipment and Furniture	100,000	100,000	69,382	30,619	30,619
22050	Office Expenses	2,100,000	2,100,000	1,917,757	182,244	182,244
22060	Maintenance	16,900,000	16,900,000	15,086,486	1,813,514	1,813,514
22060004	Vehicles and Motorcycles	14,000,000	14,000,000	12,469,998	1,530,002	1,530,002
22060005	IT Equipment	1,500,000	1,500,000	1,311,488	188,512	188,512
22100	Publications and Stationery	900,000	900,000	554,063	345,937	345,937
22140	Medical Supplies, Drugs and Equipment	1,000,000	1,000,000	594,419	405,581	405,581
22900	Other Goods and Services	450,000	450,000	306,944	143,057	143,057
Capital Expenditure		14,300,000	14,300,000	12,262,920	2,037,080	2,037,080
31	Acquisition of Non-Financial Assets	14,300,000	14,300,000	12,262,920	2,037,080	2,037,080
31113	Other Structures	8,700,000	8,700,000	6,932,118	1,767,882	1,767,882
31113043	Driving License and Test Centre	8,700,000	8,700,000	6,932,118	1,767,882	1,767,882
	(a) Les Casernes, Curepipe	2,700,000	2,700,000	932,118	1,767,882	1,767,882
	(b) Flacq	6,000,000	6,000,000	6,000,000	-	-
31122	Other Machinery and Equipment	4,600,000	4,600,000	4,330,802	269,198	269,198
31122999	Acquisition of Other Machinery and Equipment	4,600,000	4,600,000	4,330,802	269,198	269,198
31132	Intangible Assets	1,000,000	1,000,000	1,000,000	-	-
31132401	e-Government Projects - Implementation of e-Business Plan for Traffic Branch	1,000,000	1,000,000	1,000,000	-	-
Total - Sub-Head 4-503: Road and Public Safety		231,300,000	238,900,000	231,600,498	(300,498)	7,299,502

STATEMENT D 1

Detailed Statement of Expenditure of the Consolidated Fund
for the financial year 2019-2020

Item No.	Details	Appropriation (a) Rs	Total Provisions* (b) Rs	Actual Expenditure (c) Rs	(Over)/Under Appropriation (a-c) Rs	(Over)/Under Total Provisions (b-c) Rs
Sub-Head 4-504: Support to Community						
Recurrent Expenditure		46,700,000	55,700,000	53,444,352	(6,744,352)	2,255,648
21	Compensation of Employees	45,209,000	54,209,000	52,441,762	(7,232,762)	1,767,238
21110	Personal Emoluments	42,663,000	50,863,000	49,846,032	(7,183,032)	1,016,968
21110001	Basic Salary	32,677,000	38,177,000	38,171,181	(5,494,181)	5,819
21110002	Salary Compensation	1,060,000	1,310,000	1,300,004	(240,004)	9,996
21110004	Allowances	4,600,000	7,050,000	6,048,846	(1,448,846)	1,001,154
21110006	Cash in lieu of Leave	1,600,000	1,600,000	1,600,000	-	-
21110009	End-of-year Bonus	2,726,000	2,726,000	2,726,000	-	-
21111	Other Staff Costs	2,100,000	2,700,000	2,108,730	(8,730)	591,270
21111002	Travelling and Transport	2,100,000	2,700,000	2,108,730	(8,730)	591,270
21210	Social Contributions	446,000	646,000	487,000	(41,000)	159,000
22	Goods and Services	1,491,000	1,491,000	1,002,590	488,410	488,410
22010	Cost of Utilities	350,000	350,000	349,382	618	618
22020	Fuel and Oil	150,000	150,000	150,000	-	-
22050	Office Expenses	18,000	18,000	1,000	17,000	17,000
22060	Maintenance	700,000	700,000	441,040	258,960	258,960
22100	Publications and Stationery	73,000	73,000	50,911	22,089	22,089
22900	Other Goods and Services	200,000	200,000	10,257	189,743	189,743
Capital Expenditure		2,000,000	2,000,000	777,250	1,222,750	1,222,750
31	Acquisition of Non-Financial Assets	2,000,000	2,000,000	777,250	1,222,750	1,222,750
31122	Other Machinery and Equipment	2,000,000	2,000,000	777,250	1,222,750	1,222,750
31122999	Acquisition of Other Machinery and Equipment	2,000,000	2,000,000	777,250	1,222,750	1,222,750
Total - Sub-Head 4-504: Support to Community		48,700,000	57,700,000	54,221,602	(5,521,602)	3,478,398
Sub-Head 4-505: Combating Drugs						
Recurrent Expenditure		239,100,000	260,300,000	256,432,237	(17,332,237)	3,867,763
21	Compensation of Employees	215,865,000	236,265,000	235,367,167	(19,502,167)	897,833
21110	Personal Emoluments	202,298,000	221,898,000	221,439,456	(19,141,456)	458,544
21110001	Basic Salary	148,518,000	149,718,000	149,286,050	(768,050)	431,950
21110002	Salary Compensation	4,500,000	5,600,000	5,586,146	(1,086,146)	13,854
21110004	Allowances	30,000,000	47,300,000	47,296,500	(17,296,500)	3,500
21110006	Cash in lieu of Leave	6,900,000	6,900,000	6,890,807	9,193	9,193
21110009	End-of-year Bonus	12,380,000	12,380,000	12,379,953	47	47
21111	Other Staff Costs	11,650,000	11,650,000	11,330,138	319,862	319,862
21111002	Travelling and Transport	11,000,000	11,000,000	10,709,805	290,195	290,195
21111100	Overtime	650,000	650,000	620,332	29,668	29,668
21210	Social Contributions	1,917,000	2,717,000	2,597,574	(680,574)	119,426
22	Goods and Services	23,235,000	24,035,000	21,065,070	2,169,930	2,969,930
22010	Cost of Utilities	2,900,000	2,900,000	2,809,492	90,508	90,508
22020	Fuel and Oil	6,000,000	6,000,000	5,871,842	128,158	128,158
22040	Office Equipment and Furniture	1,000,000	1,000,000	538,200	461,800	461,800
22050	Office Expenses	80,000	80,000	21,696	58,304	58,304
22060	Maintenance	7,550,000	7,550,000	5,865,390	1,684,610	1,684,610
22100	Publications and Stationery	405,000	405,000	334,635	70,365	70,365
22900	Other Goods and Services	5,300,000	6,100,000	5,623,814	(323,814)	476,186
Capital Expenditure		48,000,000	37,000,000	35,124,786	12,875,214	1,875,214
31	Acquisition of Non-Financial Assets	48,000,000	37,000,000	35,124,786	12,875,214	1,875,214
31121	Transport Equipment	8,000,000	8,000,000	7,968,907	31,093	31,093
31121801	Acquisition of Vehicles	8,000,000	8,000,000	7,968,907	31,093	31,093
31122	Other Machinery and Equipment	40,000,000	29,000,000	27,155,879	12,844,121	1,844,121
31122802	Acquisition of IT Equipment	2,000,000	2,000,000	389,850	1,610,150	1,610,150

STATEMENT D 1

Detailed Statement of Expenditure of the Consolidated Fund
for the financial year 2019-2020

Item No.	Details	Appropriation (a) Rs	Total Provisions* (b) Rs	Actual Expenditure (c) Rs	(Over)/Under Appropriation (a-c) Rs	(Over)/Under Total Provisions (b-c) Rs
Sub-Head 4-505: Combating Drugs - continued						
31	Acquisition of Non-Financial Assets - contd.					
31122805	Acquisition of Security Equipment	33,000,000	27,000,000	26,766,029	6,233,971	233,971
31122999	Acquisition of Other Machinery and Equipment	5,000,000	-	-	5,000,000	-
Total - Sub-Head 4-505: Combating Drugs		287,100,000	297,300,000	291,557,023	(4,457,023)	5,742,977
Sub-Head 4-506: Defence and Emergency Rescue						
Recurrent Expenditure		706,500,000	714,935,000	696,587,254	9,912,746	18,347,746
21	Compensation of Employees	626,820,000	635,970,000	626,744,316	75,685	9,225,685
21110	Personal Emoluments	583,717,000	592,867,000	583,669,004	47,996	9,197,996
21110001	Basic Salary	432,481,000	414,731,000	413,245,728	19,235,272	1,485,272
21110002	Salary Compensation	16,000,000	18,200,000	17,941,832	(1,941,832)	258,168
21110004	Allowances	85,000,000	109,700,000	103,292,094	(18,292,094)	6,407,906
21110006	Cash in lieu of Leave	14,200,000	14,200,000	14,196,850	3,150	3,150
21110009	End-of-year Bonus	36,036,000	36,036,000	34,992,500	1,043,500	1,043,500
21111	Other Staff Costs	35,400,000	35,400,000	35,375,312	24,688	24,688
21111002	Travelling and Transport	35,000,000	35,000,000	34,986,972	13,028	13,028
21111100	Overtime	400,000	400,000	388,340	11,660	11,660
21210	Social Contributions	7,703,000	7,703,000	7,700,000	3,000	3,000
22	Goods and Services	79,680,000	78,965,000	69,842,938	9,837,062	9,122,062
22010	Cost of Utilities	9,800,000	9,800,000	8,175,889	1,624,111	1,624,111
22020	Fuel and Oil	7,850,000	7,850,000	7,800,000	50,000	50,000
22040	Office Equipment and Furniture	200,000	200,000	179,663	20,337	20,337
22050	Office Expenses	1,255,000	1,255,000	582,703	672,297	672,297
22060	Maintenance of which	21,950,000	21,235,000	16,056,867	5,893,133	5,178,133
22060001	Buildings	7,500,000	6,785,000	4,316,958	3,183,042	2,468,042
22060004	Vehicles and Motorcycles	11,000,000	11,000,000	8,581,506	2,418,494	2,418,494
22070	Cleaning Services	675,000	675,000	156,503	518,497	518,497
22100	Publications and Stationery	800,000	800,000	630,960	169,040	169,040
22900	Other Goods and Services of which	37,150,000	37,150,000	36,260,353	889,647	889,647
22900001	Uniforms	20,000,000	20,000,000	19,277,342	722,658	722,658
Capital Expenditure		28,500,000	26,615,000	14,540,733	13,959,267	12,074,267
31	Acquisition of Non-Financial Assets	28,500,000	26,615,000	14,540,733	13,959,267	12,074,267
31111	Dwellings	1,500,000	-	-	1,500,000	-
31111001	Construction of Quarters & Barracks	1,500,000	-	-	1,500,000	-
31112	Non-Residential Buildings	4,550,000	5,565,000	4,653,890	(103,890)	911,110
31112036	Construction of SMF Buildings	4,550,000	5,565,000	4,653,890	(103,890)	911,110
31113	Other Structures	3,200,000	1,800,000	-	3,200,000	1,800,000
31113023	Construction of Training Grounds/Structures	3,200,000	1,800,000	-	3,200,000	1,800,000
31122	(a) Gallery Range - Midlands	3,200,000	1,800,000	-	3,200,000	1,800,000
31122	Other Machinery and Equipment	19,250,000	19,250,000	9,886,843	9,363,157	9,363,157
31122805	Acquisition of Security Equipment	10,000,000	10,000,000	6,137,009	3,862,991	3,862,991
31122806	Acquisition of Generators	1,000,000	1,000,000	1,000,000	-	-
31122999	Acquisition of Other Machinery and Equipment	8,250,000	8,250,000	2,749,834	5,500,166	5,500,166
Total - Sub-Head 4-506: Defence and Emergency Rescue		735,000,000	741,550,000	711,127,987	23,872,013	30,422,013

STATEMENT D 1

Detailed Statement of Expenditure of the Consolidated Fund
for the financial year 2019-2020

Item No.	Details	Appropriation (a) Rs	Total Provisions* (b) Rs	Actual Expenditure (c) Rs	(Over)/Under Appropriation (a-c) Rs	(Over)/Under Total Provisions (b-c) Rs
Sub-Head 4-507: Public Order Policing						
Recurrent Expenditure		260,700,000	314,700,000	306,172,606	(45,472,606)	8,527,394
21	Compensation of Employees	248,690,000	302,690,000	295,873,072	(47,183,072)	6,816,928
21110	Personal Emoluments	234,783,000	281,783,000	279,759,806	(44,976,806)	2,023,194
21110001	Basic Salary	174,983,000	201,983,000	200,213,776	(25,230,776)	1,769,224
21110002	Salary Compensation	6,500,000	8,700,000	8,617,172	(2,117,172)	82,828
21110004	Allowances	33,000,000	50,800,000	50,655,111	(17,655,111)	144,889
21110006	Cash in lieu of Leave	5,500,000	5,500,000	5,500,000	-	-
21110009	End-of-year Bonus	14,800,000	14,800,000	14,773,747	26,253	26,253
21111	Other Staff Costs	11,450,000	16,450,000	11,656,266	(206,266)	4,793,734
21111002	Travelling and Transport	11,000,000	16,000,000	11,206,266	(206,266)	4,793,734
21111100	Overtime	450,000	450,000	450,000	-	-
21210	Social Contributions	2,457,000	4,457,000	4,457,000	(2,000,000)	-
22	Goods and Services	12,010,000	12,010,000	10,299,533	1,710,467	1,710,467
22010	Cost of Utilities	2,320,000	2,320,000	2,254,557	65,443	65,443
22020	Fuel and Oil	2,800,000	2,800,000	2,799,949	51	51
22040	Office Equipment and Furniture	60,000	60,000	6,325	53,675	53,675
22050	Office Expenses	205,000	205,000	22,675	182,325	182,325
22060	Maintenance	5,500,000	5,500,000	4,577,009	922,991	922,991
22070	Cleaning Services	50,000	50,000	4,520	45,480	45,480
22100	Publications and Stationery	375,000	375,000	268,550	106,450	106,450
22900	Other Goods and Services	700,000	700,000	365,948	334,052	334,052
Capital Expenditure		1,500,000	1,500,000	1,500,000	-	-
31	Acquisition of Non-Financial Assets	1,500,000	1,500,000	1,500,000	-	-
31122	Other Machinery and Equipment	1,500,000	1,500,000	1,500,000	-	-
Total - Sub-Head 4-507: Public Order Policing		262,200,000	316,200,000	307,672,606	(45,472,606)	8,527,394
Sub-Head 4-508: Coastal and Maritime Surveillance, Search and Rescue						
Recurrent Expenditure		938,600,000	1,007,200,000	952,860,671	(14,260,671)	54,339,329
21	Compensation of Employees	660,485,000	719,585,000	717,412,774	(56,927,774)	2,172,226
21110	Personal Emoluments	617,761,000	676,861,000	674,921,954	(57,160,954)	1,939,046
21110001	Basic Salary	386,365,000	397,365,000	396,787,274	(10,422,274)	577,726
21110002	Salary Compensation	13,200,000	16,700,000	16,660,437	(3,460,437)	39,563
21110004	Allowances	122,000,000	166,600,000	166,290,668	(44,290,668)	309,332
21110005	Extra Assistance	50,000,000	50,000,000	48,987,575	1,012,425	1,012,425
21110006	Cash in lieu of Leave	14,000,000	14,000,000	14,000,000	-	-
21110009	End-of-year Bonus	32,196,000	32,196,000	32,196,000	-	-
21111	Other Staff Costs	36,000,000	36,000,000	35,767,031	232,969	232,969
21111002	Travelling and Transport	35,000,000	35,000,000	34,999,322	678	678
21111100	Overtime	1,000,000	1,000,000	767,709	232,291	232,291
21210	Social Contributions	6,724,000	6,724,000	6,723,788	212	212
22	Goods and Services	278,115,000	287,615,000	235,447,897	42,667,103	52,167,103
22010	Cost of Utilities	22,800,000	22,800,000	22,586,523	213,478	213,478
22020	Fuel and Oil	79,100,000	79,900,000	65,508,029	13,591,971	14,391,971
22020004	Ships	65,000,000	65,000,000	50,743,756	14,256,244	14,256,244
22020005	Aircrafts	6,000,000	6,000,000	5,889,236	110,764	110,764
22030	Rent	6,800,000	6,800,000	5,150,235	1,649,766	1,649,766
22040	Office Equipment and Furniture	900,000	900,000	843,193	56,807	56,807
22050	Office Expenses	965,000	965,000	396,594	568,406	568,406
22060	Maintenance	154,000,000	159,700,000	127,477,000	26,523,000	32,223,000
22060003	Plant and Equipment	5,000,000	7,000,000	6,680,480	(1,680,480)	319,520
22060007	Helicopters	25,000,000	28,700,000	28,694,406	(3,694,406)	5,594
22060008	Ships	65,000,000	65,000,000	41,237,116	23,762,884	23,762,884
22060009	Aircrafts	45,000,000	45,000,000	42,873,982	2,126,018	2,126,018

STATEMENT D 1

Detailed Statement of Expenditure of the Consolidated Fund
for the financial year 2019-2020

Item No.	Details	Appropriation (a) Rs	Total Provisions* (b) Rs	Actual Expenditure (c) Rs	(Over)/Under Appropriation (a-c) Rs	(Over)/Under Total Provisions (b-c) Rs
Sub-Head 4-508: Coastal and Maritime Surveillance, Search and Rescue - continued						
22	Goods and Services - contd.					
22070	Cleaning Services	425,000	425,000	348,942	76,059	76,059
22100	Publications and Stationery	1,950,000	1,950,000	1,229,355	720,645	720,645
22900	Other Goods and Services	11,175,000	14,175,000	11,908,028	(733,028)	2,266,972
	<i>of which</i>					
22900001	Uniforms	8,000,000	8,000,000	7,962,857	37,143	37,143
Capital Expenditure		241,900,000	237,300,000	227,951,018	13,948,982	9,348,982
31	Acquisition of Non-Financial Assets	241,900,000	237,300,000	227,951,018	13,948,982	9,348,982
31112	Non-Residential Buildings	2,000,000	2,000,000	-	2,000,000	2,000,000
	<i>of which</i>					
31112025	Construction of NCG Posts	2,000,000	2,000,000	-	2,000,000	2,000,000
	(b) Poudre D'Or	700,000	700,000	-	700,000	700,000
	(c) St Brandon	1,300,000	1,300,000	-	1,300,000	1,300,000
31121	Transport Equipment	218,000,000	220,400,000	219,723,054	(1,723,054)	676,946
31121404	Upgrading of Aircrafts (N 1)	203,000,000	203,000,000	203,000,000	-	-
31121803	Acquisition of Patrol Vessels - Heavy Duty Boat	15,000,000	17,400,000	16,723,054	(1,723,054)	676,946
31122	Other Machinery and Equipment	21,900,000	14,900,000	8,227,965	13,672,035	6,672,035
31122805	Acquisition of Security Equipment	9,900,000	7,500,000	2,683,748	7,216,252	4,816,252
31122812	Acquisition of Nautical Equipment	7,000,000	2,400,000	1,516,198	5,483,803	883,803
31122999	Acquisition of Other Machinery and Equipment	5,000,000	5,000,000	4,028,019	971,981	971,981
Total - Sub-Head 4-508: Coastal and Maritime Surveillance, Search and Rescue		1,180,500,000	1,244,500,000	1,180,811,689	(311,689)	63,688,311
Total - Vote 4-5: Police Service		8,860,000,000	8,710,608,108	8,470,237,732	389,762,268	240,370,376
Vote 4-6: Prison Service						
Recurrent Expenditure		804,000,000	810,600,000	792,022,764	11,977,236	18,577,236
21	Compensation of Employees	635,940,000	642,194,000	641,020,637	(5,080,637)	1,173,363
21110	Personal Emoluments	575,670,000	580,455,000	579,377,592	(3,707,592)	1,077,408
21110001	Basic Salary	434,970,000	416,505,000	415,801,293	19,168,707	703,707
21110002	Salary Compensation	14,000,000	17,200,000	17,180,750	(3,180,750)	19,250
21110004	Allowances	75,200,000	95,650,000	95,402,375	(20,202,375)	247,625
21110006	Cash in lieu of Leave	15,500,000	15,600,000	15,599,810	(99,810)	190
21110009	End-of-year Bonus	36,000,000	35,500,000	35,393,364	606,636	106,636
21111	Other Staff Costs	53,270,000	54,070,000	53,974,602	(704,602)	95,398
21111002	Travelling and Transport	52,000,000	52,000,000	51,922,638	77,362	77,362
21111100	Overtime	1,200,000	2,000,000	1,983,414	(783,414)	16,586
21111200	Staff Welfare	70,000	70,000	68,550	1,450	1,450
21210	Social Contributions	7,000,000	7,669,000	7,668,443	(668,443)	557
22	Goods and Services	167,700,000	168,246,000	150,892,978	16,807,022	17,353,022
22010	Cost of Utilities	34,500,000	37,700,500	36,854,058	(2,354,058)	846,442
22020	Fuel and Oil	2,800,000	2,800,000	2,534,904	265,096	265,096
22030	Rent	100,000	215,000	164,550	(64,550)	50,450
22040	Office Equipment and Furniture	650,000	650,000	436,767	213,234	213,234
22050	Office Expenses	325,000	325,000	216,681	108,319	108,319
22060	Maintenance	30,700,000	29,750,000	21,083,831	9,616,169	8,666,169
	<i>of which</i>					
22060003	Plant and Equipment	24,000,000	21,150,000	12,664,760	11,335,240	8,485,240
22070	Cleaning Services	250,000	250,000	250,000	-	-
22100	Publications and Stationery	2,300,000	2,300,000	1,871,490	428,510	428,510
22120	Fees	1,200,000	1,200,000	831,910	368,090	368,090

STATEMENT D 1

Detailed Statement of Expenditure of the Consolidated Fund
for the financial year 2019-2020

Item No.	Details	Appropriation (a) Rs	Total Provisions* (b) Rs	Actual Expenditure (c) Rs	(Over)/Under Appropriation (a-c) Rs	(Over)/Under Total Provisions (b-c) Rs
Vote 4-6: Prison Service - continued						
22	Goods and Services - contd.					
22140	Medical Supplies, Drugs and Equipment	1,600,000	1,600,000	993,324	606,676	606,676
22900	Other Goods and Services	93,275,000	91,455,500	85,655,464	7,619,536	5,800,036
22900001	Uniforms	8,000,000	6,000,000	5,960,799	2,039,201	39,201
22900005	Provision and Stores	75,000,000	71,855,500	67,693,031	7,306,969	4,162,469
22900029	Enhanced Earnings for Detainees	6,000,000	8,060,000	8,056,785	(2,056,785)	3,215
26	Grants	260,000	60,000	59,149	200,851	851
26210	Contribution to International Organisations	260,000	60,000	59,149	200,851	851
28	Other Expense	100,000	100,000	50,000	50,000	50,000
28211	Transfers to Non-Profit Institutions	100,000	100,000	50,000	50,000	50,000
28211008	Discharged Persons' Aid Committee	100,000	100,000	50,000	50,000	50,000
Capital Expenditure		26,000,000	19,400,000	14,949,103	11,050,897	4,450,897
31	Acquisition of Non-Financial Assets	26,000,000	19,400,000	14,949,103	11,050,897	4,450,897
31112	Non-Residential Buildings	16,250,000	8,750,000	6,336,918	9,913,082	2,413,082
31112011	Construction of Prisons	-	3,165,379	3,165,379	(3,165,379)	-
31112411	Upgrading of Prisons	16,250,000	5,584,621	3,171,539	13,078,461	2,413,082
	(a) Beau Bassin Prison	9,750,000	2,584,621	1,686,842	8,063,158	897,779
	(b) Other Prisons	6,500,000	3,000,000	1,484,697	5,015,303	1,515,303
31122	Other Machinery and Equipment	7,750,000	9,350,000	7,770,156	(20,156)	1,579,844
31122802	Acquisition of IT Equipment	1,100,000	1,100,000	767,296	332,704	332,704
31122805	Acquisition of Security Equipment	1,950,000	1,950,000	1,335,828	614,172	614,172
31122811	Acquisition of CCTV	2,000,000	-	-	2,000,000	-
31122999	Acquisition of Other Machinery and Equipment	2,700,000	6,300,000	5,667,033	(2,967,033)	632,967
31132	Intangible Assets	1,000,000	300,000	215,648	784,352	84,352
31132401	e-Government Projects: Prison Management System	1,000,000	300,000	215,648	784,352	84,352
31133	Furniture, Fixtures and Fittings	1,000,000	1,000,000	626,381	373,619	373,619
Total - Vote 4-6: Prison Service		830,000,000	830,000,000	806,971,868	23,028,132	23,028,132
Total - Minister Mentor's Office, Ministry of Defence and Rodrigues		13,793,500,000	13,896,908,108	13,381,245,298	412,254,702	515,662,810
Vice-Prime Minister's Office, Ministry of Local Government and Outer Islands, and Gender Equality, Child Development and Family Welfare						
Vote 5-1: Local Government and Outer Islands						
Sub-Head 5-101: General						
Recurrent Expenditure		268,600,000	268,600,000	244,554,540	24,045,460	24,045,460
20	Allowance to Minister	2,436,000	2,436,000	2,436,000	-	-
20100	Annual Allowance	2,436,000	2,436,000	2,436,000	-	-
21	Compensation of Employees	99,371,000	98,686,500	77,156,126	22,214,874	21,530,374
21110	Personal Emoluments	85,971,000	84,665,000	64,272,093	21,698,907	20,392,907
21110001	Basic Salary	69,021,000	67,715,000	51,243,953	17,777,047	16,471,047
21110002	Salary Compensation	3,400,000	3,400,000	2,712,117	687,883	687,883
21110004	Allowances	1,500,000	1,500,000	1,494,689	5,311	5,311

STATEMENT D 1

Detailed Statement of Expenditure of the Consolidated Fund
for the financial year 2019-2020

Item No.	Details	Appropriation (a) Rs	Total Provisions* (b) Rs	Actual Expenditure (c) Rs	(Over)/Under Appropriation (a-c) Rs	(Over)/Under Total Provisions (b-c) Rs
Sub-Head 5-101: General - continued						
21	Compensation of Employees - contd.					
21110005	Extra Assistance	2,600,000	2,600,000	1,220,565	1,379,435	1,379,435
21110006	Cash in lieu of Leave	3,200,000	3,200,000	2,526,097	673,903	673,903
21110009	End-of-year Bonus	6,250,000	6,250,000	5,074,671	1,175,329	1,175,329
21111	Other Staff Costs	12,000,000	12,621,500	11,751,070	248,930	870,430
21111001	Wages	200,000	200,000	199,463	537	537
21111002	Travelling and Transport	8,700,000	8,041,500	7,176,746	1,523,254	864,754
21111100	Overtime	3,000,000	4,280,000	4,274,861	(1,274,861)	5,139
21111200	Staff Welfare	100,000	100,000	100,000	-	-
21210	Social Contributions	1,400,000	1,400,000	1,132,963	267,037	267,037
22	Goods and Services	12,593,000	13,277,500	10,993,644	1,599,356	2,283,856
22010	Cost of Utilities	1,643,000	1,653,800	1,586,347	56,653	67,453
22020	Fuel and Oil	1,500,000	1,500,000	1,303,814	196,186	196,186
22030	Rent	2,225,000	2,225,000	2,081,624	143,376	143,376
22040	Office Equipment and Furniture	1,250,000	1,554,700	1,277,379	(27,379)	277,321
22050	Office Expenses	540,000	540,000	470,965	69,035	69,035
22060	Maintenance	1,350,000	1,350,000	1,014,086	335,914	335,914
22070	Cleaning Services	70,000	70,000	66,976	3,024	3,024
22100	Publications and Stationery	925,000	1,294,000	1,215,120	(290,120)	78,880
22120	Fees	140,000	140,000	87,024	52,976	52,976
22900	Other Goods and Services	2,950,000	2,950,000	1,890,307	1,059,693	1,059,693
	<i>of which</i>					
22900001	Uniforms	1,800,000	1,800,000	1,450,904	349,096	349,096
22900005	Provisions and Stores	600,000	600,000	314,246	285,754	285,754
22900955	Gender Mainstreaming	200,000	200,000	-	200,000	200,000
26	Grants	154,200,000	154,200,000	153,968,770	231,230	231,230
26313	Extra-Budgetary Units	154,200,000	154,200,000	153,968,770	231,230	231,230
26313002	Agalega Island Council	400,000	400,000	168,770	231,230	231,230
26313070	Outer Islands Development Corporation	153,800,000	153,800,000	153,800,000	-	-
Capital Expenditure		16,600,000	16,600,000	4,967,327	11,632,673	11,632,673
26	Grants	16,100,000	16,100,000	4,540,000	11,560,000	11,560,000
26323	Extra-Budgetary Units	16,100,000	16,100,000	4,540,000	11,560,000	11,560,000
26323070	Outer Islands Development Corporation (Agalega)	16,100,000	16,100,000	4,540,000	11,560,000	11,560,000
	<i>of which</i>					
	(a) Construction of Cold Room	4,000,000	4,000,000	4,000,000	-	-
	(b) Construction of Fish Landing Station	2,500,000	2,500,000	540,000	1,960,000	1,960,000
	(c) Construction of Dispensary at La Fourche, North Island	1,600,000	1,600,000	-	1,600,000	1,600,000
	(d) Construction of an Office Block in Agalega	3,400,000	3,400,000	-	3,400,000	3,400,000
	(e) Construction of Library at Village 25	2,000,000	2,000,000	-	2,000,000	2,000,000
	(f) Construction of Gym at Village 25	2,000,000	2,000,000	-	2,000,000	2,000,000
31	Acquisition of Non-Financial Assets	500,000	500,000	427,327	72,673	72,673
31122	Other Machinery and Equipment	500,000	500,000	427,327	72,673	72,673
Total - Sub-Head 5-101: General		285,200,000	285,200,000	249,521,867	35,678,133	35,678,133

STATEMENT D 1

Detailed Statement of Expenditure of the Consolidated Fund
for the financial year 2019-2020

Item No.	Details	Appropriation (a) Rs	Total Provisions* (b) Rs	Actual Expenditure (c) Rs	(Over)/Under Appropriation (a-c) Rs	(Over)/Under Total Provisions (b-c) Rs
Sub-Head 5-102: Facilitation to Local Authorities						
Recurrent Expenditure		3,632,400,000	3,632,400,000	3,628,185,006	4,214,994	4,214,994
21	Compensation of Employees	27,170,000	24,370,000	21,978,708	5,191,292	2,391,292
21110	Personal Emoluments	24,246,000	21,446,000	19,942,565	4,303,435	1,503,435
21110001	Basic Salary	20,201,000	17,401,000	16,570,971	3,630,029	830,029
21110002	Salary Compensation	765,000	765,000	722,198	42,802	42,802
21110004	Allowances	300,000	300,000	170,616	129,384	129,384
21110006	Cash in lieu of Leave	1,200,000	1,200,000	933,491	266,509	266,509
21110009	End-of-year Bonus	1,780,000	1,780,000	1,545,290	234,710	234,710
21111	Other Staff Costs	2,468,000	2,468,000	1,730,384	737,616	737,616
21111002	Travelling and Transport	2,418,000	2,418,000	1,680,387	737,613	737,613
21111100	Overtime	25,000	25,000	24,998	2	2
21111200	Staff Welfare	25,000	25,000	25,000	-	-
21210	Social Contributions	456,000	456,000	305,758	150,242	150,242
22	Goods and Services	5,080,000	5,080,000	3,264,999	1,815,001	1,815,001
22100	Publications and Stationery	205,000	205,000	202,835	2,165	2,165
22120	Fees	3,800,000	3,800,000	2,774,953	1,025,047	1,025,047
22900	Other Goods and Services	1,075,000	1,075,000	287,211	787,789	787,789
26	Grants	3,600,150,000	3,602,950,000	3,602,941,299	(2,791,299)	8,701
26210	Contribution to International Organisations	150,000	150,000	141,299	8,701	8,701
26312	Grant to Local Authorities	3,600,000,000	3,602,800,000	3,602,800,000	(2,800,000)	-
26312001	Municipal Council of Port Louis	606,000,000	606,000,000	606,000,000	-	-
26312002	Municipal Council of Curepipe	307,000,000	307,000,000	307,000,000	-	-
26312003	Municipal Council of Vacoas/Phoenix	350,000,000	350,000,000	350,000,000	-	-
26312004	Municipal Council of Beau Bassin/Rose Hill	372,000,000	372,000,000	372,000,000	-	-
26312005	Municipal Council of Quatre Bornes	282,000,000	282,000,000	282,000,000	-	-
26312009	District Council of Black	233,000,000	233,000,000	233,000,000	-	-
26312011	District Council of Pamplemousses	270,000,000	270,000,000	270,000,000	-	-
26312012	District Council of Rivière du Rempart	255,000,000	255,000,000	255,000,000	-	-
26312013	District Council of Moka	227,000,000	229,800,000	229,800,000	(2,800,000)	-
26312014	District Council of Flacq	266,000,000	266,000,000	266,000,000	-	-
26312015	District Council of Grand Port	252,000,000	252,000,000	252,000,000	-	-
26312016	District Council of Savanne	180,000,000	180,000,000	180,000,000	-	-
Capital Expenditure		887,400,000	887,400,000	538,571,987	348,828,013	348,828,013
26	Grants	854,000,000	854,000,000	528,823,995	325,176,005	325,176,005
26322	Local Authorities	854,000,000	854,000,000	528,823,995	325,176,005	325,176,005
26322030	Local Development Projects	854,000,000	854,000,000	528,823,995	325,176,005	325,176,005
	(b) District Council Head Offices	73,600,000	74,573,000	47,985,146	25,614,854	26,587,854
	(i) Pamplemousses	30,600,000	31,573,000	31,287,218	(687,218)	285,782
	(ii) Flacq (N 1)	26,000,000	26,000,000	16,697,928	9,302,072	9,302,072
	(iii) Savanne	17,000,000	17,000,000	-	17,000,000	17,000,000
	(c) Renovation of Plaza Theatre at Rose Hill	30,000,000	30,000,000	-	30,000,000	30,000,000
	(d) Multipurpose Complexes	54,000,000	54,000,000	7,656,322	46,343,678	46,343,678
	(i) Upgrading of Idrice Goomany Centre Plaine Verte - Phase I	20,000,000	20,000,000	-	20,000,000	20,000,000
	(iii) Rivière du Rempart	5,000,000	5,000,000	171,450	4,828,550	4,828,550

STATEMENT D 1

Detailed Statement of Expenditure of the Consolidated Fund
for the financial year 2019-2020

Item No.	Details	Appropriation (a) Rs	Total Provisions* (b) Rs	Actual Expenditure (c) Rs	(Over)/Under Appropriation (a-c) Rs	(Over)/Under Total Provisions (b-c) Rs
Sub-Head 5-102: Facilitation to Local Authorities - continued						
26	Grants - contd.					
	(iv) Camp Leveux, Rose Hill (N 1)	20,000,000	20,000,000	7,484,872	12,515,128	12,515,128
	(v) Abercrombie	9,000,000	9,000,000	-	9,000,000	9,000,000
	(e) Market Fairs	142,900,000	141,926,999	102,109,632	40,790,368	39,817,367
	(i) Bel Air	40,000,000	43,794,360	43,794,359	(3,794,359)	1
	(ii) Goodlands (including Traffic Centre)	30,000,000	58,024,000	58,023,523	(28,023,523)	477
	(iii) Chemin Grenier	30,000,000	26,205,640	-	30,000,000	26,205,640
	(iv) Mahebourg	32,900,000	3,902,999	-	32,900,000	3,902,999
	(vii) Pamplemousses	10,000,000	10,000,000	291,750	9,708,250	9,708,250
	(f) Leisure Park at Quartier Militaire (N 1)	20,000,000	20,000,000	19,970,385	29,615	29,615
	(h) Setting up of Incinerators	108,500,000	108,500,001	72,454,051	36,045,949	36,045,950
	(i) Camp Le Vieux, Rose Hill	6,500,000	6,500,000	2,830,788	3,669,213	3,669,213
	(ii) Tombeau, Mahebourg	8,000,000	8,000,000	3,941,841	4,058,159	4,058,159
	(iii) Highlands	5,000,000	5,000,000	4,774,698	225,303	225,303
	(iv) Allée Brillant	5,000,000	5,083,600	5,083,572	(83,572)	28
	(v) Souillac	5,000,000	5,000,000	3,775,225	1,224,775	1,224,775
	(vi) Quatre Bornes	5,000,000	5,000,000	3,383,252	1,616,748	1,616,748
	(vii) Grand Bois	8,000,000	8,000,000	6,198,083	1,801,918	1,801,918
	(viii) Cipailles Brulée, Vallée-des-Prêtres	5,000,000	7,511,254	7,511,253	(2,511,253)	1
	(ix) La Marie	5,000,000	5,000,000	3,968,540	1,031,460	1,031,460
	(x) Solferino	5,000,000	5,000,000	4,568,558	431,442	431,442
	(xi) Bigara	5,000,000	5,000,000	2,830,788	2,169,213	2,169,213
	(xii) Montagne Blanche	5,000,000	6,305,005	6,305,005	(1,305,005)	1
	(xiii) Richelieu	5,000,000	5,000,000	2,890,588	2,109,413	2,109,413
	(xiv) Calebasses	12,000,000	12,000,000	2,673,750	9,326,250	9,326,250
	(xv) Long Mountain/Congomah	12,000,000	3,331,042	-	12,000,000	3,331,042
	(xvi) Chamouny	12,000,000	11,107,524	6,056,538	5,943,463	5,050,987
	(xvii) Belmont	-	2,830,788	2,830,788	(2,830,788)	-
	(xviii) Les Salines	-	2,830,788	2,830,788	(2,830,788)	-
	(i) Upgrading of Fish, Meat and Poultry Section of the Central Market, Port Louis	30,000,000	30,000,000	-	30,000,000	30,000,000
	(j) Construction and Upgrading of Amenities (N 1)	350,000,000	350,000,000	249,153,300	100,846,700	100,846,700
	(k) Other Infrastructure and Amenities (N 1)	39,000,000	39,000,000	29,495,160	9,504,840	9,504,840
	(l) Construction of Sports Infrastructure (Consultancy and Design)	6,000,000	6,000,000	-	6,000,000	6,000,000
31	Acquisition of Non-Financial Assets	13,400,000	13,400,000	9,747,992	3,652,008	3,652,008
31113	Other Structures	12,000,000	12,000,000	8,347,992	3,652,008	3,652,008
31113442	Upgrading of Street Lighting along Motorways	12,000,000	12,000,000	8,347,992	3,652,008	3,652,008
31122	Other Machinery and Equipment	1,400,000	1,400,000	1,400,000	-	-
31122802	Acquisition of IT Equipment	1,400,000	1,400,000	1,400,000	-	-
32	Acquisition of Financial Assets	20,000,000	20,000,000	-	20,000,000	20,000,000
32145	Loans	20,000,000	20,000,000	-	20,000,000	20,000,000

STATEMENT D 1

Detailed Statement of Expenditure of the Consolidated Fund
for the financial year 2019-2020

Item No.	Details	Appropriation (a) Rs	Total Provisions* (b) Rs	Actual Expenditure (c) Rs	(Over)/Under Appropriation (a-c) Rs	(Over)/Under Total Provisions (b-c) Rs
Sub-Head 5-102: Facilitation to Local Authorities - continued						
31	Acquisition of Non-Financial Assets - contd.					
32145102	Loan to Municipal Council of Curepipe i.e.w Renovation of Town Hall	20,000,000	20,000,000	-	20,000,000	20,000,000
Total - Sub-Head 5-102: Facilitation to Local Authorities		4,519,800,000	4,519,800,000	4,166,756,993	353,043,007	353,043,007
Total - Vote 5-1: Local Government and Outer Islands		4,805,000,000	4,805,000,000	4,416,278,860	388,721,140	388,721,140
Vote 5-2: Mauritius Fire and Rescue Service						
Recurrent Expenditure		550,000,000	563,300,000	538,754,174	11,245,826	24,545,826
21	Compensation of	472,761,000	481,411,000	475,897,054	(3,136,054)	5,513,946
21110	Personal Emoluments	442,221,000	450,121,000	445,641,464	(3,420,464)	4,479,536
21110001	Basic Salary	337,321,000	320,646,000	317,672,355	19,648,645	2,973,645
21110002	Salary Compensation	12,000,000	14,375,000	14,343,505	(2,343,505)	31,495
21110004	Allowances	53,000,000	76,500,000	75,203,670	(22,203,670)	1,296,330
21110006	Cash in lieu of Leave	11,000,000	11,000,000	10,999,175	825	825
21110009	End-of-year Bonus	28,900,000	27,600,000	27,422,759	1,477,241	177,241
21111	Other Staff Costs	24,540,000	24,990,000	23,976,483	563,517	1,013,517
21111002	Travelling and Transport	23,500,000	23,500,000	22,536,324	963,676	963,676
21111100	Overtime	1,000,000	1,450,000	1,432,885	(432,885)	17,115
21111200	Staff Welfare	40,000	40,000	7,275	32,725	32,725
21210	Social Contributions	6,000,000	6,300,000	6,279,106	(279,106)	20,894
22	Goods and Services	77,234,000	81,884,000	62,852,120	14,381,880	19,031,880
22010	Cost of Utilities	7,300,000	7,300,000	6,832,003	467,997	467,997
22020	Fuel and Oil	9,000,000	9,000,000	8,686,411	313,589	313,589
22030	Rent	14,534,000	15,084,000	14,630,437	(96,437)	453,563
22040	Office Equipment and Furniture	1,500,000	2,000,000	1,869,141	(369,141)	130,859
22050	Office Expenses	750,000	1,275,000	982,118	(232,118)	292,882
22060	Maintenance of which	17,550,000	18,550,000	16,039,173	1,510,827	2,510,827
22060001	Buildings	350,000	350,000	262,340	87,660	87,660
22060003	Plant and Equipment	5,000,000	6,000,000	5,970,583	(970,583)	29,417
22060004	Vehicles and Motorcycles	12,000,000	12,000,000	9,606,531	2,393,469	2,393,469
22070	Cleaning Services	1,200,000	1,600,000	1,319,010	(119,010)	280,990
22090	Security Services	400,000	275,000	121,440	278,560	153,560
22100	Publications and Stationery	1,250,000	1,875,000	1,762,510	(512,510)	112,490
22120	Fees	1,950,000	2,125,000	937,495	1,012,505	1,187,505
22900	Other Goods and Services of which	21,800,000	22,800,000	9,672,381	12,127,619	13,127,619
22900001	Uniforms	20,000,000	20,000,000	7,832,925	12,167,075	12,167,075
22900903	Awareness Campaign	1,000,000	1,000,000	251,633	748,367	748,367
28	Other Expense	5,000	5,000	5,000	-	-
28211	Transfers to Non-Profit Institutions	5,000	5,000	5,000	-	-
28211020	Recreation and Barracks Fund	5,000	5,000	5,000	-	-
Capital Expenditure		355,000,000	341,700,000	58,372,690	296,627,310	283,327,310
31	Acquisition of Non-Financial Assets	355,000,000	341,700,000	58,372,690	296,627,310	283,327,310
31112	Non-Residential Buildings	54,620,000	50,120,000	28,737,221	25,882,779	21,382,779
31112024	Construction of Fire Stations	50,620,000	46,120,000	25,788,017	24,831,983	20,331,983
	(a) Rose Belle Fire Station	35,620,000	31,120,000	25,788,017	9,831,983	5,331,983

STATEMENT D 1

Detailed Statement of Expenditure of the Consolidated Fund
for the financial year 2019-2020

Item No.	Details	Appropriation (a) Rs	Total Provisions* (b) Rs	Actual Expenditure (c) Rs	(Over)/Under Appropriation (a-c) Rs	(Over)/Under Total Provisions (b-c) Rs
Vote 5-2: Mauritius Fire and Rescue Service - continued						
31	Acquisition of Non-Financial Assets - contd.					
	(b) Goodlands Fire Station	10,000,000	10,000,000	-	10,000,000	10,000,000
	(c) Montagne Blanche Fire Station	5,000,000	5,000,000	-	5,000,000	5,000,000
31112424	Upgrading of Fire Stations	4,000,000	4,000,000	2,949,204	1,050,796	1,050,796
311121	Transport Equipment	251,780,000	256,280,000	11,638,264	240,141,736	244,641,736
31121801	Acquisition of Vehicles	251,780,000	256,280,000	11,638,264	240,141,736	244,641,736
	of which					
	(a) Acquisition of Fire and Rescue Vehicles	192,780,000	192,780,000	-	192,780,000	192,780,000
	(b) Water Tender	15,000,000	15,000,000	6,772,093	8,227,907	8,227,907
	(c) Aerial Ladder Platform	30,000,000	30,000,000	383,225	29,616,775	29,616,775
	(d) Swift Water Rescue Vehicle	6,000,000	6,000,000	-	6,000,000	6,000,000
	(e) Agalega First Response Vehicle	8,000,000	8,000,000	-	8,000,000	8,000,000
311122	Other Machinery and Equipment	48,600,000	35,300,000	17,997,205	30,602,795	17,302,795
31122403	Upgrading of Fire Fighting Equipment	20,500,000	7,200,000	-	20,500,000	7,200,000
31122802	Acquisition of IT Equipment	2,000,000	2,000,000	-	2,000,000	2,000,000
31122803	Acquisition of Fire Fighting and Rescue Equipment	26,100,000	26,100,000	17,997,205	8,102,795	8,102,795
	(a) High Volume Water Pumps	14,100,000	14,100,000	6,953,786	7,146,214	7,146,214
	(b) Protective and Other Rescue Equipment	12,000,000	12,000,000	11,043,419	956,581	956,581
Total - Vote 5-2: Mauritius Fire and Rescue Service		905,000,000	905,000,000	597,126,863	307,873,137	307,873,137
Vote 5-3: Gender Equality, Child Development and Family Welfare						
Sub-Head 5-301: General						
Recurrent Expenditure		85,750,000	87,951,000	78,034,845	7,715,155	9,916,155
20	Allowance to Minister	-	1,500,000	1,500,000	(1,500,000)	-
20100	Annual Allowance	-	1,500,000	1,500,000	(1,500,000)	-
21	Compensation of Employees	53,655,000	50,956,000	48,605,080	5,049,920	2,350,920
21110	Personal Emoluments	46,715,000	43,929,000	42,282,736	4,432,264	1,646,264
21110001	Basic Salary	34,220,000	31,434,000	31,184,120	3,035,880	249,880
21110002	Salary Compensation	1,150,000	1,150,000	1,149,959	41	41
21110004	Allowances	2,200,000	2,200,000	1,939,842	260,158	260,158
21110005	Extra Assistance	3,000,000	3,000,000	2,211,787	788,213	788,213
21110006	Cash in lieu of Leave	3,200,000	3,200,000	2,908,536	291,464	291,464
21110009	End-of-year Bonus	2,945,000	2,945,000	2,888,492	56,508	56,508
21111	Other Staff Costs	6,415,000	6,415,000	5,796,292	618,708	618,708
21111002	Travelling and Transport	4,100,000	4,100,000	3,613,793	486,207	486,207
21111100	Overtime	2,300,000	2,300,000	2,169,017	130,983	130,983
21111200	Staff Welfare	15,000	15,000	13,482	1,518	1,518
21210	Social Contributions	525,000	612,000	526,052	(1,052)	85,948
22	Goods and Services	32,095,000	35,495,000	27,929,765	4,165,235	7,565,235
22010	Cost of Utilities	5,500,000	5,500,000	4,502,806	997,194	997,194
22020	Fuel and Oil	2,000,000	2,000,000	1,660,390	339,610	339,610
22030	Rent	14,065,000	14,065,000	13,478,737	586,263	586,263

STATEMENT D 1

Detailed Statement of Expenditure of the Consolidated Fund
for the financial year 2019-2020

Item No.	Details	Appropriation (a) Rs	Total Provisions* (b) Rs	Actual Expenditure (c) Rs	(Over)/Under Appropriation (a-c) Rs	(Over)/Under Total Provisions (b-c) Rs
Sub-Head 5-301: General - continued						
22	Goods and Services - contd.					
22040	Office Equipment and Furniture	550,000	1,650,000	902,726	(352,726)	747,274
22050	Office Expenses	750,000	1,350,000	1,326,445	(576,445)	23,555
22060	Maintenance	1,065,000	1,365,000	1,199,429	(134,429)	165,571
22070	Cleaning Services	1,800,000	1,800,000	1,519,236	280,764	280,764
22100	Publications and Stationery	1,715,000	2,115,000	1,857,047	(142,047)	257,953
22120	Fees	700,000	900,000	614,986	85,014	285,014
22130	Studies and Surveys	3,100,000	3,100,000	-	3,100,000	3,100,000
22900	Other Goods and Services	850,000	1,650,000	867,963	(17,963)	782,037
Capital Expenditure		3,900,000	3,900,000	3,305,029	594,971	594,971
31	Acquisition of Non-Financial Assets	3,900,000	3,900,000	3,305,029	594,971	594,971
31121	Transport Equipment	2,000,000	2,000,000	1,925,350	74,650	74,650
31121801	Acquisition of Vehicles	2,000,000	2,000,000	1,925,350	74,650	74,650
31122	Other Machinery and Equipment	1,400,000	1,400,000	888,389	511,611	511,611
31122802	Acquisition of IT Equipment	700,000	700,000	449,341	250,659	250,659
31122999	Acquisition of Other Machinery and Equipment	700,000	700,000	439,048	260,952	260,952
31132	Intangible Assets	500,000	500,000	491,290	8,710	8,710
31132401	E - Government projects (Digitisation)	500,000	500,000	491,290	8,710	8,710
Total - Sub-Head 5-301: General		89,650,000	91,851,000	81,339,874	8,310,126	10,511,126
Sub-Head 5-302: Women's Empowerment and Gender Mainstreaming						
Recurrent Expenditure		156,250,000	156,193,000	138,424,243	17,825,757	17,768,757
21	Compensation of Employees	21,865,000	21,908,000	19,159,610	2,705,390	2,748,390
21110	Personal Emoluments	19,005,000	19,005,000	17,021,687	1,983,313	1,983,313
21110001	Basic Salary	16,469,000	16,469,000	14,838,345	1,630,655	1,630,655
21110002	Salary Compensation	600,000	600,000	583,918	16,082	16,082
21110004	Allowances	500,000	500,000	355,597	144,403	144,403
21110009	End-of-year Bonus	1,436,000	1,436,000	1,243,827	192,173	192,173
21111	Other Staff Costs	2,600,000	2,600,000	1,839,729	760,271	760,271
21111002	Travelling and Transport	2,300,000	2,300,000	1,723,016	576,984	576,984
21111100	Overtime	300,000	300,000	116,713	183,287	183,287
21210	Social Contributions	260,000	303,000	298,194	(38,194)	4,806
22	Goods and Services	28,760,000	28,660,000	15,727,063	13,032,937	12,932,937
22010	Cost of Utilities	2,300,000	2,300,000	1,970,010	329,990	329,990
22030	Rent	3,700,000	3,700,000	2,516,030	1,183,970	1,183,970
22040	Office Equipment and Furniture	225,000	225,000	101,369	123,631	123,631
22050	Office Expenses	80,000	80,000	70,073	9,927	9,927
22060	Maintenance	1,095,000	1,095,000	478,504	616,496	616,496
22070	Cleaning Services	1,100,000	1,000,000	359,738	740,262	640,262
22090	Security Services	4,500,000	4,500,000	2,829,205	1,670,795	1,670,795
22100	Publications and Stationery	1,050,000	1,050,000	897,736	152,264	152,264
22120	Fees	1,800,000	1,800,000	905,484	894,516	894,516
22900	Other Goods and Services	12,910,000	12,910,000	5,598,914	7,311,086	7,311,086
	of which					
22900014	Hospitality and Ceremonies	7,400,000	7,400,000	4,635,205	2,764,795	2,764,795
	(a) Home Economics Unit	1,500,000	1,500,000	435,754	1,064,246	1,064,246
	(b) Gender/International Women's Day	3,000,000	3,000,000	3,000,000	-	-
	(c) Gender Equality and Women's Empowerment (GEWE) Award	1,000,000	1,000,000	25,924	974,076	974,076
	(d) Implementation of National Costed Action Plan on Gender Mainstreaming	1,500,000	1,500,000	1,095,281	404,719	404,719

STATEMENT D 1

Detailed Statement of Expenditure of the Consolidated Fund
for the financial year 2019-2020

Item No.	Details	Appropriation (a) Rs	Total Provisions* (b) Rs	Actual Expenditure (c) Rs	(Over)/Under Appropriation (a-c) Rs	(Over)/Under Total Provisions (b-c) Rs
Sub-Head 5-302: Women's Empowerment and Gender Mainstreaming - continued						
22	Goods and Services - contd.					
	(e) Implementation of National Gender Policy	400,000	400,000	78,246	321,754	321,754
22900922	Conferences/Workshops/Seminars- International/Regional Conferences IORA & Women of SIDS	1,500,000	1,500,000	-	1,500,000	1,500,000
22900955	Gender Mainstreaming	2,600,000	2,600,000	97,800	2,502,200	2,502,200
26	Grants	103,000,000	103,000,000	101,700,000	1,300,000	1,300,000
26313	Extra-Budgetary Units	103,000,000	103,000,000	101,700,000	1,300,000	1,300,000
26313066	National Women Entrepreneur Council	10,000,000	10,000,000	8,700,000	1,300,000	1,300,000
26313067	National Women's Council	93,000,000	93,000,000	93,000,000	-	-
28	Other Expense	2,625,000	2,625,000	1,837,569	787,431	787,431
28211	Transfers to Non-Profit Institutions	2,625,000	2,625,000	1,837,569	787,431	787,431
28211051	Women's Association's	2,625,000	2,625,000	1,837,569	787,431	787,431
Capital Expenditure		21,300,000	21,300,000	5,892,782	15,407,218	15,407,218
31	Acquisition of Non-Financial Assets	21,300,000	21,300,000	5,892,782	15,407,218	15,407,218
31111	Dwellings	10,000,000	10,000,000	-	10,000,000	10,000,000
31111010	Construction of Integrated Services Women Centre at Vacoas	10,000,000	10,000,000	-	10,000,000	10,000,000
31112	Non-Residential Buildings	11,300,000	11,300,000	5,892,782	5,407,218	5,407,218
31112418	Upgrading of Women's Centres (N 1) of which	11,300,000	11,300,000	5,892,782	5,407,218	5,407,218
	(a) Renovation and water proofing works - National Women Development Centre, Phoenix	7,000,000	4,000,000	1,484,946	5,515,054	2,515,054
	(b) Renovation and water-proofing works - Quartier Militaire Home Economics Resource Centre	1,100,000	1,100,000	169,427	930,573	930,573
	(c) Renovation Works at Lallmatie Women Empowerment Centre	1,500,000	1,500,000	383,497	1,116,503	1,116,503
	(d) Renovation Works at Notre Dame Women Empowerment Centre	1,000,000	1,000,000	369,606	630,394	630,394
Total - Sub-Head 5-302: Women's Empowerment and Gender Mainstreaming		177,550,000	177,493,000	144,317,025	33,232,975	33,175,975
Sub-Head 5-303: Child Protection, Welfare and Development						
Recurrent Expenditure		129,900,000	127,705,000	108,227,052	21,672,948	19,477,948
21	Compensation of Employees	48,170,000	45,275,000	42,132,587	6,037,413	3,142,413
21110	Personal Emoluments	43,920,000	40,920,000	37,982,086	5,937,914	2,937,914
21110001	Basic Salary	35,648,000	32,848,000	31,261,501	4,386,499	1,586,499
21110002	Salary Compensation	1,572,000	1,572,000	1,384,317	187,683	187,683
21110004	Allowances	2,500,000	2,500,000	2,490,871	9,129	9,129
21110005	Extra Assistance	1,000,000	1,000,000	240,600	759,400	759,400
21110009	End-of-year Bonus	3,200,000	3,000,000	2,604,796	595,204	395,204
21111	Other Staff Costs	3,800,000	3,800,000	3,602,501	197,499	197,499
21111002	Travelling and Transport	3,300,000	3,300,000	3,287,325	12,675	12,675

STATEMENT D 1

Detailed Statement of Expenditure of the Consolidated Fund
for the financial year 2019-2020

Item No.	Details	Appropriation (a) Rs	Total Provisions* (b) Rs	Actual Expenditure (c) Rs	(Over)/Under Appropriation (a-c) Rs	(Over)/Under Total Provisions (b-c) Rs
Sub-Head 5-303: Child Protection, Welfare and Development - continued						
21	Compensation of Employees - contd.					
21111100	Overtime	500,000	500,000	315,176	184,824	184,824
21210	Social Contributions	450,000	555,000	548,000	(98,000)	7,000
22	Goods and Services	36,230,000	36,930,000	23,496,079	12,733,921	13,433,921
22010	Cost of Utilities	1,530,000	1,530,000	1,489,605	40,395	40,395
22030	Rent	1,800,000	1,800,000	1,780,356	19,644	19,644
22040	Office Equipment and Furniture	400,000	400,000	96,639	303,361	303,361
22050	Office Expenses	200,000	300,000	261,002	(61,002)	38,998
22060	Maintenance	400,000	400,000	143,325	256,675	256,675
22070	Cleaning Services	150,000	150,000	38,579	111,421	111,421
22100	Publications and Stationery	400,000	900,000	391,753	8,247	508,247
22120	Fees	1,250,000	1,350,000	516,078	733,923	833,923
22900	Other Goods and Services	30,100,000	30,100,000	18,778,742	11,321,258	11,321,258
22900911	Running Expenses of Drop-in-Centre	5,000,000	5,000,000	822,186	4,177,814	4,177,814
22900912	Running Expenses of Shelters for Children	21,500,000	21,500,000	15,526,985	5,973,015	5,973,015
26	Grants	37,500,000	37,500,000	37,500,000	-	-
26313	Extra-Budgetary Units	37,500,000	37,500,000	37,500,000	-	-
26313050	National adoption Council	2,500,000	-	-	2,500,000	-
26313053	National Children's Council	35,000,000	37,500,000	37,500,000	(2,500,000)	-
	of which					
	Support to Child Day Care Centres Scheme	10,000,000	10,000,000	10,000,000	-	-
27	Social Benefits	8,000,000	8,000,000	5,098,385	2,901,615	2,901,615
27210	Social Assistance Benefits in Cash	8,000,000	8,000,000	5,098,385	2,901,615	2,901,615
27210011	Foster Care	8,000,000	8,000,000	5,098,385	2,901,615	2,901,615
Capital Expenditure		23,300,000	23,300,000	3,940,845	19,359,155	19,359,155
31	Acquisition of Non-Financial Assets	23,300,000	23,300,000	3,940,845	19,359,155	19,359,155
31111	Residential Buildings	21,800,000	21,800,000	3,107,816	18,692,184	18,692,184
31111007	Model Shelter La Colombe	10,000,000	10,000,000	-	10,000,000	10,000,000
31111407	Upgrading of Shelters for Children	11,800,000	11,800,000	3,107,816	8,692,184	8,692,184
	(a) Repair works at La Cigogne	3,000,000	3,000,000	973,708	2,026,292	2,026,292
	(b) Upgrading of Shelter La Colombe - Pte Aux Sables	3,000,000	3,000,000	-	3,000,000	3,000,000
	(c) Construction of Boundary wall for Model Shelter La Colombe (N 1)	3,800,000	3,800,000	510,549	3,289,451	3,289,451
	(d) Refurbishment and electrical works - Shelter Oasis, GRNW	1,000,000	1,000,000	780,792	219,208	219,208
	(e) Refurbishment and electrical works - Shelter L'Oiseau du Paradis, Cap Malheureux	1,000,000	1,000,000	842,767	157,233	157,233
31112	Non-Residential Buildings	1,000,000	1,000,000	563,261	436,739	436,739
31112428	Upgrading of Creativity Centre at Mahebourg (N 1)	1,000,000	1,000,000	563,261	436,739	436,739

STATEMENT D 1

Detailed Statement of Expenditure of the Consolidated Fund
for the financial year 2019-2020

Item No.	Details	Appropriation (a) Rs	Total Provisions* (b) Rs	Actual Expenditure (c) Rs	(Over)/Under Appropriation (a-c) Rs	(Over)/Under Total Provisions (b-c) Rs
Sub-Head 5-303: Child Protection, Welfare and Development - continued						
31	Acquisition of Non-Financial Assets - contd.					
31132	Intangible Assets	500,000	500,000	269,768	230,232	230,232
31132401	E - Government projects	500,000	500,000	269,768	230,232	230,232
Total - Sub-Head 5-303: Child Protection, Welfare and Development		153,200,000	151,005,000	112,167,897	41,032,104	38,837,104
Sub-Head 5-304: Family Welfare and Protection from Gender-Based Violence						
Recurrent Expenditure		49,900,000	49,951,000	32,548,276	17,351,724	17,402,724
21	Compensation of Employees	29,100,000	29,151,000	25,085,056	4,014,944	4,065,944
21110	Personal Emoluments	26,175,000	26,175,000	22,592,516	3,582,484	3,582,484
21110001	Basic Salary	20,999,000	20,999,000	18,050,650	2,948,350	2,948,350
21110002	Salary Compensation	786,000	786,000	674,409	111,591	111,591
21110004	Allowances	2,500,000	2,500,000	2,305,480	194,520	194,520
21110009	End-of-year Bonus	1,890,000	1,890,000	1,561,977	328,023	328,023
21111	Other Staff Costs	2,650,000	2,650,000	2,185,673	464,327	464,327
21111002	Travelling and Transport	2,400,000	2,400,000	1,968,703	431,297	431,297
21111100	Overtime	250,000	250,000	216,971	33,030	33,030
21210	Social Contributions	275,000	326,000	306,867	(31,867)	19,133
22	Goods and Services	20,800,000	20,800,000	7,463,220	13,336,780	13,336,780
22040	Office Equipment and Furniture	250,000	250,000	29,075	220,925	220,925
22120	Fees	2,550,000	2,550,000	1,471,040	1,078,960	1,078,960
22900	Other Goods and Services	18,000,000	18,000,000	5,963,105	12,036,895	12,036,895
22900908	of which Women & Children's Solidarity Programme	14,800,000	14,800,000	4,128,021	10,671,979	10,671,979
	(a) Review of the National Policy Paper on Family	2,000,000	2,000,000	-	2,000,000	2,000,000
	(b) Assistance to victims of Domestic Violence	4,000,000	4,000,000	1,772,709	2,227,291	2,227,291
	(c) Gender-based Violence Observatory	2,500,000	2,500,000	275,079	2,224,921	2,224,921
	(d) Empowerment of Victims of Domestic Violence	1,000,000	1,000,000	-	1,000,000	1,000,000
	(e) Domestic Violence Information System (DOVIS)	1,800,000	1,800,000	338,369	1,461,631	1,461,631
	(f) Integrated Support Centre	1,000,000	1,000,000	584,258	415,742	415,742
	(g) Information Education Communication	2,000,000	2,000,000	1,150,645	849,355	849,355
	(h) Implementation of Action Plan on Intimate Partner Violence	500,000	500,000	6,960	493,040	493,040
Capital Expenditure		700,000	700,000	519,740	180,260	180,260
31	Acquisition of Non-Financial Assets	700,000	700,000	519,740	180,260	180,260
31122	Other Machinery and Equipment	700,000	700,000	519,740	180,260	180,260
31122802	Acquisition of IT Equipment for Integrated Support Services icw Domestic Violence	700,000	700,000	519,740	180,260	180,260
Total - Sub-Head 5-304: Family Welfare and Protection from Gender-Based Violence		50,600,000	50,651,000	33,068,016	17,531,984	17,582,984
Total - Vote 5-3: Gender Equality, Child Development and Family Welfare		471,000,000	471,000,000	370,892,812	100,107,188	100,107,188

STATEMENT D 1

Detailed Statement of Expenditure of the Consolidated Fund
for the financial year 2019-2020

Item No.	Details	Appropriation (a) Rs	Total Provisions* (b) Rs	Actual Expenditure (c) Rs	(Over)/Under Appropriation (a-c) Rs	(Over)/Under Total Provisions (b-c) Rs
Vote 5-4: Social Welfare and Community-Based Activities						
Recurrent Expenditure		349,000,000	349,000,000	345,716,213	3,283,787	3,283,787
21	Compensation of Employees	22,445,000	22,355,000	20,979,796	1,465,204	1,375,204
21110	Personal Emoluments	19,595,000	19,460,000	18,615,607	979,393	844,393
21110001	Basic Salary	16,094,000	15,959,000	15,658,245	435,755	300,755
21110002	Salary Compensation	531,000	531,000	526,061	4,939	4,939
21110004	Allowances	770,000	770,000	507,763	262,237	262,237
21110006	Cash in lieu of Leave	800,000	800,000	649,659	150,341	150,341
21110009	End-of-year Bonus	1,400,000	1,400,000	1,273,880	126,120	126,120
21111	Other Staff Costs	2,600,000	2,600,000	2,109,909	490,091	490,091
21111002	Travelling and Transport	2,500,000	2,500,000	2,077,172	422,828	422,828
21111100	Overtime	100,000	100,000	32,736	67,264	67,264
21210	Social Contributions	250,000	295,000	254,281	(4,281)	40,719
22	Goods and Services	4,555,000	4,645,000	2,737,408	1,817,592	1,907,592
22010	Cost of Utilities	465,000	465,000	306,072	158,928	158,928
22020	Fuel and Oil	50,000	50,000	-	50,000	50,000
22030	Rent	2,300,000	2,300,000	1,518,000	782,000	782,000
22040	Office Equipment and Furniture	630,000	630,000	260,944	369,056	369,056
22050	Office Expenses	200,000	200,000	109,176	90,824	90,824
22060	Maintenance	500,000	500,000	143,761	356,240	356,240
22100	Publications and Stationery	130,000	130,000	116,811	13,189	13,189
22120	Fees	100,000	100,000	40,400	59,600	59,600
22900	Other Goods and Services	180,000	270,000	242,245	(62,245)	27,755
26	Grants	304,000,000	304,000,000	304,000,000	-	-
26313	Extra-Budgetary Units	304,000,000	304,000,000	304,000,000	-	-
26313085	Sugar Industry Labour Welfare Fund	304,000,000	304,000,000	304,000,000	-	-
28	Other Expense	18,000,000	18,000,000	17,999,009	991	991
28211	Transfers to Non-Profit Institutions	18,000,000	18,000,000	17,999,009	991	991
28211022	Social Welfare Centres	18,000,000	18,000,000	17,999,009	991	991
Capital Expenditure		27,000,000	27,000,000	15,742,218	11,257,782	11,257,782
26	Grants	10,000,000	10,000,000	10,000,000	-	-
26323	Extra-Budgetary Units	10,000,000	10,000,000	10,000,000	-	-
26323085	Sugar Industry Labour Welfare Fund	10,000,000	10,000,000	10,000,000	-	-
28	Other Expense	9,000,000	9,000,000	2,130,149	6,869,851	6,869,851
28221	Transfers to Non-Profit Institutions	9,000,000	9,000,000	2,130,149	6,869,851	6,869,851
28221022	Social Welfare Centres of which	9,000,000	9,000,000	2,130,149	6,869,851	6,869,851
	Digitisation of Social Welfare Centres	3,000,000	3,000,000	2,028,059	971,941	971,941
31	Acquisition of Non-Financial Assets	8,000,000	8,000,000	3,612,070	4,387,930	4,387,930
31112	Non-Residential Buildings	7,000,000	7,000,000	2,612,070	4,387,930	4,387,930
31112023	Community centres / Social Halls	2,000,000	2,000,000	2,000,000	-	-
31112439	Upgrading of Social Welfare Centres	5,000,000	5,000,000	612,070	4,387,930	4,387,930
31121	Transport Equipment	1,000,000	1,000,000	1,000,000	-	-

STATEMENT D 1

Detailed Statement of Expenditure of the Consolidated Fund
for the financial year 2019-2020

Item No.	Details	Appropriation (a) Rs	Total Provisions* (b) Rs	Actual Expenditure (c) Rs	(Over)/Under Appropriation (a-c) Rs	(Over)/Under Total Provisions (b-c) Rs
Vote 5-4: Social Welfare and Community-Based Activities - continued						
31	Acquisition of Non-Financial Assets - contd.					
31121801	Acquisition of Vehicles	1,000,000	1,000,000	1,000,000	-	-
Total - Vote 5-4: Social Welfare and Community-Based Activities		376,000,000	376,000,000	361,458,431	14,541,569	14,541,569
Total - Vice-Prime Minister's Office, Ministry of Local Government and Outer Islands, and Gender Equality, Child Development and Family Welfare		6,557,000,000	6,557,000,000	5,745,756,966	811,243,034	811,243,034
Vote 6-1: Ministry of Technology, Communication and Innovation						
Sub-Head 6-101: General						
Recurrent Expenditure		339,700,000	339,700,000	310,339,357	29,360,643	29,360,643
20	Allowance to Minister	2,400,000	2,527,000	2,526,667	(126,667)	333
20100	Annual Allowance	2,400,000	2,527,000	2,526,667	(126,667)	333
21	Compensation of Employees	70,093,000	69,966,000	66,009,943	4,083,057	3,956,057
21110	Personal Emoluments	60,043,000	59,916,000	56,787,000	3,256,000	3,129,000
21110001	Basic Salary	48,093,000	47,821,000	45,297,255	2,795,745	2,523,745
21110002	Salary Compensation	1,200,000	1,225,000	1,224,240	(24,240)	760
21110004	Allowances	2,100,000	2,100,000	1,713,987	386,013	386,013
21110005	Extra Assistance	2,450,000	2,570,000	2,563,075	(113,075)	6,925
21110006	Cash in lieu of Leave	2,100,000	2,100,000	1,955,402	144,598	144,598
21110009	End-of-year Bonus	4,100,000	4,100,000	4,033,041	66,959	66,959
21111	Other Staff Costs	9,450,000	9,450,000	8,673,935	776,065	776,065
21111001	Wages	200,000	200,000	165,231	34,769	34,769
21111002	Travelling and Transport	7,200,000	7,200,000	7,092,055	107,945	107,945
21111100	Overtime	2,000,000	2,000,000	1,385,175	614,825	614,825
21111200	Staff Welfare	50,000	50,000	31,473	18,527	18,527
21210	Social Contributions	600,000	600,000	549,009	50,991	50,991
22	Goods and Services	124,657,000	124,222,000	109,673,178	14,983,822	14,548,822
22010	Cost of Utilities	4,025,000	4,025,000	3,087,085	937,915	937,915
22020	Fuel and Oil	325,000	325,000	299,294	25,706	25,706
22030	Rent	14,510,000	14,510,000	13,464,892	1,045,108	1,045,108
22040	Office Equipment and Furniture	1,000,000	1,000,000	854,676	145,324	145,324
22050	Office Expenses	660,000	660,000	635,163	24,837	24,837
22060	Maintenance	1,325,000	1,325,000	1,193,362	131,638	131,638
22070	Cleaning Services	117,000	117,000	90,918	26,082	26,082
22100	Publications and Stationery	3,175,000	3,175,000	1,143,453	2,031,547	2,031,547
22120	Fees	11,250,000	10,815,000	4,125,389	7,124,611	6,689,611
	of which					
22120007	Fees for Training	1,700,000	1,700,000	319,983	1,380,017	1,380,017
22120008	Fees to Consultants	3,600,000	3,165,000	-	3,600,000	3,165,000
	(a) Cyber Security	3,600,000	3,165,000	-	3,600,000	3,165,000
22120034	Membership Fees	3,275,000	3,275,000	3,224,877	50,123	50,123
22120035	Fees icw IT Security	2,000,000	2,000,000	-	2,000,000	2,000,000
22900	Other Goods and Services	88,270,000	88,270,000	84,778,946	3,491,054	3,491,054
	of which					
22900904	Government Online Centre (GOC) - Operating Costs	80,000,000	80,000,000	78,432,308	1,567,692	1,567,692
22900916	Running cost of Data Protection Office	6,500,000	6,500,000	5,431,689	1,068,311	1,068,311

STATEMENT D 1

Detailed Statement of Expenditure of the Consolidated Fund
for the financial year 2019-2020

Item No.	Details	Appropriation (a) Rs	Total Provisions* (b) Rs	Actual Expenditure (c) Rs	(Over)/Under Appropriation (a-c) Rs	(Over)/Under Total Provisions (b-c) Rs
Sub-Head 6-101: General - continued						
22	Goods and Services - contd.					
22900955	Gender Mainstreaming	200,000	200,000	-	200,000	200,000
26	Grants	122,550,000	122,985,000	119,114,607	3,435,393	3,870,393
26210	Contribution to International Organisations	4,850,000	5,285,000	5,216,949	(366,949)	68,051
26210130	African Telecommunications Union	450,000	450,000	443,241	6,759	6,759
26210131	International Telecommunication Union	2,800,000	3,035,000	2,995,560	(195,560)	39,440
26210133	Universal Postal Union	1,600,000	1,800,000	1,778,148	(178,148)	21,852
26313	Extra-Budgetary Units	117,700,000	117,700,000	113,897,658	3,802,342	3,802,342
26313025	Independent Broadcasting Authority	3,700,000	3,700,000	3,700,000	-	-
26313042	Mauritius Research and Innovation Council	45,000,000	45,000,000	41,198,362	3,801,638	3,801,638
26313054	National Computer Board of which	69,000,000	69,000,000	68,999,296	704	704
	(a) 3D Printing Service Centres	7,000,000	7,000,000	7,000,000	-	-
	(b) Coding in Primary	2,100,000	2,100,000	2,100,000	-	-
	(c) Open Data Initiatives	1,000,000	1,000,000	1,000,000	-	-
	(d) Training of Secondary Students in Coding	1,400,000	1,400,000	1,400,000	-	-
	(e) Citizen Engagement Programme	1,000,000	1,000,000	1,000,000	-	-
	(f) Organisation of InnovTech Conference	2,000,000	2,000,000	2,000,000	-	-
	(g) National Awareness Campaigns on Cybersecurity	500,000	500,000	500,000	-	-
28	Other Expense	20,000,000	20,000,000	13,014,962	6,985,038	6,985,038
28215	Transfers to Private Enterprises	20,000,000	20,000,000	13,014,962	6,985,038	6,985,038
28215011	Innovative ICT Related Schemes of which	20,000,000	20,000,000	13,014,962	6,985,038	6,985,038
	Porting of Parcel Identification Number(PIN) on Blockchain Technology	10,000,000	6,975,000	-	10,000,000	6,975,000
Capital Expenditure		153,900,000	153,900,000	146,459,749	7,440,251	7,440,251
26	Grants	104,600,000	104,600,000	102,691,000	1,909,000	1,909,000
26323	Extra-Budgetary Units	104,600,000	104,600,000	102,691,000	1,909,000	1,909,000
26323042	Mauritius Research and Innovation Council of which	101,100,000	101,100,000	100,000,000	1,100,000	1,100,000
	Research and Innovation Projects	100,000,000	100,000,000	100,000,000	-	-
26323054	National Computer Board	3,500,000	3,500,000	2,691,000	809,000	809,000
31	Acquisition of Non-Financial Assets	49,300,000	49,300,000	43,768,749	5,531,251	5,531,251
31112	Non-Residential Buildings	1,000,000	1,000,000	414,263	585,737	585,737
31112401	Upgrading of Office Building	1,000,000	1,000,000	414,263	585,737	585,737
31122	Other Machinery and Equipment	4,500,000	4,500,000	1,358,383	3,141,617	3,141,617
31122802	Acquisition of IT Equipment	4,500,000	4,500,000	1,358,383	3,141,617	3,141,617
31132	Intangible Assets	43,800,000	43,800,000	41,996,102	1,803,898	1,803,898

STATEMENT D 1

Detailed Statement of Expenditure of the Consolidated Fund
for the financial year 2019-2020

Item No.	Details	Appropriation (a) Rs	Total Provisions* (b) Rs	Actual Expenditure (c) Rs	(Over)/Under Appropriation (a-c) Rs	(Over)/Under Total Provisions (b-c) Rs
Sub-Head 6-101: General - continued						
31	Acquisition of Non-Financial Assets - contd.					
31132402	Upgrading of GOC (N 1)	39,000,000	39,000,000	37,357,559	1,642,441	1,642,441
31132801	Acquisition of Software	4,800,000	4,800,000	4,638,543	161,457	161,457
Total - Sub-Head 6-101: General		493,600,000	493,600,000	456,799,106	36,800,894	36,800,894
Sub-Head 6-102: Central Informatics Bureau						
Recurrent Expenditure		189,000,000	157,300,000	127,943,156	61,056,844	29,356,844
21	Compensation of Employees	47,185,000	47,185,000	41,824,867	5,360,133	5,360,133
21110	Personal Emoluments	40,000,000	40,000,000	35,194,963	4,805,037	4,805,037
21110001	Basic Salary	34,815,000	34,815,000	30,606,895	4,208,105	4,208,105
21110002	Salary Compensation	520,000	520,000	464,629	55,371	55,371
21110004	Allowances	450,000	450,000	382,306	67,694	67,694
21110006	Cash in lieu of Leave	1,400,000	1,400,000	1,220,479	179,521	179,521
21110009	End-of-year Bonus	2,815,000	2,815,000	2,520,654	294,346	294,346
21111	Other Staff Costs	6,910,000	6,910,000	6,384,319	525,681	525,681
21111002	Travelling and Transport	6,500,000	6,500,000	6,140,976	359,024	359,024
21111100	Overtime	400,000	400,000	243,342	156,658	156,658
21111200	Staff Welfare	10,000	10,000	-	10,000	10,000
21210	Social Contributions	275,000	275,000	245,585	29,415	29,415
22	Goods and Services	141,815,000	110,115,000	86,118,289	55,696,711	23,996,711
22010	Cost of Utilities	1,160,000	1,160,000	1,041,360	118,640	118,640
22030	Rent	90,260,000	60,260,000	41,846,163	48,413,837	18,413,837
	of which					
	(a) Government Intranet Network System(GINS) Rental	55,000,000	55,000,000	36,746,462	18,253,538	18,253,538
	(b) Consolidating the resiliency and redundancy for the GINS infrastructure	30,000,000	-	-	30,000,000	-
22040	Office Equipment and Furniture	550,000	550,000	270,693	279,307	279,307
22050	Office Expenses	180,000	180,000	114,970	65,030	65,030
22060	Maintenance	25,625,000	23,925,000	19,086,993	6,538,007	4,838,007
	of which					
22060005	IT Equipment	25,300,000	23,600,000	19,002,693	6,297,307	4,597,307
22100	Publications and Stationery	350,000	350,000	151,682	198,318	198,318
22120	Fees	23,570,000	23,570,000	23,544,386	25,614	25,614
	of which					
22120023	Licence Fees for Oracle Technical Support	23,000,000	23,000,000	22,975,842	24,158	24,158
22900	Other Goods and Services	120,000	120,000	62,043	57,957	57,957
Capital Expenditure		20,000,000	51,700,000	43,063,249	(23,063,249)	8,636,751
31	Acquisition of Non-Financial Assets	20,000,000	51,700,000	43,063,249	(23,063,249)	8,636,751
31122	Other Machinery and Equipment	1,000,000	1,000,000	842,720	157,280	157,280
31122802	Acquisition of IT Equipment	1,000,000	1,000,000	842,720	157,280	157,280
31132	Intangible Assets	19,000,000	50,700,000	42,220,529	(23,220,529)	8,479,471
31132401	E - Government projects	19,000,000	50,700,000	42,220,529	(23,220,529)	8,479,471
	of which					
	(a) Certification Authority	15,000,000	15,000,000	8,838,511	6,161,489	6,161,489
	(b) Digital Communication Strategies	4,000,000	4,000,000	1,719,020	2,280,980	2,280,980
Total - Sub-Head 6-102: Central Informatics Bureau		209,000,000	209,000,000	171,006,405	37,993,595	37,993,595

STATEMENT D 1

Detailed Statement of Expenditure of the Consolidated Fund
for the financial year 2019-2020

Item No.	Details	Appropriation (a) Rs	Total Provisions* (b) Rs	Actual Expenditure (c) Rs	(Over)/Under Appropriation (a-c) Rs	(Over)/Under Total Provisions (b-c) Rs
Sub-Head 6-103: Central Information Systems Division						
Recurrent Expenditure		109,600,000	109,600,000	100,103,718	9,496,282	9,496,282
21	Compensation of Employees	103,075,000	101,963,000	93,551,945	9,523,055	8,411,055
21110	Personal Emoluments	96,925,000	95,391,858	88,062,335	8,862,665	7,329,523
21110001	Basic Salary	82,835,000	81,303,000	75,124,507	7,710,493	6,178,493
21110002	Salary Compensation	2,400,000	2,398,858	2,315,181	84,819	83,677
21110004	Allowances	1,200,000	1,200,000	1,082,006	117,994	117,994
21110006	Cash in lieu of Leave	3,600,000	3,600,000	3,286,344	313,656	313,656
21110009	End-of-year Bonus	6,890,000	6,890,000	6,254,297	635,703	635,703
21111	Other Staff Costs	5,150,000	5,451,142	4,371,303	778,697	1,079,839
21111002	Travelling and Transport	3,900,000	3,901,142	2,977,133	922,867	924,009
21111100	Overtime	1,200,000	1,500,000	1,345,170	(145,170)	154,830
21111200	Staff Welfare	50,000	50,000	48,999	1,001	1,001
21210	Social Contributions	1,000,000	1,120,000	1,118,307	(118,307)	1,693
22	Goods and Services	6,525,000	7,637,000	6,551,773	(26,773)	1,085,227
22010	Cost of Utilities	300,000	300,000	244,151	55,849	55,849
22020	Fuel and Oil	125,000	145,000	144,391	(19,391)	609
22030	Rent	90,000	90,000	68,850	21,150	21,150
22040	Office Equipment and Furniture	250,000	830,000	824,669	(574,669)	5,331
22050	Office Expenses	300,000	425,000	346,796	(46,796)	78,204
22060	Maintenance	1,775,000	1,945,000	1,675,460	99,540	269,540
22100	Publications and Stationery	2,035,000	2,102,000	2,074,344	(39,344)	27,656
22120	Fees	1,550,000	1,700,000	1,107,805	442,195	592,195
22900	Other Goods and Services	100,000	100,000	65,307	34,693	34,693
Capital Expenditure		7,800,000	7,800,000	3,275,022	4,524,978	4,524,978
31	Acquisition of Non-Financial Assets	7,800,000	7,800,000	3,275,022	4,524,978	4,524,978
31121	Transport Equipment	2,000,000	2,000,000	1,587,000	413,000	413,000
31121801	Acquisition of Vehicles	2,000,000	2,000,000	1,587,000	413,000	413,000
31122	Other Machinery and Equipment	5,600,000	5,600,000	1,509,255	4,090,745	4,090,745
31122402	Upgrading of IT Equipment	100,000	100,000	48,215	51,785	51,785
31122802	Acquisition of IT Equipment	5,500,000	5,500,000	1,461,040	4,038,960	4,038,960
	(a) IT Equipment	1,500,000	1,500,000	1,461,040	38,960	38,960
	(c) Setting up of VOIP at CISD	4,000,000	4,000,000	-	4,000,000	4,000,000
31132	Intangible Assets	200,000	200,000	178,767	21,233	21,233
31132801	Acquisition of Software	200,000	200,000	178,767	21,233	21,233
Total - Sub-Head 6-103: Central Information Systems Division		117,400,000	117,400,000	103,378,740	14,021,260	14,021,260
Total - Vote 6-1: Ministry of Technology, Communication and Innovation		820,000,000	820,000,000	731,184,250	88,815,750	88,815,750
Ministry of Public Infrastructure and Land Transport, and Foreign Affairs, Regional Integration and International Trade						
Vote 7-1: Public Infrastructure						
Sub-Head 7-101: General						
Recurrent Expenditure		143,500,000	143,500,000	116,259,147	27,240,854	27,240,854
20	Allowance to Minister	2,400,000	2,400,000	2,400,000	-	-
20100	Annual Allowance	2,400,000	2,400,000	2,400,000	-	-
21	Compensation of Employees	87,690,000	82,195,000	77,061,869	10,628,131	5,133,131
21110	Personal Emoluments	77,985,000	72,052,000	67,036,660	10,948,340	5,015,340
21110001	Basic Salary	61,129,000	56,129,000	54,574,069	6,554,931	1,554,931
21110002	Salary Compensation	2,000,000	2,126,000	2,125,468	(125,468)	532
21110004	Allowances	3,400,000	3,400,000	2,298,956	1,101,044	1,101,044
21110005	Extra Assistance	2,900,000	2,291,000	1,367,315	1,532,685	923,685

STATEMENT D 1

Detailed Statement of Expenditure of the Consolidated Fund
for the financial year 2019-2020

Item No.	Details	Appropriation (a) Rs	Total Provisions* (b) Rs	Actual Expenditure (c) Rs	(Over)/Under Appropriation (a-c) Rs	(Over)/Under Total Provisions (b-c) Rs
Sub-Head 7-101: General - continued						
21	Compensation of Employees - contd.					
21110006	Cash in lieu of Leave	3,100,000	3,100,000	2,042,791	1,057,209	1,057,209
21110009	End-of-year Bonus	5,456,000	5,006,000	4,628,060	827,940	377,940
21111	Other Staff Costs	8,780,000	9,218,000	9,171,746	(391,746)	46,254
21111001	Wages	205,000	205,000	189,413	15,587	15,587
21111002	Travelling and Transport	6,400,000	6,838,000	6,812,216	(412,216)	25,784
21111100	Overtime	2,000,000	2,000,000	1,995,543	4,457	4,457
21111200	Staff Welfare	175,000	175,000	174,575	425	425
21210	Social Contributions	925,000	925,000	853,463	71,537	71,537
22	Goods and Services	40,360,000	45,855,000	36,298,278	4,061,722	9,556,722
22010	Cost of Utilities	3,620,000	3,670,000	2,796,148	823,852	873,852
22020	Fuel and Oil	260,000	285,000	282,048	(22,048)	2,952
22030	Rent	23,935,000	28,435,000	26,147,431	(2,212,431)	2,287,569
	of which					
22030001	Rental of Building	11,400,000	10,833,000	9,547,599	1,852,401	1,285,401
22030005	Rental of Facilities for Events	12,000,000	17,000,000	-	12,000,000	17,000,000
22040	Office Equipment and Furniture	700,000	1,200,000	845,493	(145,493)	354,507
22050	Office Expenses	550,000	550,000	408,837	141,163	141,163
22060	Maintenance	1,350,000	1,350,000	730,511	619,489	619,489
22070	Cleaning Services	395,000	395,000	378,453	16,547	16,547
22100	Publications and Stationery	975,000	1,395,000	1,124,070	(149,070)	270,930
22120	Fees	3,900,000	3,900,000	1,050,101	2,849,899	2,849,899
22170	Travelling within the Republic of Mauritius	325,000	325,000	-	325,000	325,000
22900	Other Goods and Services	4,350,000	4,350,000	2,535,184	1,814,816	1,814,816
	of which					
22900955	Gender Mainstreaming	200,000	200,000	33	199,967	199,967
26	Grants	13,000,000	13,000,000	489,000	12,511,000	12,511,000
26313	Extra-Budgetary Units	13,000,000	13,000,000	489,000	12,511,000	12,511,000
26313010	Construction Industry Development Board	13,000,000	13,000,000	489,000	12,511,000	12,511,000
27	Social Benefits	50,000	50,000	10,000	40,000	40,000
27210	Social Assistance Benefits in Cash	50,000	50,000	10,000	40,000	40,000
Capital Expenditure		4,400,000	4,400,000	1,294,887	3,105,114	3,105,114
31	Acquisition of Non-Financial Assets	4,400,000	4,400,000	1,294,887	3,105,114	3,105,114
31121	Transport Equipment	1,000,000	1,000,000	971,750	28,250	28,250
31121801	Acquisition of Vehicles	1,000,000	1,000,000	971,750	28,250	28,250
31122	Other Machinery and Equipment	400,000	400,000	323,137	76,864	76,864
31122802	Acquisition of IT Equipment	200,000	323,200	323,137	(123,137)	64
31122999	Acquisition of Other Machinery and Equipment	200,000	76,800	-	200,000	76,800
31132	Intangible Assets	3,000,000	3,000,000	-	3,000,000	3,000,000
31132111	E-Document Management System	3,000,000	3,000,000	-	3,000,000	3,000,000
Total - Sub-Head 7-101: General		147,900,000	147,900,000	117,554,033	30,345,967	30,345,967
Sub-Head 7-102: Public Infrastructure Division						
Recurrent Expenditure		416,000,000	415,900,000	347,441,067	68,558,933	68,458,933
21	Compensation of Employees	379,110,000	378,860,000	326,450,726	52,659,274	52,409,274
21110	Personal Emoluments	305,597,000	305,347,000	268,312,283	37,284,717	37,034,717

STATEMENT D 1

Detailed Statement of Expenditure of the Consolidated Fund
for the financial year 2019-2020

Item No.	Details	Appropriation (a) Rs	Total Provisions* (b) Rs	Actual Expenditure (c) Rs	(Over)/Under Appropriation (a-c) Rs	(Over)/Under Total Provisions (b-c) Rs
Sub-Head 7-102: Public Infrastructure Division - continued						
21	Compensation of Employees - contd.					
21110001	Basic Salary	247,412,000	247,312,000	221,333,064	26,078,937	25,978,937
21110002	Salary Compensation	9,500,000	9,500,000	8,470,981	1,029,019	1,029,019
21110004	Allowances	10,000,000	10,000,000	6,348,786	3,651,214	3,651,214
21110005	Extra Assistance	5,210,000	5,210,000	3,642,888	1,567,112	1,567,112
21110006	Cash in lieu of Leave	12,000,000	12,000,000	9,050,332	2,949,668	2,949,668
21110009	End-of-year Bonus	21,475,000	21,325,000	19,466,233	2,008,767	1,858,767
21111	Other Staff Costs	69,213,000	69,213,000	54,383,491	14,829,509	14,829,509
21111001	Wages	8,678,000	8,678,000	8,059,479	618,521	618,521
21111002	Travelling and Transport	46,000,000	46,000,000	36,825,196	9,174,804	9,174,804
21111100	Overtime	14,400,000	14,400,000	9,454,999	4,945,001	4,945,001
21111200	Staff Welfare	135,000	135,000	43,817	91,183	91,183
21210	Social Contributions	4,300,000	4,300,000	3,754,952	545,048	545,048
22	Goods and Services	36,890,000	37,040,000	20,990,341	15,899,659	16,049,659
22010	Cost of Utilities	5,100,000	5,250,000	4,141,154	958,846	1,108,846
22020	Fuel and Oil	1,500,000	1,500,000	1,431,379	68,621	68,621
22030	Rent	200,000	200,000	155,250	44,750	44,750
22040	Office Equipment and Furniture	1,000,000	1,000,000	705,599	294,401	294,401
22050	Office Expenses	340,000	340,000	281,936	58,064	58,064
22060	Maintenance	15,800,000	15,800,000	7,605,615	8,194,385	8,194,385
	of which					
22060001	Buildings	10,600,000	10,600,000	4,858,386	5,741,614	5,741,614
22060003	Plant & Equipment	2,200,000	2,200,000	1,376,470	823,530	823,530
22070	Cleaning Services	1,500,000	1,500,000	1,499,062	938	938
22100	Publications and Stationery	2,500,000	2,500,000	2,081,891	418,109	418,109
22120	Fees	1,050,000	1,050,000	416,625	633,375	633,375
22150	Scientific and Laboratory Equipment and Supplies	3,600,000	3,600,000	170,356	3,429,644	3,429,644
22900	Other Goods and Services	4,300,000	4,300,000	2,501,474	1,798,526	1,798,526
	of which					
22900001	Uniforms	4,000,000	4,000,000	2,274,199	1,725,801	1,725,801
Capital Expenditure		113,500,000	113,600,000	51,153,309	62,346,691	62,446,691
31	Acquisition of Non-Financial Assets	113,500,000	113,600,000	51,153,309	62,346,691	62,446,691
31112	Non-Residential Buildings	81,770,000	80,641,000	35,932,879	45,837,121	44,708,121
31112401	Upgrading of Office Buildings (N 1)	18,431,000	17,382,500	15,221,836	3,209,164	2,160,664
31112433	Refurbishment of Emmanuel Anquetil Building	63,339,000	63,258,500	20,711,044	42,627,956	42,547,456
31121	Transport Equipment	1,500,000	1,500,000	1,443,250	56,750	56,750
31121801	Acquisition of Vehicles	1,500,000	1,500,000	1,443,250	56,750	56,750
31122	Other Machinery and Equipment	19,450,000	19,450,000	1,798,868	17,651,132	17,651,132
	of which					
31122829	Acquisition of Geotechnical Equipment	15,000,000	15,000,000	-	15,000,000	15,000,000
31132	Intangible Assets	10,780,000	11,928,500	11,897,811	(1,117,811)	30,689
31132401	Computerisation project of Phoenix Technical Division	9,780,000	11,403,500	11,403,251	(1,623,251)	249
31132801	Acquisition of Software	1,000,000	525,000	494,560	505,440	30,440
31410	Non-Produced Assets	-	80,500	80,500	(80,500)	-
31410407	Rehabilitation Works for Landslide Management	-	80,500	80,500	(80,500)	-
Total - Sub-Head 7-102: Public Infrastructure Division		529,500,000	529,500,000	398,594,376	130,905,624	130,905,624
Sub-Head 7-103: Road Construction and Maintenance						
Recurrent Expenditure		158,300,000	158,300,000	147,060,409	11,239,591	11,239,591
22	Goods and Services	10,300,000	10,300,000	237,002	10,062,998	10,062,998
22120	Fees	300,000	300,000	237,002	62,998	62,998

STATEMENT D 1

Detailed Statement of Expenditure of the Consolidated Fund
for the financial year 2019-2020

Item No.	Details	Appropriation (a) Rs	Total Provisions* (b) Rs	Actual Expenditure (c) Rs	(Over)/Under Appropriation (a-c) Rs	(Over)/Under Total Provisions (b-c) Rs
Sub-Head 7-103: Road Construction and Maintenance - continued						
22	Goods and Services - contd.					
22130	Studies and Surveys	10,000,000	10,000,000	-	10,000,000	10,000,000
26	Grants	148,000,000	148,000,000	146,823,407	1,176,593	1,176,593
26313	Extra-Budgetary Units	148,000,000	148,000,000	146,823,407	1,176,593	1,176,593
26313079	Road Development Authority	148,000,000	148,000,000	146,823,407	1,176,593	1,176,593
Capital Expenditure		3,007,400,000	2,937,400,000	2,042,359,471	965,040,529	895,040,529
31	Acquisition of Non-Financial Assets	3,007,400,000	2,937,400,000	2,042,359,471	965,040,529	895,040,529
31112	Non-Residential Buildings	1,000,000	1,000,000	-	1,000,000	1,000,000
31112401	Upgrading of Office Buildings	1,000,000	1,000,000	-	1,000,000	1,000,000
31113	Other Structures	3,002,400,000	2,932,400,000	2,040,021,433	962,378,567	892,378,567
31113003	Construction and Upgrading of Roads	2,338,800,000	2,260,844,146	1,408,887,958	929,912,042	851,956,188
	(a) Saint Julien Bypass	13,200,000	13,200,000	13,074,483	125,517	125,517
	(b) De Caen flyover, Port-Louis	18,500,000	18,500,000	-	18,500,000	18,500,000
	(c) Repair of embankment failure on Terre Rouge Verdun Road	91,700,000	91,700,000	71,772,935	19,927,065	19,927,065
	(d) Reconstruction of Jumbo Phoenix Roundabout and A1 M1 Bridge (N 1)	1,150,000,000	1,124,974,340	812,774,388	337,225,612	312,199,952
	(e) La Vigie-La Brasserie Link Road	60,000,000	60,000,000	-	60,000,000	60,000,000
	(f) Third Lane from Jin-Fei to Port-Louis	70,300,000	67,720,900	17,359,770	52,940,230	50,361,130
	(g) Fort William Link Road	2,000,000	2,000,000	1,990,916	9,084	9,084
	(h) Pointe aux Sable Road at Petit Verger	60,000,000	77,069,806	77,069,805	(17,069,805)	1
	(i) Ebene flyover	75,000,000	75,000,000	-	75,000,000	75,000,000
	(j) Improvement of Bend at Nouvelle Decouverte (N 1)	61,990,000	61,990,000	35,849,004	26,140,996	26,140,996
	(k) L'Amaury Road	5,010,000	7,589,100	7,579,100	(2,569,100)	10,000
	(l) B28 Road (Lot 3) Phase 1 - from Deux Freres to Beau Champ (N 1)	55,000,000	55,000,000	14,611,125	40,388,875	40,388,875
	(m) Upgrading of Road at Palmerstone, Vacoas	150,000,000	80,000,000	-	150,000,000	80,000,000
	(n) A1-A3 Link Road (N 1)	200,000,000	200,000,000	109,839,406	90,160,594	90,160,594
	(o) Cap Malheureux Bypass (N 1)	137,400,000	137,400,000	115,618,368	21,781,632	21,781,632
	(p) Hillcrest Flyover, Quatre Bornes (N 1)	160,000,000	160,000,000	103,299,748	56,700,252	56,700,252
	(q) La Croisette New Link Road	28,700,000	28,700,000	28,048,910	651,090	651,090
31113004	Construction and Upgrading of Bridges	63,600,000	71,555,854	60,755,217	2,844,783	10,800,637
	(a) Radier St Martin at Bel Ombre	3,000,000	3,000,000	1,889,268	1,110,732	1,110,732
	(b) Ste Marie Bridge, Bel Ombre	31,600,000	38,766,757	38,766,756	(7,166,756)	1
	(c) Joli Bois Bridge, Mare Tabac	12,000,000	12,789,097	12,789,096	(789,096)	1
	(d) Choisy Bridge, Poste Lafayette	10,000,000	10,000,000	7,310,097	2,689,903	2,689,903
	(e) L'Avenir Bridge	7,000,000	7,000,000	-	7,000,000	7,000,000
31113403	Maintenance and Rehabilitation	600,000,000	600,000,000	570,378,258	29,621,742	29,621,742
	(a) Roads and Bridges	450,000,000	475,000,000	472,551,782	(22,551,782)	2,448,218
	(b) Footpaths	75,000,000	85,000,000	83,424,626	(8,424,626)	1,575,374
	(c) Road Marking & Signage	75,000,000	40,000,000	14,401,850	60,598,150	25,598,150

STATEMENT D 1

Detailed Statement of Expenditure of the Consolidated Fund
for the financial year 2019-2020

Item No.	Details	Appropriation (a) Rs	Total Provisions* (b) Rs	Actual Expenditure (c) Rs	(Over)/Under Appropriation (a-c) Rs	(Over)/Under Total Provisions (b-c) Rs
Sub-Head 7-103: Road Construction and Maintenance - continued						
31	Acquisition of Non-Financial Assets - contd.					
31121	Transport Equipment	2,000,000	2,000,000	1,988,265	11,735	11,735
31121801	Acquisition of Vehicles	2,000,000	2,000,000	1,988,265	11,735	11,735
31122	Other Machinery and Equipment	2,000,000	2,000,000	349,773	1,650,227	1,650,227
31122999	Acquisition of Other Machinery and Equipment	2,000,000	2,000,000	349,773	1,650,227	1,650,227
Total - Sub-Head 7-103: Road Construction and Maintenance		3,165,700,000	3,095,700,000	2,189,419,880	976,280,120	906,280,120
Sub-Head 7-104: Electrical Services Division						
Recurrent Expenditure		105,700,000	105,700,000	93,759,699	11,940,301	11,940,301
21	Compensation of Employees	94,925,000	94,790,000	85,842,808	9,082,193	8,947,193
21110	Personal Emoluments	83,975,000	83,840,000	76,174,037	7,800,963	7,665,963
21110001	Basic Salary	70,264,000	70,129,000	64,798,470	5,465,530	5,330,530
21110002	Salary Compensation	2,630,000	2,630,000	2,544,099	85,901	85,901
21110004	Allowances	2,000,000	2,000,000	973,869	1,026,131	1,026,131
21110006	Cash in lieu of Leave	3,000,000	3,000,000	2,227,783	772,217	772,217
21110009	End-of-year Bonus	6,081,000	6,081,000	5,629,815	451,185	451,185
21111	Other Staff Costs	9,450,000	9,450,000	8,491,663	958,337	958,337
21111002	Travelling and Transport	8,600,000	8,600,000	7,659,888	940,112	940,112
21111100	Overtime	800,000	800,000	792,420	7,580	7,580
21111200	Staff Welfare	50,000	50,000	39,355	10,646	10,646
21210	Social Contributions	1,500,000	1,500,000	1,177,108	322,892	322,892
22	Goods and Services	10,775,000	10,910,000	7,916,891	2,858,109	2,993,109
22010	Cost of Utilities	1,365,000	1,365,000	1,066,712	298,288	298,288
22020	Fuel and Oil	800,000	800,000	713,292	86,708	86,708
22030	Rent	3,440,000	3,440,000	3,051,152	388,848	388,848
22040	Office Equipment and Furniture	400,000	400,000	285,650	114,350	114,350
22050	Office Expenses	195,000	195,000	50,417	144,583	144,583
22060	Maintenance	1,275,000	1,275,000	689,508	585,492	585,492
22070	Cleaning Services	500,000	500,000	463,617	36,383	36,383
22090	Security Services	225,000	225,000	74,258	150,743	150,743
22100	Publications and Stationery	425,000	560,000	468,033	(43,033)	91,967
22120	Fees	450,000	450,000	327,750	122,250	122,250
22900	Other Goods and Services	1,700,000	1,700,000	726,502	973,498	973,498
Capital Expenditure		3,200,000	3,200,000	2,212,317	987,683	987,683
31	Acquisition of Non-Financial Assets	3,200,000	3,200,000	2,212,317	987,683	987,683
31121	Transport Equipment	1,300,000	1,258,000	1,098,250	201,750	159,750
31121801	Acquisition of Vehicles	1,300,000	1,258,000	1,098,250	201,750	159,750
31122	Other Machinery and Equipment	500,000	542,000	541,367	(41,367)	633
31122802	Acquisition of IT Equipment	500,000	542,000	541,367	(41,367)	633
31132	Intangible Assets	1,400,000	1,400,000	572,700	827,300	827,300
31132801	Acquisition of Software	1,400,000	1,400,000	572,700	827,300	827,300
Total - Sub-Head 7-104: Electrical Services Division		108,900,000	108,900,000	95,972,016	12,927,984	12,927,984
Total - Vote 7-1: Public Infrastructre		3,952,000,000	3,882,000,000	2,801,540,305	1,150,459,695	1,080,459,695
Vote 7-2: Land Transport						
Sub-Head 7-201: General						
Recurrent Expenditure		139,500,000	198,120,000	193,696,073	(54,196,073)	4,423,927
20	Allowance to Minister	-	1,550,000	1,526,667	(1,526,667)	23,333
20100	Annual Allowance	-	1,550,000	1,526,667	(1,526,667)	23,333

STATEMENT D 1

Detailed Statement of Expenditure of the Consolidated Fund
for the financial year 2019-2020

Item No.	Details	Appropriation (a) Rs	Total Provisions* (b) Rs	Actual Expenditure (c) Rs	(Over)/Under Appropriation (a-c) Rs	(Over)/Under Total Provisions (b-c) Rs
Sub-Head 7-201: General - continued						
21	Compensation of Employees	37,210,000	35,660,000	34,175,937	3,034,063	1,484,063
21110	Personal Emoluments	32,210,000	30,660,000	29,383,491	2,826,509	1,276,509
21110001	Basic Salary	25,801,000	23,976,000	23,666,326	2,134,674	309,674
21110002	Salary Compensation	800,000	875,000	851,551	(51,551)	23,449
21110004	Allowances	1,100,000	1,300,000	1,248,860	(148,860)	51,140
21110005	Extra Assistance	780,000	780,000	773,305	6,695	6,695
21110006	Cash in lieu of Leave	1,400,000	1,400,000	860,411	539,589	539,589
21110009	End-of-year Bonus	2,329,000	2,329,000	1,983,038	345,962	345,962
21111	Other Staff Costs	4,600,000	4,600,000	4,423,369	176,631	176,631
21111001	Wages	100,000	100,000	89,023	10,977	10,977
21111002	Travelling and Transport	2,700,000	2,700,000	2,699,409	591	591
21111100	Overtime	1,700,000	1,700,000	1,534,937	165,063	165,063
21111200	Staff Welfare	100,000	100,000	100,000	-	-
21210	Social Contributions	400,000	400,000	369,077	30,923	30,923
22	Goods and Services	102,040,000	160,660,000	157,814,139	(55,774,139)	2,845,861
22010	Cost of Utilities	2,195,000	2,545,000	2,247,950	(52,950)	297,050
22020	Fuel and Oil	400,000	400,000	290,463	109,537	109,537
22030	Rent	11,950,000	10,450,000	9,604,474	2,345,526	845,526
22040	Office Equipment and Furniture	500,000	1,600,000	1,470,951	(970,951)	129,049
22050	Office Expenses	385,000	435,000	380,731	4,269	54,269
22060	Maintenance	750,000	1,600,000	1,528,695	(778,695)	71,305
22070	Cleaning Services	80,000	80,000	71,550	8,450	8,450
22100	Publications and Stationery	730,000	930,000	883,919	(153,919)	46,081
22120	Fees	84,020,000	141,190,000	140,441,677	(56,421,677)	748,323
	of which					
22120008	Fees to Consultants	80,000,000	136,600,000	136,600,000	(56,600,000)	-
22170	Travelling within the Republic of Mauritius	200,000	200,000	1,016	198,984	198,984
22900	Other Goods and Services	830,000	1,230,000	892,712	(62,712)	337,288
26	Grants	180,000	180,000	179,330	670	670
26210	Contribution to International Organisations	180,000	180,000	179,330	670	670
26210029	Contribution to Union Internationale des Transports Publics (UITP)	120,000	120,000	120,000	-	-
26210204	Contribution to the United Nation Road Safety Trust Fund	60,000	60,000	59,330	670	670
27	Social Benefits	10,000	10,000	-	10,000	10,000
27210	Social Assistance Benefits in Cash	10,000	10,000	-	10,000	10,000
28	Other Expense	60,000	60,000	-	60,000	60,000
28211	Transfers to Non-Profit Institutions	60,000	60,000	-	60,000	60,000
28211005	Chartered Institute of Logistics and Transport	60,000	60,000	-	60,000	60,000
Capital Expenditure		-	440,000,000	220,000,000	(220,000,000)	220,000,000
32	Acquisition of Financial Assets	-	440,000,000	220,000,000	(220,000,000)	220,000,000
32145	Loans	-	440,000,000	220,000,000	(220,000,000)	220,000,000
32145523	Loan to Metro Express Ltd (MEL)	-	440,000,000	220,000,000	(220,000,000)	220,000,000
Total - Sub-Head 7-201: General		139,500,000	638,120,000	413,696,073	(274,196,073)	224,423,927

STATEMENT D 1

Detailed Statement of Expenditure of the Consolidated Fund
for the financial year 2019-2020

Item No.	Details	Appropriation (a) Rs	Total Provisions* (b) Rs	Actual Expenditure (c) Rs	(Over)/Under Appropriation (a-c) Rs	(Over)/Under Total Provisions (b-c) Rs
Sub-Head 7-202: Traffic Management and Road safety						
Recurrent Expenditure		207,700,000	161,980,000	146,329,114	61,370,886	15,650,886
21	Compensation of Employees	56,185,000	52,065,000	45,712,359	10,472,641	6,352,641
21110	Personal Emoluments	48,125,000	43,805,000	38,447,055	9,677,945	5,357,945
21110001	Basic Salary	37,483,000	33,883,000	29,184,314	8,298,686	4,698,686
21110002	Salary Compensation	1,310,000	1,310,000	1,162,660	147,340	147,340
21110004	Allowances	1,800,000	1,800,000	1,488,750	311,250	311,250
21110005	Extra Assistance	2,490,000	2,490,000	2,490,000	-	-
21110006	Cash in lieu of Leave	1,600,000	1,600,000	1,483,611	116,389	116,389
21110009	End-of-year Bonus	3,442,000	2,722,000	2,637,719	804,281	84,281
21111	Other Staff Costs	7,500,000	7,700,000	6,778,544	721,456	921,456
21111002	Travelling and Transport	6,400,000	6,400,000	5,568,128	831,872	831,872
21111100	Overtime	1,000,000	1,200,000	1,110,416	(110,416)	89,584
21111200	Staff Welfare	100,000	100,000	100,000	-	-
21210	Social Contributions	560,000	560,000	486,761	73,239	73,239
22	Goods and Services	151,505,000	109,905,000	100,616,754	50,888,246	9,288,246
22010	Cost of Utilities	8,600,000	8,600,000	8,385,559	214,441	214,441
22020	Fuel and Oil	400,000	475,000	426,549	(26,549)	48,451
22030	Rent	7,700,000	7,115,000	7,061,871	638,129	53,129
22040	Office Equipment and Furniture	150,000	1,150,000	1,102,949	(952,949)	47,051
22050	Office Expenses	180,000	230,000	151,872	28,128	78,128
22060	Maintenance of which	56,250,000	57,400,000	55,509,326	740,674	1,890,674
	(a) Traffic Lights	25,000,000	25,000,000	25,000,000	-	-
	(b) Speed Camera	30,000,000	30,000,000	28,893,958	1,106,042	1,106,042
	(c) Road Safety Data Management System	1,000,000	1,000,000	278,558	721,442	721,442
22070	Cleaning Services	300,000	300,000	215,763	84,237	84,237
22090	Security Services	850,000	850,000	415,380	434,620	434,620
22100	Publications and Stationery	500,000	510,000	379,095	120,905	130,905
22120	Fees	215,000	215,000	36,822	178,178	178,178
22900	Other Goods and Services of which	76,360,000	33,060,000	26,931,568	49,428,432	6,128,432
22900952	Implementation of National Road Safety Strategy	75,000,000	31,300,000	25,521,937	49,478,063	5,778,063
	(a) Studies and surveys	20,000,000	10,000,000	8,664,770	11,335,230	1,335,230
	(b) Awareness and Sensitisation Campaign	20,000,000	10,000,000	9,575,340	10,424,660	424,660
	(c) Education Programme	13,000,000	5,000,000	4,720,469	8,279,531	279,531
	(d) Training assistance	18,000,000	6,000,000	2,470,083	15,529,918	3,529,918
	(e) Road Safety Observatory	2,000,000	300,000	91,275	1,908,725	208,725
	(f) Capacity Building & Others	2,000,000	-	-	2,000,000	-
27	Social Benefits	10,000	10,000	-	10,000	10,000
27210	Social Assistance Benefits in Cash	10,000	10,000	-	10,000	10,000
Capital Expenditure		262,600,000	249,700,000	213,228,226	49,371,774	36,471,774
31	Acquisition of Non-Financial Assets	262,600,000	249,700,000	213,228,226	49,371,774	36,471,774
31113	Other Structures	240,200,000	227,300,000	210,635,775	29,564,225	16,664,225
31113001	Construction of Traffic Centres	40,200,000	29,800,000	22,249,650	17,950,350	7,550,350
	(a) Pointe aux Sables	2,600,000	200,000	200,000	2,400,000	-
	(b) Piton	3,800,000	-	-	3,800,000	-
	(c) Ebene Bus Holding Area	33,800,000	29,600,000	22,049,650	11,750,350	7,550,350
31113018	Road Safety Programme	200,000,000	197,500,000	188,386,125	11,613,875	9,113,875
	(a) Road markings and traffic signs	40,000,000	37,500,000	33,365,393	6,634,607	4,134,607

STATEMENT D 1

Detailed Statement of Expenditure of the Consolidated Fund
for the financial year 2019-2020

Item No.	Details	Appropriation (a) Rs	Total Provisions* (b) Rs	Actual Expenditure (c) Rs	(Over)/Under Appropriation (a-c) Rs	(Over)/Under Total Provisions (b-c) Rs
Sub-Head 7-202: Traffic Management and Road safety - continued						
31	Acquisition of Non-Financial Assets - contd.					
	(b) Footpaths, walkways, drains and handrails	40,000,000	40,000,000	35,622,988	4,377,012	4,377,012
	(c) Crash Barriers, hardshoulders and delineators	50,000,000	50,000,000	49,527,960	472,040	472,040
	(d) Traffic Calming Measures	25,000,000	25,000,000	25,000,000	-	-
	(e) Construction of Bus Laybys and shelters	10,000,000	10,000,000	10,000,000	-	-
	(f) Treatment of Hazardous Roads	33,000,000	33,000,000	32,869,785	130,215	130,215
	(g) Road Safety Observatory	2,000,000	2,000,000	2,000,000	-	-
31121	Transport Equipment	1,000,000	1,320,000	1,316,750	(316,750)	3,250
31121801	Acquisition of Vehicles	1,000,000	1,320,000	1,316,750	(316,750)	3,250
31122	Other Machinery and Equipment	20,100,000	19,780,000	141,153	19,958,847	19,638,847
31122802	Acquisition of IT Equipment	100,000	100,000	-	100,000	100,000
31122999	Other Machinery and Equipment	20,000,000	19,680,000	141,153	19,858,847	19,538,847
	of which					
	(a) Traffic Lights	10,000,000	10,000,000	-	10,000,000	10,000,000
	(b) Traffic Signage Equipment	10,000,000	9,680,000	141,153	9,858,847	9,538,847
31132	Intangible Assets	1,300,000	1,300,000	1,134,548	165,452	165,452
31132801	Acquisition of Software	1,300,000	1,300,000	1,134,548	165,452	165,452
Total - Sub-Head 7-202: Traffic Management and Road safety		470,300,000	411,680,000	359,557,340	110,742,660	52,122,660
Sub-Head 7-203: National Transport Authority						
Recurrent Expenditure		1,575,200,000	1,575,200,000	1,445,067,910	130,132,090	130,132,090
21	Compensation of Employees	139,230,000	135,865,000	115,271,614	23,958,386	20,593,386
21110	Personal Emoluments	116,230,000	112,580,000	97,426,444	18,803,556	15,153,556
21110001	Basic Salary	94,268,000	91,218,000	80,514,712	13,753,288	10,703,288
21110002	Salary Compensation	3,210,000	3,210,000	2,964,023	245,977	245,977
21110004	Allowances	5,250,000	5,250,000	3,664,520	1,585,480	1,585,480
21110005	Extra Assistance	800,000	800,000	-	800,000	800,000
21110006	Cash in lieu of Leave	4,500,000	4,500,000	3,456,883	1,043,117	1,043,117
21110009	End-of-year Bonus	8,202,000	7,602,000	6,826,307	1,375,693	775,693
21111	Other Staff Costs	21,550,000	21,835,000	16,541,256	5,008,744	5,293,744
21111002	Travelling and Transport	20,000,000	20,000,000	15,218,781	4,781,219	4,781,219
21111100	Overtime	1,500,000	1,785,000	1,276,475	223,525	508,525
21111200	Staff Welfare	50,000	50,000	46,000	4,000	4,000
21210	Social Contributions	1,450,000	1,450,000	1,303,914	146,086	146,086
22	Goods and Services	79,960,000	83,325,000	56,425,080	23,534,920	26,899,920
22010	Cost of Utilities	4,000,000	4,375,000	4,204,507	(204,507)	170,493
22020	Fuel and Oil	160,000	160,000	100,265	59,735	59,735
22030	Rent	14,950,000	14,950,000	10,752,716	4,197,284	4,197,284
22040	Office Equipment and Furniture	600,000	1,070,000	783,715	(183,715)	286,286
22050	Office Expenses	1,025,000	1,235,000	979,177	45,823	255,823
22060	Maintenance	3,275,000	3,275,000	2,290,040	984,960	984,960
22070	Cleaning Services	200,000	200,000	198,621	1,379	1,379
22090	Security Services	2,100,000	2,475,000	2,255,667	(155,667)	219,333
22100	Publications and Stationery	1,600,000	2,095,000	1,858,469	(258,469)	236,531
22120	Fees	45,100,000	46,540,000	28,207,821	16,892,179	18,332,179
	of which					
22120004	Fees to Mauritius Posts Ltd	10,200,000	11,640,000	11,639,771	(1,439,771)	229

STATEMENT D 1

Detailed Statement of Expenditure of the Consolidated Fund
for the financial year 2019-2020

Item No.	Details	Appropriation (a) Rs	Total Provisions* (b) Rs	Actual Expenditure (c) Rs	(Over)/Under Appropriation (a-c) Rs	(Over)/Under Total Provisions (b-c) Rs
Sub-Head 7-203: National Transport Authority - continued						
22	Goods and Services - contd.					
22120038	Fees for Vehicle Examination	33,000,000	33,000,000	15,857,450	17,142,550	17,142,550
22170	Travelling within the Republic of Mauritius	100,000	100,000	22,556	77,444	77,444
22900	Other Goods and Services	6,850,000	6,850,000	4,771,528	2,078,472	2,078,472
22900013	of which Supply of Bus Passes (Free Travel)	5,000,000	5,000,000	3,624,721	1,375,279	1,375,279
25	Subsidies	1,356,000,000	1,356,000,000	1,273,371,215	82,628,785	82,628,785
25500	Public Transport Subsidies	1,356,000,000	1,356,000,000	1,273,371,215	82,628,785	82,628,785
25500001	Free Travel Scheme	1,256,000,000	1,256,000,000	1,237,071,215	18,928,785	18,928,785
25500002	Bus Modernisation Scheme	100,000,000	100,000,000	36,300,000	63,700,000	63,700,000
27	Social Benefits	10,000	10,000	-	10,000	10,000
27210	Social Assistance Benefits in Cash	10,000	10,000	-	10,000	10,000
Capital Expenditure		16,000,000	16,000,000	10,267,355	5,732,645	5,732,645
31	Acquisition of Non-Financial Assets	16,000,000	16,000,000	10,267,355	5,732,645	5,732,645
31112	Non-Residential Buildings	1,500,000	1,500,000	-	1,500,000	1,500,000
31112401	Upgrading of Office Buildings	1,500,000	1,500,000	-	1,500,000	1,500,000
31122	Other Machinery and Equipment	12,000,000	12,000,000	9,838,250	2,161,750	2,161,750
31122802	Acquisition of IT Equipment	12,000,000	12,000,000	9,838,250	2,161,750	2,161,750
	of which					
	Passenger Information System	10,000,000	10,000,000	9,791,100	208,900	208,900
31132	Intangible Assets	2,500,000	2,500,000	429,105	2,070,895	2,070,895
31132109	Computerisation of National Transport Authority	2,500,000	2,500,000	429,105	2,070,895	2,070,895
Total - Sub-Head 7-203: National Transport Authority		1,591,200,000	1,591,200,000	1,455,335,265	135,864,735	135,864,735
Total - Vote 7-2: Land Transport		2,201,000,000	2,641,000,000	2,228,588,678	(27,588,678)	412,411,322
Vote 7-3: Foreign Affairs, Regional Integration and International Trade						
Sub-Head 7-301: General						
Recurrent Expenditure		75,100,000	78,584,000	74,409,343	690,657	4,174,657
20	Allowance to Minister	-	1,527,000	1,526,667	(1,526,667)	333
20100	Annual Allowance	-	1,527,000	1,526,667	(1,526,667)	333
21	Compensation of Employees	59,996,000	61,963,000	58,974,480	1,021,520	2,988,520
21110	Personal Emoluments	53,396,000	53,863,000	51,032,655	2,363,345	2,830,345
21110001	Basic Salary	40,646,000	40,413,000	38,632,721	2,013,279	1,780,279
21110002	Salary Compensation	1,300,000	1,471,000	1,447,601	(147,601)	23,399
21110004	Allowances	2,200,000	2,729,000	2,719,988	(519,988)	9,012
21110005	Extra Assistance	4,000,000	4,000,000	3,028,995	971,005	971,005
21110006	Cash in lieu of Leave	1,800,000	1,800,000	1,800,000	-	-
21110009	End-of-year Bonus	3,450,000	3,450,000	3,403,349	46,651	46,651
21111	Other Staff Costs	6,000,000	7,418,000	7,259,825	(1,259,825)	158,175
21111001	Wages	350,000	468,000	457,673	(107,673)	10,327
21111002	Travelling and Transport	4,350,000	4,350,000	4,202,152	147,848	147,848
21111100	Overtime	1,300,000	2,600,000	2,600,000	(1,300,000)	-
21210	Social Contributions	600,000	682,000	682,000	(82,000)	-
22	Goods and Services	15,104,000	15,094,000	13,908,196	1,195,804	1,185,804
22010	Cost of Utilities	2,300,000	2,300,000	1,733,069	566,931	566,931
22030	Rent	9,724,000	9,724,000	9,713,392	10,608	10,608
22040	Office Equipment and Furniture	300,000	300,000	292,217	7,783	7,783

STATEMENT D 1

Detailed Statement of Expenditure of the Consolidated Fund
for the financial year 2019-2020

Item No.	Details	Appropriation (a) Rs	Total Provisions* (b) Rs	Actual Expenditure (c) Rs	(Over)/Under Appropriation (a-c) Rs	(Over)/Under Total Provisions (b-c) Rs
Sub-Head 7-301: General - continued						
22	Goods and Services - contd.					
22050	Office Expenses	660,000	660,000	650,115	9,885	9,885
22060	Maintenance	900,000	900,000	593,888	306,112	306,112
22070	Cleaning Services	40,000	46,000	45,795	(5,795)	205
22100	Publications and Stationery	820,000	804,000	530,706	289,294	273,294
22900	Other Goods and Services	360,000	360,000	349,015	10,985	10,985
	<i>of which</i>					
22900955	<i>Gender Mainstreaming</i>	200,000	200,000	200,000	-	-
Capital Expenditure		-	1,720,000	1,712,015	(1,712,015)	7,985
31	Acquisition of Non-Financial Assets	-	1,720,000	1,712,015	(1,712,015)	7,985
31112	Non-Residential Buildings	-	1,720,000	1,712,015	(1,712,015)	7,985
31112401	<i>Upgrading of Office Buildings</i>	-	1,720,000	1,712,015	(1,712,015)	7,985
Total - Sub-Head 7-301: General		75,100,000	80,304,000	76,121,358	(1,021,358)	4,182,642
Sub-Head 7-302: Foreign Relations and Regional Integration						
Recurrent Expenditure		1,013,800,000	1,017,448,000	976,978,413	36,821,587	40,469,587
21	Compensation of Employees	445,580,000	437,005,000	426,256,860	19,323,140	10,748,140
21110	Personal Emoluments	287,630,000	279,878,000	274,962,549	12,667,451	4,915,451
21110001	<i>Basic Salary</i>	124,930,000	117,014,500	114,681,661	10,248,339	2,332,839
21110002	<i>Salary Compensation</i>	1,700,000	1,780,000	1,544,595	155,405	235,405
21110004	<i>Allowances</i>	140,000,000	140,000,000	139,007,248	992,752	992,752
21110005	<i>Extra Assistance</i>	5,500,000	5,500,000	4,621,188	878,812	878,812
21110006	<i>Cash in lieu of Leave</i>	5,000,000	5,083,500	5,082,735	(82,735)	765
21110009	<i>End-of-year Bonus</i>	10,500,000	10,500,000	10,025,121	474,879	474,879
21111	Other Staff Costs	156,750,000	155,920,000	150,088,388	6,661,612	5,831,612
21111001	<i>Wages</i>	118,500,000	118,500,000	118,473,538	26,463	26,463
21111002	<i>Travelling and Transport</i>	35,100,000	33,270,000	27,511,881	7,588,119	5,758,119
21111100	<i>Overtime</i>	3,000,000	4,000,000	3,952,969	(952,969)	47,031
21111200	<i>Staff Welfare</i>	150,000	150,000	150,000	-	-
21210	Social Contributions	1,200,000	1,207,000	1,205,924	(5,924)	1,076
22	Goods and Services	288,700,000	289,774,000	268,768,992	19,931,008	21,005,008
22010	Cost of Utilities	25,500,000	25,705,000	23,579,426	1,920,574	2,125,574
22020	Fuel and Oil	4,300,000	4,400,000	3,721,512	578,488	678,488
22030	Rent	186,500,000	188,000,000	181,953,353	4,546,647	6,046,647
22040	Office Equipment and Furniture	4,000,000	6,800,000	6,236,092	(2,236,092)	563,908
22050	Office Expenses	6,250,000	7,350,000	6,041,525	208,475	1,308,475
22060	Maintenance	15,250,000	15,250,000	10,854,707	4,395,293	4,395,293
22070	Cleaning Services	250,000	860,000	822,444	(572,444)	37,556
22090	Security Services	8,000,000	8,000,000	7,028,284	971,716	971,716
22100	Publications and Stationery	5,100,000	5,424,000	5,127,922	(27,922)	296,078
22120	Fees	650,000	885,000	825,218	(175,218)	59,783
22190	Overseas Travel - Staff posted in Embassies	19,000,000	18,164,000	15,853,625	3,146,375	2,310,375
	<i>of which</i>					
	<i>Diaspora related Events</i>	4,000,000	4,000,000	-	4,000,000	4,000,000
22900	Other Goods and Services	13,900,000	8,936,000	6,724,884	7,175,116	2,211,116
	<i>of which</i>					
	<i>Hospitality and Ceremonies</i>	10,000,000	5,000,000	4,090,116	5,909,884	909,884
	<i>of which</i>					
	<i>(a) African Economic Platform</i>	4,000,000	2,325,000	-	4,000,000	2,325,000
	<i>(b) Peace Ambassador</i>	175,000	175,000	-	175,000	175,000
	<i>(c) Plenary Session on Piracy & Conference on Maritime Security</i>	3,500,000	2,500,000	298,675	3,201,325	2,201,325
22900971	<i>Expenses icw Commonwealth Climate Finance Skills Hub</i>	3,000,000	3,000,000	1,933,712	1,066,288	1,066,288

STATEMENT D 1

Detailed Statement of Expenditure of the Consolidated Fund
for the financial year 2019-2020

Item No.	Details	Appropriation (a) Rs	Total Provisions* (b) Rs	Actual Expenditure (c) Rs	(Over)/Under Appropriation (a-c) Rs	(Over)/Under Total Provisions (b-c) Rs
Sub-Head 7-302: Foreign Relations and Regional Integration - continued						
26	Grants	279,520,000	290,669,000	281,952,561	(2,432,561)	8,716,439
26110	Donations	-	9,200,000	7,842,532	(7,842,532)	1,357,468
26110008	Donation to the Bahamas	-	1,900,000	1,790,555	(1,790,555)	109,445
26110009	Donation to Government of Australia	-	7,300,000	6,051,977	(6,051,977)	1,248,023
26210	Contribution to International Organisations	279,520,000	279,469,000	272,311,269	7,208,731	7,157,731
26210044	United Nations Organisations	11,000,000	11,320,000	11,319,810	(319,810)	190
26210045	African Union	84,000,000	91,200,000	89,545,371	(5,545,371)	1,654,629
26210046	African Caribbean and Pacific States	5,100,000	5,100,000	4,790,389	309,611	309,611
26210047	United Nations PeaceKeeping Operations	7,400,000	7,400,000	5,264,820	2,135,180	2,135,180
26210048	Commonwealth Foundation	700,000	808,000	740,942	(40,942)	67,058
26210049	Organisation Internationale de la Francophonie	2,140,000	2,257,000	2,256,189	(116,189)	811
26210050	Commonwealth Secretariat	5,000,000	4,883,000	4,514,721	485,279	368,279
26210051	International Seabed Authority	40,000	40,000	38,522	1,478	1,478
26210053	Group of G77-ECDC	180,000	210,000	196,967	(16,967)	13,033
26210056	IORA - Membership	9,650,000	8,411,000	6,862,895	2,787,105	1,548,105
	Contribution of which					
	IORA Ministerial Conference and High Level Meeting on Trade & Investment	3,500,000	3,500,000	558,916	2,941,084	2,941,084
26210057	IOC Secretariat	23,020,000	24,259,000	24,258,417	(1,238,417)	583
26210058	SADC and Affiliated Institutions	98,000,000	98,000,000	97,301,292	698,708	698,708
26210059	COMESA Council	25,000,000	24,293,000	23,967,021	1,032,979	325,979
26210149	South Centre	180,000	210,000	197,875	(17,875)	12,126
26210151	International Exhibition Bureau	510,000	513,000	512,854	(2,854)	146
26210175	African Commission on Nuclear Energy	400,000	565,000	543,184	(143,184)	21,816
26210195	African Peer Review Mechanism	7,200,000	-	-	7,200,000	-
26211	Donation to International Organisations	-	2,000,000	1,798,760	(1,798,760)	201,240
26211004	Donation to African Union Commission	-	2,000,000	1,798,760	(1,798,760)	201,240
Capital Expenditure		97,500,000	101,780,000	65,778,782	31,721,218	36,001,218
31	Acquisition of Non-Financial Assets	97,500,000	101,780,000	65,778,782	31,721,218	36,001,218
31111	Residential Buildings	10,000,000	10,000,000	-	10,000,000	10,000,000
31111011	Construction of High Commissioner's Residence (New Delhi)	10,000,000	10,000,000	-	10,000,000	10,000,000
31112	Non-Residential Buildings	54,000,000	52,280,000	33,813,016	20,186,984	18,466,984
31112047	Construction of Chancery and Staff Residence	35,000,000	38,400,000	33,206,284	1,793,716	5,193,716
	(a) Addis Ababa	30,000,000	33,400,000	32,021,240	(2,021,240)	1,378,760
	(b) Madagascar	5,000,000	5,000,000	1,185,044	3,814,956	3,814,956
31112408	Upgrading of Chanceries	19,000,000	13,880,000	606,731	18,393,269	13,273,269
	(a) Chanceries & Home Based Staff Residence	16,000,000	10,880,000	606,731	15,393,269	10,273,269
	(b) Upgrading of Amenities and Services (New Delhi)	1,500,000	1,500,000	-	1,500,000	1,500,000
	(c) Upgrading of Security System (New Delhi)	1,500,000	1,500,000	-	1,500,000	1,500,000
31121	Transport Equipment	15,000,000	21,000,000	20,806,915	(5,806,915)	193,085
31121801	Acquisition of Vehicles	15,000,000	21,000,000	20,806,915	(5,806,915)	193,085
31122	Other Machinery and Equipment	18,500,000	18,500,000	11,158,852	7,341,148	7,341,148

STATEMENT D 1

Detailed Statement of Expenditure of the Consolidated Fund
for the financial year 2019-2020

Item No.	Details	Appropriation (a) Rs	Total Provisions* (b) Rs	Actual Expenditure (c) Rs	(Over)/Under Appropriation (a-c) Rs	(Over)/Under Total Provisions (b-c) Rs
Sub-Head 7-302: Foreign Relations and Regional Integration - continued						
31	Acquisition of Non-Financial Assets - contd.					
31122402	Upgrading of IT Equipment of which	11,000,000	11,000,000	4,315,142	6,684,858	6,684,858
	(a) VoIP and Consultancy for EDMS Project	4,000,000	4,000,000	3,817,913	182,087	182,087
	(b) On-Line Register for Diaspora	1,500,000	1,500,000	-	1,500,000	1,500,000
	(c) Development of an E-Diplomacy Platform	5,000,000	5,000,000	-	5,000,000	5,000,000
31122799	Acquisition/Upgrading of Other Machinery and Equipment of which	7,500,000	7,500,000	6,843,710	656,290	656,290
	Server & Domain Controller	1,500,000	1,500,000	-	1,500,000	1,500,000
Total - Sub-Head 7-302: Foreign Relations and Regional Integration		1,111,300,000	1,119,228,000	1,042,757,196	68,542,804	76,470,804
Sub-Head 7-303: International Trade						
Recurrent Expenditure		95,100,000	91,168,000	62,923,232	32,176,768	28,244,768
21	Compensation of Employees	34,255,000	33,730,000	32,677,505	1,577,495	1,052,495
21110	Personal Emoluments	31,055,000	30,324,650	29,277,508	1,777,492	1,047,142
21110001	Basic Salary	25,905,000	25,268,650	24,411,793	1,493,207	856,857
21110002	Salary Compensation	700,000	766,000	761,362	(61,362)	4,638
21110004	Allowances	950,000	950,000	949,082	918	918
21110006	Cash in lieu of Leave	1,200,000	1,200,000	1,125,059	74,941	74,941
21110009	End-of-year Bonus	2,300,000	2,140,000	2,030,213	269,787	109,787
21111	Other Staff Costs	2,900,000	3,030,000	3,024,984	(124,984)	5,016
21111002	Travelling and Transport	2,400,000	2,230,000	2,224,984	175,016	5,016
21111100	Overtime	400,000	700,000	700,000	(300,000)	-
21111200	Staff Welfare	100,000	100,000	100,000	-	-
21210	Social Contributions	300,000	375,350	375,012	(75,012)	338
22	Goods and Services	58,625,000	55,167,000	27,991,749	30,633,251	27,175,251
22010	Cost of Utilities	1,375,000	1,070,000	1,015,865	359,135	54,135
22020	Fuel and Oil	100,000	100,000	99,998	2	2
22030	Rent	7,020,000	5,520,000	4,744,845	2,275,155	775,155
22040	Office Equipment and Furniture	600,000	760,000	571,895	28,105	188,105
22050	Office Expenses	340,000	340,000	308,573	31,427	31,427
22060	Maintenance	3,550,000	3,550,000	3,510,320	39,680	39,680
22070	Cleaning Services	150,000	150,000	146,405	3,595	3,595
22100	Publications and Stationery	630,000	622,000	490,600	139,400	131,400
22120	Fees	17,500,000	17,695,000	12,643,056	4,856,944	5,051,944
	of which					
22120008	Fees to Consultants:	17,000,000	17,000,000	12,007,901	4,992,099	4,992,099
	(a) Socio-economic impact assessment - International Exhaustion of Trademark Rights	2,000,000	2,000,000	1,921,692	78,308	78,308
	(b) Implementation of National Intellectual Property Plan	7,000,000	10,086,210	10,086,210	(3,086,210)	-
	(c) Trade Remedies Expert	7,000,000	3,913,790	-	7,000,000	3,913,790
	(d) Studies and impact assessment - Trade Agreements and Trade Related Issues	1,000,000	1,000,000	-	1,000,000	1,000,000
22900	Other Goods and Services of which	27,360,000	25,360,000	4,460,191	22,899,809	20,899,809
	Hospitality and Ceremonies					
22900014		3,300,000	1,300,000	408,493	2,891,507	891,507
22900965	SADC Trade-Related Facility Programme	24,000,000	24,000,000	4,007,913	19,992,087	19,992,087

STATEMENT D 1

Detailed Statement of Expenditure of the Consolidated Fund
for the financial year 2019-2020

Item No.	Details	Appropriation (a) Rs	Total Provisions* (b) Rs	Actual Expenditure (c) Rs	(Over)/Under Appropriation (a-c) Rs	(Over)/Under Total Provisions (b-c) Rs
Sub-Head 7-303: International Trade - continued						
26	Grants	2,220,000	2,271,000	2,253,979	(33,979)	17,021
26210	Contribution to International Organisations	2,220,000	2,271,000	2,253,979	(33,979)	17,021
26210054	World Trade Organisation	2,100,000	2,151,000	2,150,441	(50,441)	559
26210055	World Intellectual Property Organisation	120,000	120,000	103,538	16,462	16,462
Capital Expenditure		8,500,000	8,500,000	2,478,141	6,021,859	6,021,859
31	Acquisition of Non-Financial Assets	8,500,000	8,500,000	2,478,141	6,021,859	6,021,859
31122	Other Machinery and Equipment	8,500,000	8,500,000	2,478,141	6,021,859	6,021,859
31122402	Upgrading of IT Equipment of which	8,500,000	8,500,000	2,478,141	6,021,859	6,021,859
	Modernisation of IP Office	8,000,000	8,000,000	2,478,141	5,521,859	5,521,859
Total - Sub-Head 7-303: International Trade		103,600,000	99,668,000	65,401,373	38,198,627	34,266,627
Total - Vote 7-3: Foreign Affairs, Regional Integration and International Trade		1,290,000,000	1,299,200,000	1,184,279,927	105,720,073	114,920,073
Total - Ministry of Public Infrastructure and Land Transport, and Foreign Affairs, Regional Integration and International Trade		7,443,000,000	7,822,200,000	6,214,408,910	1,228,591,090	1,607,791,090
Vote 8-1: Ministry of Education and Human Resources, Tertiary Education and Scientific Research						
Sub-Head 8-101: General						
Recurrent Expenditure		302,100,000	302,100,000	266,528,026	35,571,974	35,571,974
20	Allowance to Minister	2,400,000	2,400,000	2,400,000	-	-
20100	Annual Allowance	2,400,000	2,400,000	2,400,000	-	-
21	Compensation of Employees	169,226,000	163,776,000	150,089,414	19,136,586	13,686,586
21110	Personal Emoluments	143,971,000	136,021,000	122,864,268	21,106,732	13,156,732
21110001	Basic Salary	110,371,000	102,621,000	95,843,885	14,527,115	6,777,115
21110002	Salary Compensation	2,700,000	2,700,000	2,574,378	125,622	125,622
21110004	Allowances	10,000,000	10,000,000	5,335,674	4,664,326	4,664,326
21110005	Extra Assistance	6,500,000	6,500,000	5,269,341	1,230,659	1,230,659
21110006	Cash in lieu of Leave	5,200,000	5,200,000	4,903,818	296,182	296,182
21110009	End-of-year Bonus	9,200,000	9,000,000	8,937,174	262,826	62,826
21111	Other Staff Costs	19,505,000	21,005,000	20,660,437	(1,155,437)	344,563
21111002	Travelling and Transport	15,500,000	15,500,000	15,447,444	52,556	52,556
21111100	Overtime	3,500,000	5,000,000	4,785,716	(1,285,716)	214,284
21111200	Staff Welfare	505,000	505,000	427,276	77,724	77,724
21210	Social Contributions	5,750,000	6,750,000	6,564,709	(814,709)	185,291
22	Goods and Services	88,179,000	93,629,000	73,976,538	14,202,462	19,652,462
22010	Cost of Utilities	6,860,000	6,860,000	5,368,621	1,491,379	1,491,379
22020	Fuel and Oil	1,200,000	1,200,000	1,200,000	-	-
22030	Rent	25,800,000	25,900,000	23,725,799	2,074,201	2,174,201
22040	Office Equipment and Furniture	2,000,000	2,300,000	2,294,089	(294,089)	5,911
22050	Office Expenses	5,000,000	5,085,000	3,324,835	1,675,165	1,760,165
22060	Maintenance	6,975,000	7,475,000	5,686,744	1,288,256	1,788,256
22070	Cleaning Services	700,000	700,000	699,947	53	53
22090	Security Services	500,000	500,000	286,829	213,171	213,171
22100	Publications and Stationery	8,650,000	11,600,000	11,239,767	(2,589,767)	360,233
22120	Fees	17,604,000	16,904,000	5,832,415	11,771,585	11,071,585

STATEMENT D 1

Detailed Statement of Expenditure of the Consolidated Fund
for the financial year 2019-2020

Item No.	Details	Appropriation (a) Rs	Total Provisions* (b) Rs	Actual Expenditure (c) Rs	(Over)/Under Appropriation (a-c) Rs	(Over)/Under Total Provisions (b-c) Rs
Sub-Head 8-101: General - continued						
22	Goods and Services - contd.					
	<i>of which</i>					
	(a) Fees icw Training of Educators (Pre-Vocational)	2,000,000	2,000,000	717,347	1,282,653	1,282,653
	(b) Fees icw Academy for Teachers	5,000,000	5,000,000	-	5,000,000	5,000,000
22130	Studies and Surveys	7,400,000	11,600,000	11,580,838	(4,180,838)	19,162
	(a) Nine Year Continuous Basic Education (NYCBE)	5,100,000	10,719,162	10,700,000	(5,600,000)	19,162
	(b) Evaluation of Early Support Program	1,100,000	652,912	652,912	447,088	-
	(c) Evaluation of EDLP Project	1,200,000	227,926	227,926	972,074	-
22900	Other Goods and Services	5,490,000	3,505,000	2,736,654	2,753,346	768,346
	<i>of which</i>					
22900006	School Requisites	2,500,000	1,215,000	1,214,992	1,285,008	8
22900955	Gender Mainstreaming	200,000	200,000	-	200,000	200,000
26	Grants	42,085,000	42,085,000	40,038,575	2,046,425	2,046,425
26210	Contribution to International Organisations	2,085,000	2,085,000	1,733,243	351,757	351,757
26210069	United Nations Educational, Scientific and Cultural Organisation (UNESCO)	1,400,000	1,400,000	1,348,908	51,092	51,092
26210070	Conference des Ministres de L'Education des Pays ayant le Français en Partage (CONFEMEN)	315,000	315,000	315,000	-	-
26210072	Association for the Development of Education in Africa (ADEA)	370,000	370,000	69,335	300,665	300,665
26313	Extra-Budgetary Units	40,000,000	40,000,000	38,305,332	1,694,668	1,694,668
26313099	World Hindi Secretariat	10,000,000	10,000,000	10,000,000	-	-
26313201	Current Grant icw Nine-Year Continuous Basic Education	30,000,000	30,000,000	28,305,332	1,694,668	1,694,668
28	Other Expense	210,000	210,000	23,500	186,500	186,500
28211	Transfers to Non-Profit Institutions	210,000	210,000	23,500	186,500	186,500
28211042	Transfer Youth Club	210,000	210,000	23,500	186,500	186,500
Capital Expenditure		173,000,000	119,003,000	96,400,025	76,599,975	22,602,975
31	Acquisition of Non-Financial Assets	173,000,000	119,003,000	96,400,025	76,599,975	22,602,975
31121	Transport Equipment	3,000,000	3,000,000	2,970,000	30,000	30,000
31121801	Acquisition of Vehicles	3,000,000	3,000,000	2,970,000	30,000	30,000
31122	Other Machinery and Equipment	2,000,000	2,000,000	960,177	1,039,824	1,039,824
31122999	Acquisition of Other Machinery and Equipment	2,000,000	2,000,000	960,177	1,039,824	1,039,824
31133	Furniture, Fixtures and Fittings	1,000,000	1,000,000	619,400	380,600	380,600
	Nine Year Continuous Basic Education					
31112	Non-Residential Buildings	150,000,000	96,003,000	75,574,164	74,425,836	20,428,836
31112002	Construction and Extension of Schools	150,000,000	96,003,000	75,574,164	74,425,836	20,428,836
31122	Other Machinery and Equipment (N 1)	17,000,000	17,000,000	16,276,284	723,716	723,716
Total - Sub-Head 8-101: General		475,100,000	421,103,000	362,928,052	112,171,948	58,174,948

STATEMENT D 1

Detailed Statement of Expenditure of the Consolidated Fund
for the financial year 2019-2020

Item No.	Details	Appropriation (a) Rs	Total Provisions* (b) Rs	Actual Expenditure (c) Rs	(Over)/Under Appropriation (a-c) Rs	(Over)/Under Total Provisions (b-c) Rs
Sub-Head 8-102: Pre-Primary Education						
Recurrent Expenditure		270,000,000	270,000,000	262,054,992	7,945,008	7,945,008
26	Grants	270,000,000	270,000,000	262,054,992	7,945,008	7,945,008
26313	Extra-Budgetary Units	270,000,000	270,000,000	262,054,992	7,945,008	7,945,008
26313071	Early Childhood Care and Education Authority	270,000,000	270,000,000	262,054,992	7,945,008	7,945,008
	(a) Administrative Costs	34,000,000	34,000,000	32,865,949	1,134,051	1,134,051
	(b) Public Pre-Primary Schools	186,000,000	186,000,000	184,453,907	1,546,093	1,546,093
	(c) Private Pre-Primary Schools	50,000,000	50,000,000	44,735,136	5,264,864	5,264,864
Capital Expenditure		17,800,000	17,931,000	13,830,714	3,969,286	4,100,286
26	Grants	13,800,000	13,931,000	12,339,251	1,460,749	1,591,749
26323	Extra-Budgetary Units	13,800,000	13,931,000	12,339,251	1,460,749	1,591,749
26323071	Early Childhood Care and Education Authority	13,800,000	13,931,000	12,339,251	1,460,749	1,591,749
	of which					
	One-Off Grant to Private Pre-Primary Schools	7,500,000	7,500,000	6,026,023	1,473,977	1,473,977
31	Acquisition of Non-Financial Assets	4,000,000	4,000,000	1,491,462	2,508,538	2,508,538
31112	Non-Residential Buildings	4,000,000	4,000,000	1,491,462	2,508,538	2,508,538
31112002	Construction and Extension of Schools - Mount Ory GS (Pre-Primary Unit)	4,000,000	4,000,000	1,491,462	2,508,538	2,508,538
Total - Sub-Head 8-102: Pre-Primary Education		287,800,000	287,931,000	275,885,705	11,914,295	12,045,295
Sub-Head 8-103: Primary Education						
Recurrent Expenditure		3,991,800,000	4,003,800,000	3,827,633,410	164,166,590	176,166,590
21	Compensation of Employees	2,802,388,000	2,774,812,095	2,666,576,205	135,811,795	108,235,890
21110	Personal Emoluments	2,581,978,000	2,549,402,095	2,445,811,672	136,166,328	103,590,423
21110001	Basic Salary	2,164,278,000	2,112,302,095	2,024,645,670	139,632,330	87,656,425
21110002	Salary Compensation	72,700,000	75,700,000	71,904,287	795,713	3,795,713
21110004	Allowances	35,000,000	48,500,000	45,618,399	(10,618,399)	2,881,601
21110005	Extra Assistance	25,000,000	35,000,000	30,503,297	(5,503,297)	4,496,703
21110006	Cash in lieu of Leave	104,000,000	104,000,000	100,083,840	3,916,160	3,916,160
21110009	End-of-year Bonus	181,000,000	173,900,000	173,056,178	7,943,822	843,822
21111	Other Staff Costs	190,410,000	192,910,000	189,140,834	1,269,166	3,769,166
21111002	Travelling and Transport	182,410,000	179,410,000	176,923,419	5,486,581	2,486,581
21111100	Overtime	8,000,000	13,500,000	12,217,415	(4,217,415)	1,282,585
21210	Social Contributions	30,000,000	32,500,000	31,623,698	(1,623,698)	876,302
22	Goods and Services	369,884,000	434,459,905	387,228,263	(17,344,263)	47,231,642
22010	Cost of Utilities	38,100,000	39,100,000	34,853,767	3,246,233	4,246,233
22020	Fuel and Oil	200,000	650,000	302,401	(102,401)	347,599
22030	Rent	34,914,000	57,389,905	53,182,159	(18,268,159)	4,207,746
22040	Office Equipment and Furniture	290,000	290,000	185,785	104,215	104,215
22050	Office Expenses	1,100,000	1,500,000	1,009,061	90,939	490,939
22060	Maintenance	73,805,000	95,805,000	91,983,053	(18,178,053)	3,821,947
	of which					
22060001	Buildings	45,000,000	63,000,000	59,855,276	(14,855,276)	3,144,724
22060005	IT Equipment	28,000,000	32,000,000	31,558,056	(3,558,056)	441,944
22070	Cleaning Services	68,000,000	76,000,000	63,833,409	4,166,591	12,166,591
22090	Security Services	50,000,000	50,000,000	41,520,140	8,479,860	8,479,860
22100	Publications and Stationery	3,165,000	3,165,000	2,978,795	186,205	186,205
22120	Fees	27,000,000	29,400,000	19,275,657	7,724,343	10,124,343
	of which					
22120025	Fees to Oriental Language Teachers	26,000,000	26,000,000	18,355,881	7,644,119	7,644,119
22900	Other Goods and Services	73,310,000	81,160,000	78,104,037	(4,794,037)	3,055,963

STATEMENT D 1

Detailed Statement of Expenditure of the Consolidated Fund
for the financial year 2019-2020

Item No.	Details	Appropriation (a) Rs	Total Provisions* (b) Rs	Actual Expenditure (c) Rs	(Over)/Under Appropriation (a-c) Rs	(Over)/Under Total Provisions (b-c) Rs
Sub-Head 8-103: Primary Education - continued						
22	Goods and Services - contd.					
	<i>of which</i>					
22900006	School Requisites	61,000,000	62,100,000	61,709,923	(709,923)	390,077
22900935	Summer/Winter School Programme	5,000,000	5,000,000	4,883,283	116,717	116,717
26	Grants	57,600,000	57,600,000	57,115,290	484,710	484,710
26210	Contribution to International Organisations	1,600,000	1,600,000	1,115,290	484,710	484,710
26210183	Southern and Eastern African Consortium for Monitoring Educational Quality(SACMEQ)	1,600,000	1,600,000	1,115,290	484,710	484,710
26313	Extra-Budgetary Units	56,000,000	56,000,000	56,000,000	-	-
26313034	Mauritius Examinations Syndicate	56,000,000	56,000,000	56,000,000	-	-
28	Other Expense	761,928,000	736,928,000	716,713,653	45,214,348	20,214,348
28211	Transfers to Non-Profit Institutions	661,928,000	671,828,000	669,125,138	(7,197,138)	2,702,862
28211001	Hindu Education Authority Schools	21,735,000	21,735,000	19,345,870	2,389,130	2,389,130
28211002	Roman Catholic Education Authority (RCEA) - ZEP Schools	735,000	735,000	608,503	126,497	126,497
28211040	Parent Teacher 's Association (PTA) (Private Aided Primary schools)	4,458,000	4,458,000	4,270,765	187,235	187,235
28211060	RCEA Schools (Operation Grant) <i>of which</i>	635,000,000	644,900,000	644,900,000	(9,900,000)	-
	Maintenance of Toilets & Classrooms	10,000,000	10,000,000	10,000,000	-	-
28212	Transfers to Households	100,000,000	65,100,000	47,588,514	52,411,486	17,511,486
28212004	Primary School Supplementary Feeding Project	100,000,000	65,100,000	47,588,514	52,411,486	17,511,486
Capital Expenditure		407,300,000	482,106,000	401,327,344	5,972,656	80,778,656
26	Grants	800,000	800,000	800,000	-	-
26323	Extra-Budgetary Units	800,000	800,000	800,000	-	-
26323034	Mauritius Examinations Syndicate	800,000	800,000	800,000	-	-
31	Acquisition of Non-Financial Assets	406,500,000	481,306,000	400,527,344	5,972,656	80,778,656
31112	Non-Residential Buildings	243,300,000	220,701,000	150,299,283	93,000,717	70,401,717
31112002	Construction and Extension of Schools <i>of which</i>	88,450,000	68,775,750	47,083,210	41,366,790	21,692,540
	(a) New Toilets in Pre-primary Units	15,000,000	15,000,000	2,946,685	12,053,315	12,053,315
	(b) Four Learning Swimming Pools (One per Zone)	22,000,000	-	-	22,000,000	-
31112402	Upgrading of Schools	154,850,000	151,925,250	103,216,073	51,633,927	48,709,177
31122	Other Machinery and Equipment	156,000,000	253,405,000	244,283,157	(88,283,157)	9,121,843
31122802	Acquisition of IT Equipment	12,000,000	12,000,000	9,674,411	2,325,590	2,325,590
31122819	Acquisition of Equipment for Sankoré Project	6,500,000	6,500,000	-	6,500,000	6,500,000
31122823	Acquisition of Equipment for Early Digital Learning Programme	135,000,000	232,405,000	232,222,852	(97,222,852)	182,148

STATEMENT D 1

Detailed Statement of Expenditure of the Consolidated Fund
for the financial year 2019-2020

Item No.	Details	Appropriation (a) Rs	Total Provisions* (b) Rs	Actual Expenditure (c) Rs	(Over)/Under Appropriation (a-c) Rs	(Over)/Under Total Provisions (b-c) Rs
Sub-Head 8-103: Primary Education - continued						
31	Acquisition of Non-Financial Assets - contd.					
31122999	Acquisition of Other Equipment	2,500,000	2,500,000	2,385,894	114,106	114,106
31133	Furniture, Fixtures and Fittings	7,200,000	7,200,000	5,944,904	1,255,096	1,255,096
Total - Sub-Head 8-103: Primary Education		4,399,100,000	4,485,906,000	4,228,960,754	170,139,246	256,945,246
Sub-Head 8-104: Secondary Education						
Recurrent Expenditure		8,801,400,000	8,849,400,000	8,682,346,293	119,053,707	167,053,707
21	Compensation of Employees	3,005,982,000	2,979,632,000	2,885,894,901	120,087,099	93,737,099
21110	Personal Emoluments	2,682,832,000	2,651,182,000	2,565,990,857	116,841,143	85,191,143
21110001	Basic Salary	2,212,832,000	2,159,682,000	2,101,544,364	111,287,636	58,137,636
21110002	Salary Compensation	53,000,000	58,000,000	50,355,056	2,644,944	7,644,944
21110004	Allowances	35,000,000	45,500,000	38,231,203	(3,231,203)	7,268,797
21110005	Extra Assistance	100,000,000	106,000,000	103,960,481	(3,960,481)	2,039,519
21110006	Cash in lieu of Leave	97,000,000	97,000,000	95,935,679	1,064,321	1,064,321
21110009	End-of-year Bonus	185,000,000	185,000,000	175,964,073	9,035,927	9,035,927
21111	Other Staff Costs	250,150,000	242,450,000	240,349,005	9,800,995	2,100,995
21111002	Travelling and Transport	247,000,000	237,000,000	235,115,074	11,884,926	1,884,926
21111100	Overtime	3,150,000	5,450,000	5,233,931	(2,083,931)	216,070
21210	Social Contributions	73,000,000	86,000,000	79,555,039	(6,555,039)	6,444,961
22	Goods and Services	176,843,000	226,193,000	200,949,378	(24,106,378)	25,243,622
22010	Cost of Utilities	44,800,000	45,900,000	37,693,980	7,106,020	8,206,020
22020	Fuel and Oil	175,000	325,000	309,104	(134,104)	15,896
22030	Rent	7,700,000	700,000	657,830	7,042,170	42,170
22040	Office Equipment and Furniture	300,000	300,000	232,703	67,297	67,297
22050	Office Expenses	900,000	1,150,000	770,423	129,577	379,577
22060	Maintenance	22,900,000	39,900,000	37,720,154	(14,820,154)	2,179,846
22070	Cleaning Services	24,400,000	37,400,000	33,432,341	(9,032,341)	3,967,659
22090	Security Services	25,000,000	25,000,000	20,538,055	4,461,945	4,461,945
22100	Publications and Stationery	5,410,000	5,410,000	4,888,159	521,841	521,841
22120	Fees	1,008,000	758,000	611,235	396,765	146,765
22900	Other Goods and Services	44,250,000	69,350,000	64,095,395	(19,845,395)	5,254,605
22900006	<i>of which</i> School Requisites	33,000,000	58,000,000	56,101,819	(23,101,819)	1,898,181
26	Grants	5,335,680,000	5,360,680,000	5,312,686,211	22,993,789	47,993,789
26313	Extra-Budgetary Units	5,335,680,000	5,360,680,000	5,312,686,211	22,993,789	47,993,789
26313027	Mauritius Institute of Training and Development (Prevoc)	15,400,000	15,400,000	15,400,000	-	-
26313034	Mauritius Examinations Syndicate	80,000,000	80,000,000	80,000,000	-	-
26313122	Rabindranath Tagore Institute	14,280,000	14,280,000	12,025,650	2,254,350	2,254,350
26313123	Mahatma Gandhi Institute	545,000,000	570,000,000	570,000,000	(25,000,000)	-
26313130	Private Secondary Education Authority (PSEA) - (Operation Grant)	91,000,000	91,000,000	90,999,442	558	558
26313131	PSEA - Private Secondary Schools (Salary & other staff costs)	4,050,000,000	4,050,000,000	4,004,261,628	45,738,372	45,738,372
26313132	PSEA - Management Grant to Private Secondary Schools	520,000,000	520,000,000	519,999,949	51	51
26313133	PSEA - Performance Grant to Private Secondary Schools	20,000,000	20,000,000	19,999,542	458	458

STATEMENT D 1

Detailed Statement of Expenditure of the Consolidated Fund
for the financial year 2019-2020

Item No.	Details	Appropriation (a) Rs	Total Provisions* (b) Rs	Actual Expenditure (c) Rs	(Over)/Under Appropriation (a-c) Rs	(Over)/Under Total Provisions (b-c) Rs
Sub-Head 8-104: Secondary Education - continued						
27	Social Benefits	272,000,000	272,000,000	272,000,000	-	-
27210	Social Assistance Benefits	272,000,000	272,000,000	272,000,000	-	-
27210013	S.C and H.S.C Examination Fees	272,000,000	272,000,000	272,000,000	-	-
28	Other Expense	10,895,000	10,895,000	10,815,803	79,197	79,197
28211	Transfers to Non-Profit Institutions	10,895,000	10,895,000	10,815,803	79,197	79,197
28211039	PTA (State and Private Secondary Schools)	9,975,000	9,975,000	9,895,803	79,197	79,197
28211041	Mauritius Secondary Schools Sports Association (MSSSA)	920,000	920,000	920,000	-	-
Capital Expenditure		363,200,000	232,260,000	154,958,120	208,241,880	77,301,880
26	Grants	25,000,000	25,000,000	17,423,279	7,576,721	7,576,721
26323	Extra-Budgetary Units	25,000,000	25,000,000	17,423,279	7,576,721	7,576,721
26323027	Mauritius Institute of Training and Development	600,000	600,000	600,000	-	-
26323034	Mauritius Examinations Syndicate	1,000,000	1,000,000	1,000,000	-	-
26323073	Private Secondary Education Authority (PSEA)	2,400,000	2,400,000	249,318	2,150,682	2,150,682
26323122	Rabindranath Tagore Institute	1,000,000	1,000,000	640,256	359,745	359,745
26323123	Mahatma Gandhi Institute	20,000,000	20,000,000	14,933,705	5,066,295	5,066,295
31	Acquisition of Non-Financial Assets	338,200,000	207,260,000	137,534,841	200,665,159	69,725,159
31112	Non-Residential Buildings	301,200,000	170,260,000	112,531,105	188,668,895	57,728,895
31112002	Construction and Extension of Schools of which	219,300,000	85,705,000	43,244,938	176,055,062	42,460,062
	(a) Gymnasium:	24,300,000	1,000,000	867,608	23,432,392	132,392
	(i) Goodlands SSS	8,000,000	-	-	8,000,000	-
	(ii) Floreal SSS	4,300,000	-	-	4,300,000	-
	(iii) Sodnac SSS	7,000,000	-	-	7,000,000	-
	(iv) Bell Village SSS (Dr. James Burty David)	5,000,000	1,000,000	867,608	4,132,392	132,392
	(b) Gymnasium & Playfield:	8,500,000	1,000,000	-	8,500,000	1,000,000
	(i) Vacoas SSS (S. Bappoo SSS)	7,500,000	-	-	7,500,000	-
	(ii) Ebene (Girls) SSS	1,000,000	1,000,000	-	1,000,000	1,000,000
	(c) Plafield - MGSS Solferino	8,000,000	-	-	8,000,000	-
	(d) Science Block:	143,000,000	52,000,000	16,199,013	126,800,987	35,800,987
	(i) R. Gujadhur SSS	18,000,000	18,000,000	8,206,223	9,793,777	9,793,777
	(ii) John Kennedy College	9,000,000	-	-	9,000,000	-
	(iii) Sir L. Teeluck SSS	20,000,000	20,000,000	5,765,980	14,234,020	14,234,020
	(e) Construction of Lay-by	10,000,000	10,000,000	-	10,000,000	10,000,000
	(f) Construction of Drains	4,000,000	4,000,000	2,226,810	1,773,190	1,773,190
	(g) R. Prayag SSS (New School)	65,000,000	-	-	65,000,000	-
	(h) E. Anquetil SSS	17,000,000	-	-	17,000,000	-
31112402	Upgrading of Schools	81,900,000	84,555,000	69,286,167	12,613,833	15,268,833
31122	Other Machinery and Equipment	20,000,000	20,000,000	12,286,250	7,713,750	7,713,750
31132	Intangible Assets	4,000,000	4,000,000	-	4,000,000	4,000,000
31132801	Acquisition of Software	4,000,000	4,000,000	-	4,000,000	4,000,000
31133	Furniture, Fixtures and Fittings	13,000,000	13,000,000	12,717,486	282,514	282,514
Total - Sub-Head 8-104: Secondary Education		9,164,600,000	9,081,660,000	8,837,304,413	327,295,587	244,355,587

STATEMENT D 1

Detailed Statement of Expenditure of the Consolidated Fund
for the financial year 2019-2020

Item No.	Details	Appropriation (a) Rs	Total Provisions* (b) Rs	Actual Expenditure (c) Rs	(Over)/Under Appropriation (a-c) Rs	(Over)/Under Total Provisions (b-c) Rs
Sub-Head 8-105: Technical and Vocational Education and Training						
Recurrent Expenditure		510,000,000	510,000,000	509,997,202	2,798	2,798
26	Grants	510,000,000	510,000,000	509,997,202	2,798	2,798
26313	Extra-Budgetary Units	510,000,000	510,000,000	509,997,202	2,798	2,798
26313027	Mauritius Institute of Training and Development	510,000,000	510,000,000	509,997,202	2,798	2,798
Capital Expenditure		61,600,000	11,600,000	7,225,600	54,374,400	4,374,400
26	Grants	61,600,000	11,600,000	7,225,600	54,374,400	4,374,400
26323	Extra-Budgetary Units	61,600,000	11,600,000	7,225,600	54,374,400	4,374,400
26323027	Mauritius Institute of Training and Development	61,600,000	11,600,000	7,225,600	54,374,400	4,374,400
	(a) Regional Training Centre at Beau Vallon	55,000,000	5,000,000	759,000	54,241,000	4,241,000
	(b) Equipment - Formation Professionnelle	1,600,000	1,600,000	1,600,000	-	-
	(c) Others	5,000,000	5,000,000	4,866,600	133,400	133,400
Total - Sub-Head 8-105: Technical and Vocational Education and Training		571,600,000	521,600,000	517,222,802	54,377,198	4,377,198
Sub-Head 8-106: Special Education Needs						
Recurrent Expenditure		185,100,000	185,100,000	174,552,432	10,547,568	10,547,568
21	Compensation of Employees	34,395,000	34,395,000	34,280,465	114,535	114,535
21110	Personal Emoluments	32,485,000	32,485,000	32,371,080	113,920	113,920
21110001	Basic Salary	26,940,000	26,940,000	26,828,749	111,251	111,251
21110002	Salary Compensation	945,000	945,000	944,569	431	431
21110004	Allowances	2,000,000	2,000,000	1,998,104	1,896	1,896
21110006	Cash in lieu of Leave	350,000	350,000	349,803	197	197
21110009	End-of-year Bonus	2,250,000	2,250,000	2,249,855	145	145
21111	Other Staff Costs	1,600,000	1,600,000	1,599,445	555	555
21111002	Travelling and Transport	1,600,000	1,600,000	1,599,445	555	555
21210	Social Contributions	310,000	310,000	309,941	59	59
22	Goods and Services	2,705,000	2,705,000	1,267,856	1,437,144	1,437,144
22010	Cost of Utilities	200,000	215,000	131,616	68,384	83,384
22020	Fuel and Oil	120,000	420,000	378,794	(258,794)	41,206
22050	Office Expenses	20,000	20,000	5,871	14,129	14,129
22060	Maintenance	110,000	110,000	16,718	93,282	93,282
22070	Cleaning Services	350,000	350,000	37,000	313,000	313,000
22090	Security Services	300,000	300,000	244,924	55,076	55,076
22120	Fees	1,000,000	785,000	-	1,000,000	785,000
22900	Other Goods and Services	605,000	505,000	452,933	152,067	52,067
26	Grants	10,000,000	10,000,000	1,150,000	8,850,000	8,850,000
26313	Extra-Budgetary Units	10,000,000	10,000,000	1,150,000	8,850,000	8,850,000
26313149	Special Education Needs (SEN) Authority	10,000,000	10,000,000	1,150,000	8,850,000	8,850,000
28	Other Expense	138,000,000	138,000,000	137,854,111	145,889	145,889
28211	Transfers to Non-Profit Institutions	138,000,000	138,000,000	137,854,111	145,889	145,889
28211023	Special Education Needs Schools	125,000,000	125,000,000	124,997,276	2,724	2,724
28211067	RCEA for Special Education Needs (SEN) Schools	13,000,000	13,000,000	12,856,835	143,165	143,165
Capital Expenditure		20,900,000	20,900,000	2,412,097	18,487,903	18,487,903
26	Grants	1,500,000	1,500,000	-	1,500,000	1,500,000
26323	Extra-Budgetary Units	1,500,000	1,500,000	-	1,500,000	1,500,000
26323149	Special Education Needs (SEN) Authority	1,500,000	1,500,000	-	1,500,000	1,500,000
31	Acquisition of Non-Financial Assets	19,400,000	19,400,000	2,412,097	16,987,903	16,987,903
31112	Non-Residential Buildings	10,400,000	10,400,000	2,056,588	8,343,412	8,343,412
31112402	Upgrading of Schools	10,400,000	10,400,000	2,056,588	8,343,412	8,343,412

STATEMENT D 1

Detailed Statement of Expenditure of the Consolidated Fund
for the financial year 2019-2020

Item No.	Details	Appropriation (a) Rs	Total Provisions* (b) Rs	Actual Expenditure (c) Rs	(Over)/Under Appropriation (a-c) Rs	(Over)/Under Total Provisions (b-c) Rs
Sub-Head 8-106: Special Education Needs - continued						
31	Acquisition of Non-Financial Assets - contd.					
	(a) Ferney SEN School	100,000	100,000	-	100,000	100,000
	(b) Barrier Free Access for Students of Special Needs	10,000,000	10,000,000	2,056,588	7,943,412	7,943,412
	(c) Moka GS (SEN Centre)	300,000	300,000	-	300,000	300,000
31122	Other Machinery and Equipment	9,000,000	9,000,000	355,509	8,644,491	8,644,491
31122821	Acquisition of Braille PC/ Notebook	5,000,000	5,000,000	-	5,000,000	5,000,000
31122999	Acquisition of Other Machinery and Equipment	4,000,000	4,000,000	355,509	3,644,491	3,644,491
Total - Sub-Head 8-106: Special Education Needs		206,000,000	206,000,000	176,964,530	29,035,470	29,035,470
Sub-Head 8-107: Human Resource Development						
Recurrent Expenditure		568,300,000	568,300,000	476,771,584	91,528,416	91,528,416
21	Compensation of Employees	4,921,000	4,921,000	3,806,396	1,114,604	1,114,604
21110	Personal Emoluments	4,641,000	4,641,000	3,527,187	1,113,813	1,113,813
21110001	Basic Salary	4,135,000	4,135,000	3,174,600	960,400	960,400
21110002	Salary Compensation	106,000	106,000	81,090	24,910	24,910
21110006	Cash in lieu of Leave	50,000	50,000	4,596	45,404	45,404
21110009	End-of-year Bonus	350,000	350,000	266,901	83,099	83,099
21111	Other Staff Costs	260,000	260,000	259,210	790	790
21111002	Travelling and Transport	260,000	260,000	259,210	790	790
21210	Social Contributions	20,000	20,000	20,000	-	-
22	Goods and Services	1,129,000	1,129,000	904,339	224,661	224,661
22010	Cost of Utilities	142,000	142,000	104,054	37,946	37,946
22030	Rent	712,000	712,000	678,455	33,545	33,545
22040	Office Equipment and Furniture	100,000	100,000	88,088	11,912	11,912
22050	Office Expenses	25,000	25,000	1,907	23,093	23,093
22100	Publications and Stationery	110,000	110,000	31,835	78,165	78,165
22900	Other Goods and Services	40,000	40,000	-	40,000	40,000
26	Grants	274,000,000	274,000,000	255,441,269	18,558,731	18,558,731
26313	Extra-Budgetary Units	274,000,000	274,000,000	255,441,269	18,558,731	18,558,731
26313125	Mauritius Institute of Education	274,000,000	274,000,000	255,441,269	18,558,731	18,558,731
28	Other Expense	288,250,000	288,250,000	216,619,579	71,630,421	71,630,421
28211	Transfers to Non-Profit Institutions	1,050,000	1,050,000	-	1,050,000	1,050,000
28211057	Sir Seewoosagur Ramgoolam Foundation	1,050,000	1,050,000	-	1,050,000	1,050,000
28212	Transfers to Households	287,200,000	287,200,000	216,619,579	70,580,421	70,580,421
28212009	Sir Seewoosagur Ramgoolam National Scholarships	18,100,000	18,100,000	17,995,951	104,049	104,049
28212010	Post-Graduate Scholarships Schemes	39,300,000	39,300,000	27,336,108	11,963,892	11,963,892
	(a) State of Mauritius post graduate scheme	13,100,000	16,512,236	16,512,236	(3,412,236)	-
	(b) Post graduate scheme for Laureates	26,200,000	22,787,764	10,823,872	15,376,128	11,963,892
28212011	State of Mauritius/Additional Scholarships	155,000,000	155,000,000	154,990,931	9,069	9,069
28212020	Student Scholarship Schemes for Vulnerable Households	40,000,000	40,000,000	4,387,491	35,612,509	35,612,509
28212025	Financial Assistance Schemes to Students	3,000,000	3,000,000	-	3,000,000	3,000,000
28212032	Scholarship Scheme to Students with Disabilities	4,800,000	4,800,000	782,963	4,017,037	4,017,037
28212038	Postgraduate Scholarship Scheme in Digital Technologies	25,000,000	25,000,000	11,126,135	13,873,865	13,873,865

STATEMENT D 1

Detailed Statement of Expenditure of the Consolidated Fund
for the financial year 2019-2020

Item No.	Details	Appropriation (a) Rs	Total Provisions* (b) Rs	Actual Expenditure (c) Rs	(Over)/Under Appropriation (a-c) Rs	(Over)/Under Total Provisions (b-c) Rs
Sub-Head 8-107: Human Resource Development - continued						
28	Other Expense - contd.					
28212039	Scholarship Scheme for HSC Pro	2,000,000	2,000,000	-	2,000,000	2,000,000
Capital Expenditure		18,000,000	18,000,000	9,840,960	8,159,040	8,159,040
26	Grants	18,000,000	18,000,000	9,840,960	8,159,040	8,159,040
26323	Extra-Budgetary Units	18,000,000	18,000,000	9,840,960	8,159,040	8,159,040
26323125	Mauritius Institute of Education	18,000,000	18,000,000	9,840,960	8,159,040	8,159,040
Total - Sub-Head 8-107: Human Resource Development		586,300,000	586,300,000	486,612,544	99,687,456	99,687,456
Sub-Head 8-108: Tertiary Education						
Recurrent Expenditure		1,266,300,000	1,366,300,000	1,329,899,703	(63,599,703)	36,400,297
21	Compensation of Employees	21,926,000	21,926,000	16,326,355	5,599,645	5,599,645
21110	Personal Emoluments	16,726,000	16,726,000	11,348,992	5,377,008	5,377,008
21110001	Basic Salary	14,276,000	14,276,000	9,457,756	4,818,244	4,818,244
21110002	Salary Compensation	350,000	350,000	226,868	123,132	123,132
21110004	Allowances	300,000	450,000	386,571	(86,571)	63,429
21110006	Cash in lieu of Leave	600,000	600,000	411,964	188,036	188,036
21110009	End-of-year Bonus	1,200,000	1,050,000	865,833	334,167	184,167
21111	Other Staff Costs	1,200,000	1,200,000	977,363	222,637	222,637
21111002	Travelling and Transport	1,200,000	1,200,000	977,363	222,637	222,637
21210	Social Contributions	4,000,000	4,000,000	4,000,000	-	-
22	Goods and Services	17,354,000	17,354,000	3,294,613	14,059,387	14,059,387
22120	Fees	3,000,000	3,000,000	1,462,380	1,537,620	1,537,620
22130	Studies and Surveys	10,554,000	10,554,000	1,463,378	9,090,622	9,090,622
	(a) Quality Assurance Framework, Performance Funding and Upgrading of Qualification	5,754,000	5,754,000	1,463,378	4,290,622	4,290,622
	(b) Action Plan on Polytechnic	4,800,000	4,800,000	-	4,800,000	4,800,000
22900	Other Goods and Services	3,800,000	3,800,000	368,855	3,431,145	3,431,145
26	Grants	1,227,020,000	1,327,020,000	1,310,278,735	(83,258,735)	16,741,265
26210	Contribution to International Organisations	3,920,000	3,920,000	3,179,071	740,929	740,929
26210037	New Delhi Centre for Science and Technology	320,000	320,000	320,000	-	-
26210071	Commonwealth of Learning	3,600,000	3,600,000	2,859,071	740,929	740,929
26313	Extra-Budgetary Units	1,223,100,000	1,323,100,000	1,307,099,664	(83,999,664)	16,000,336
26313041	Mauritius Qualifications Authority	28,600,000	28,600,000	28,600,000	-	-
26313077	Rajiv Gandhi Science Centre	24,000,000	24,000,000	24,000,000	-	-
26313088	Tertiary Education Commission/Tertiary Education Institutions (TEIs)	1,137,500,000	1,237,500,000	1,222,499,664	(84,999,664)	15,000,336
	(a) Tertiary Education Commission (TEC)	173,000,000	249,000,000	233,999,664	(60,999,664)	15,000,336
	(i) TEC (Operation Grant)	95,000,000	91,100,000	91,100,000	3,900,000	-
	(ii) Recruitment of foreign lecturers	10,000,000	6,500,000	6,500,000	3,500,000	-
	(iii) SSR Chair in African Studies	3,000,000	3,000,000	3,000,000	-	-
	(iv) Africa Scholarships	20,000,000	13,500,000	13,500,000	6,500,000	-
	(v) Research Fund	45,000,000	34,900,000	34,900,000	10,100,000	-
	(vi) Free Tertiary Education Scheme	-	100,000,000	84,999,664	(84,999,664)	15,000,336
	(b) University of Mauritius	670,000,000	670,000,000	670,000,000	-	-
	(c) University of Technology, Mauritius	35,000,000	64,300,000	64,300,000	(29,300,000)	-

STATEMENT D 1

Detailed Statement of Expenditure of the Consolidated Fund
for the financial year 2019-2020

Item No.	Details	Appropriation (a) Rs	Total Provisions* (b) Rs	Actual Expenditure (c) Rs	(Over)/Under Appropriation (a-c) Rs	(Over)/Under Total Provisions (b-c) Rs
Sub-Head 8-108: Tertiary Education - continued						
26	Grants - contd.					
	(d) Université des Mascareignes	122,000,000	122,000,000	122,000,000	-	-
	(e) Mahatma Gandhi Institute (Tertiary)	115,000,000	113,000,000	113,000,000	2,000,000	-
	(f) Rabindranath Tagore Institute	2,500,000	2,200,000	2,200,000	300,000	-
	(g) Open University of Mauritius	20,000,000	17,000,000	17,000,000	3,000,000	-
26313143	Polytechnics Mauritius Ltd	30,000,000	30,000,000	30,000,000	-	-
26313150	Higher Education Commission	1,000,000	1,000,000	-	1,000,000	1,000,000
26313151	Quality Assurance Authority	2,000,000	2,000,000	2,000,000	-	-
Capital Expenditure		143,200,000	143,200,000	82,130,910	61,069,090	61,069,090
26	Grants	143,000,000	143,000,000	82,130,910	60,869,090	60,869,090
26323	Extra-Budgetary Units	143,000,000	143,000,000	82,130,910	60,869,090	60,869,090
26323041	Mauritius Qualifications Authority	16,000,000	16,000,000	788,091	15,211,910	15,211,910
26323077	Rajiv Gandhi Science Centre	8,500,000	8,500,000	3,099,794	5,400,206	5,400,206
26323088	Tertiary Education Commission/Tertiary Education Institutions (TEIs)	109,500,000	109,500,000	70,243,026	39,256,974	39,256,974
	(a) Infrastructure Funding for TEIs	50,000,000	44,350,000	23,589,062	26,410,938	20,760,938
	(b) University of Mauritius of which	20,000,000	25,650,000	25,628,674	(5,628,674)	21,326
	(i) Climate Smart Agriculture Village (Belle Mare)	1,360,000	1,360,000	-	1,360,000	1,360,000
	(ii) Agripreneur Incubator & Agritech Park	-	4,000,000	4,000,000	(4,000,000)	-
	(c) University of Technology, Mauritius	10,000,000	10,000,000	3,491,664	6,508,336	6,508,336
	(d) Université des Mascareignes	17,000,000	17,000,000	5,137,782	11,862,218	11,862,218
	o/w Smart and Sustainable Campus	10,000,000	10,000,000	-	10,000,000	10,000,000
	(e) Mahatma Gandhi Institute (Tertiary) (N 1)	4,500,000	4,500,000	4,395,844	104,156	104,156
	(f) Rabindranath Tagore Institute	1,000,000	1,000,000	1,000,000	-	-
	(g) Open University of Mauritius	5,000,000	5,000,000	5,000,000	-	-
	(h) Tertiary Education Commission (N 1)	2,000,000	2,000,000	2,000,000	-	-
26323143	Polytechnics Mauritius Ltd	8,000,000	8,000,000	8,000,000	-	-
26323151	Quality Assurance Authority	1,000,000	1,000,000	-	1,000,000	1,000,000
31	Acquisition of Non-Financial Assets	200,000	200,000	-	200,000	200,000
31122	Other Machinery and Equipment	100,000	100,000	-	100,000	100,000
31122802	Acquisition of IT Equipment	100,000	100,000	-	100,000	100,000
31132	Intangible Assets	100,000	100,000	-	100,000	100,000
31132801	Acquisition of Software	100,000	100,000	-	100,000	100,000
Total - Sub-Head 8-108: Tertiary Education		1,409,500,000	1,509,500,000	1,412,030,613	(2,530,613)	97,469,387
Total - Vote 8-1: Ministry of Education and Human Resources, Tertiary Education and Scientific Research		17,100,000,000	17,100,000,000	16,297,909,413	802,090,587	802,090,587
Vote 9-1: Ministry of Tourism						
Recurrent Expenditure		688,900,000	688,900,000	677,987,566	10,912,434	10,912,434
20	Allowance to Minister	2,400,000	2,400,000	2,400,000	-	-
20100	Annual Allowance	2,400,000	2,400,000	2,400,000	-	-

STATEMENT D 1

Detailed Statement of Expenditure of the Consolidated Fund
for the financial year 2019-2020

Item No.	Details	Appropriation (a) Rs	Total Provisions* (b) Rs	Actual Expenditure (c) Rs	(Over)/Under Appropriation (a-c) Rs	(Over)/Under Total Provisions (b-c) Rs
Vote 9-1: Ministry of Tourism - continued						
21	Compensation of Employees	41,070,000	40,245,000	39,147,209	1,922,791	1,097,791
21110	Personal Emoluments	36,020,000	34,795,000	34,083,419	1,936,581	711,581
21110001	Basic Salary	28,875,000	27,760,000	27,089,339	1,785,661	670,661
21110002	Salary Compensation	785,000	860,000	851,832	(66,832)	8,168
21110004	Allowances	1,700,000	1,525,000	1,516,817	183,183	8,183
21110005	Extra Assistance	725,000	1,040,000	1,036,649	(311,649)	3,351
21110006	Cash in lieu of Leave	1,200,000	1,000,000	979,790	220,210	20,210
21110009	End-of-year Bonus	2,735,000	2,610,000	2,608,992	126,008	1,008
21111	Other Staff Costs	4,650,000	5,050,000	4,689,469	(39,469)	360,531
21111002	Travelling and Transport	3,500,000	3,300,000	3,182,523	317,477	117,477
21111100	Overtime	1,000,000	1,600,000	1,356,946	(356,946)	243,054
21111200	Staff Welfare	150,000	150,000	150,000	-	-
21210	Social Contributions	400,000	400,000	374,321	25,679	25,679
22	Goods and Services	19,935,000	20,160,000	18,393,685	1,541,315	1,766,315
22010	Cost of Utilities	2,600,000	2,295,000	1,999,603	600,397	295,397
22020	Fuel and Oil	400,000	400,000	393,159	6,841	6,841
22030	Rent	6,450,000	6,925,000	6,866,735	(416,735)	58,265
22040	Office Equipment and Furniture	450,000	1,175,000	1,123,744	(673,744)	51,256
22050	Office Expenses	910,000	970,000	935,949	(25,949)	34,051
22060	Maintenance	2,225,000	2,425,000	1,826,230	398,770	598,770
22090	Security Services	50,000	50,000	33,064	16,936	16,936
22100	Publications and Stationery	1,350,000	1,625,000	1,572,750	(222,750)	52,250
22120	Fees	500,000	470,000	377,077	122,923	92,923
22170	Travelling within the Republic of Mauritius	150,000	125,000	57,628	92,372	67,372
22900	Other Goods and Services of which	4,850,000	3,700,000	3,207,747	1,642,253	492,253
22900949	Leisure Activities	3,500,000	2,700,000	2,335,326	1,164,675	364,675
22900955	Gender Mainstreaming	200,000	200,000	200,000	-	-
26	Grants	625,495,000	626,095,000	618,046,671	7,448,329	8,048,329
26210	Contribution to International Organisations	2,495,000	3,095,000	3,046,671	(551,671)	48,329
26313	Extra-Budgetary Units	623,000,000	623,000,000	615,000,000	8,000,000	8,000,000
26313047	Mauritius Tourism Promotion Authority	535,000,000	535,000,000	535,000,000	-	-
	(a) Operating Costs	63,000,000	63,000,000	63,000,000	-	-
	(b) Promotion and Destination Support	472,000,000	472,000,000	472,000,000	-	-
	(i) Traditional Markets	208,000,000	208,000,000	208,000,000	-	-
	(ii) Emerging Markets	160,000,000	160,000,000	160,000,000	-	-
	(iii) Mauritius Joint Promotion Campaign	104,000,000	104,000,000	104,000,000	-	-
26313089	Tourism Authority of which	88,000,000	88,000,000	80,000,000	8,000,000	8,000,000
	(a) Tourism Sites Cleaning and Embellishment	22,000,000	22,000,000	22,000,000	-	-
	(b) Greening the Value Chain of Tour Operators	8,000,000	8,000,000	-	8,000,000	8,000,000
Capital Expenditure		19,100,000	19,100,000	13,692,428	5,407,572	5,407,572
31	Acquisition of Non-Financial Assets	19,100,000	19,100,000	13,692,428	5,407,572	5,407,572
31113	Other Structures	19,100,000	19,100,000	13,692,428	5,407,572	5,407,572
31113016	Construction of Touristic and Leisure Infrastructure - Tourism Signage	6,100,000	6,100,000	2,627,187	3,472,813	3,472,813
31113416	Upgrading of Touristic and Leisure Infrastructure	5,000,000	5,000,000	3,500,438	1,499,562	1,499,562
31113431	Zoning of Lagoons	8,000,000	8,000,000	7,564,803	435,197	435,197
Total - Vote 9-1: Ministry of Tourism		708,000,000	708,000,000	691,679,994	16,320,006	16,320,006

STATEMENT D 1

Detailed Statement of Expenditure of the Consolidated Fund
for the financial year 2019-2020

Item No.	Details	Appropriation (a) Rs	Total Provisions* (b) Rs	Actual Expenditure (c) Rs	(Over)/Under Appropriation (a-c) Rs	(Over)/Under Total Provisions (b-c) Rs
Vote 10-1: Ministry of Health and Quality of Life						
Sub-Head 10-101: General						
Recurrent Expenditure		414,400,000	445,100,000	423,081,829	(8,681,829)	22,018,171
20	Allowance to Minister	2,400,000	2,400,000	2,400,000	-	-
20100	Annual Allowance	2,400,000	2,400,000	2,400,000	-	-
21	Compensation of Employees	251,276,000	234,276,000	233,459,633	17,816,367	816,367
21110	Personal Emoluments	223,901,000	201,901,000	201,344,530	22,556,470	556,470
21110001	Basic Salary	177,901,000	160,901,000	160,670,706	17,230,294	230,294
21110002	Salary Compensation	5,200,000	5,200,000	5,012,729	187,271	187,271
21110004	Allowances	8,100,000	10,100,000	10,100,000	(2,000,000)	-
21110005	Extra Assistance	10,000,000	4,500,000	4,435,328	5,564,672	64,672
21110006	Cash in lieu of Leave	7,700,000	7,200,000	7,185,550	514,450	14,450
21110009	End-of-year Bonus	15,000,000	14,000,000	13,940,217	1,059,783	59,783
21111	Other Staff Costs	25,100,000	30,100,000	29,976,824	(4,876,824)	123,176
21111001	Wages	200,000	200,000	159,958	40,042	40,042
21111002	Travelling and Transport	19,700,000	19,700,000	19,679,210	20,790	20,790
21111100	Overtime	5,000,000	10,000,000	9,937,656	(4,937,656)	62,344
21111200	Staff Welfare	200,000	200,000	200,000	-	-
21210	Social Contributions	2,275,000	2,275,000	2,138,279	136,721	136,721
22	Goods and Services	75,420,000	78,120,000	68,898,855	6,521,145	9,221,145
22010	Cost of Utilities	5,845,000	5,845,000	5,208,487	636,513	636,513
22020	Fuel and Oil	1,980,000	1,980,000	781,543	1,198,457	1,198,457
22030	Rent	11,050,000	10,050,000	9,451,249	1,598,751	598,751
22040	Office Equipment and Furniture	2,300,000	2,300,000	1,134,884	1,165,116	1,165,116
22050	Office Expenses	4,400,000	4,400,000	3,585,415	814,585	814,585
22060	Maintenance	1,685,000	1,685,000	1,488,551	196,449	196,449
22070	Cleaning Services	200,000	200,000	142,170	57,830	57,830
22100	Publications and Stationery	10,220,000	10,220,000	7,544,854	2,675,146	2,675,146
22120	Fees	9,300,000	9,300,000	8,943,430	356,570	356,570
22130	Studies and Surveys	3,000,000	200,000	192,000	2,808,000	8,000
	(a) National Health Accounts	2,000,000	200,000	192,000	1,808,000	8,000
	(b) Cost Centre Project	1,000,000	-	-	1,000,000	-
22140	Medical Supplies, Drugs and Equipment	2,000,000	-	-	2,000,000	-
22140008	Quality Assurance of Drugs	2,000,000	-	-	2,000,000	-
22200	Overseas Travel- Treatment & Incoming Medical Teams	20,000,000	26,500,000	25,778,658	(5,778,658)	721,342
22900	Other Goods and Services of which	3,440,000	5,440,000	4,647,614	(1,207,614)	792,386
22900922	Conferences/Seminars/Workshops	1,700,000	3,700,000	3,668,881	(1,968,881)	31,119
22900955	Gender Mainstreaming	200,000	200,000	-	200,000	200,000
26	Grants	29,850,000	29,850,000	26,980,473	2,869,527	2,869,527
26210	Contribution to International Organisations	7,850,000	7,850,000	4,980,473	2,869,527	2,869,527
26210106	World Health Organisation	2,206,000	2,206,000	2,141,562	64,438	64,438
26210107	Commonwealth Regional Health Community Secretariat	2,771,000	2,771,000	2,771,000	-	-
26210108	United Nations Children's Fund (UNICEF)	300,000	300,000	-	300,000	300,000
26210109	International Committee of Red Cross	573,000	573,000	-	573,000	573,000
26210110	United Nations Population Fund	100,000	100,000	-	100,000	100,000
26210111	International Planned Parenthood Federation	100,000	100,000	-	100,000	100,000

STATEMENT D 1

Detailed Statement of Expenditure of the Consolidated Fund
for the financial year 2019-2020

Item No.	Details	Appropriation (a) Rs	Total Provisions* (b) Rs	Actual Expenditure (c) Rs	(Over)/Under Appropriation (a-c) Rs	(Over)/Under Total Provisions (b-c) Rs
Sub-Head 10-101: General - continued						
26	Grants - contd.					
26210112	International Society of Disaster Medicine	50,000	50,000	-	50,000	50,000
26210113	International Atomic Energy Agency	325,000	325,000	-	325,000	325,000
26210114	Trust Fund of Rotterdam Convention	18,000	18,000	17,911	89	89
26210115	WHO Framework Convention on Tobacco Control	50,000	50,000	50,000	-	-
26210201	African Public Health Emergency Fund (APHEF)	1,357,000	1,357,000	-	1,357,000	1,357,000
26313	Extra-Budgetary Units	22,000,000	22,000,000	22,000,000	-	-
26313037	Mauritius Institute of Health	22,000,000	22,000,000	22,000,000	-	-
27	Social Benefits	50,000,000	95,000,000	88,589,468	(38,589,468)	6,410,532
27210	Social Assistance Benefits	50,000,000	95,000,000	88,589,468	(38,589,468)	6,410,532
27210008	Assistance to Patients Inoperable in Mauritius	50,000,000	95,000,000	88,589,468	(38,589,468)	6,410,532
28	Other Expense	5,454,000	5,454,000	2,753,400	2,700,600	2,700,600
28211	Transfers to Non-Profit Institutions	3,654,000	3,654,000	1,743,000	1,911,000	1,911,000
28211007	Dental Council	735,000	735,000	735,000	-	-
28211014	Medical Council	1,386,000	1,386,000	-	1,386,000	1,386,000
28211017	Nursing Council	483,000	483,000	483,000	-	-
28211065	Pharmacy Council	525,000	525,000	-	525,000	525,000
28211066	Allied Health Professional Council	525,000	525,000	525,000	-	-
28212	Transfers to Households	1,800,000	1,800,000	1,010,400	789,600	789,600
28212007	Savings Culture Campaign	1,800,000	1,800,000	1,010,400	789,600	789,600
Capital Expenditure		125,000,000	50,000,000	44,087,164	80,912,836	5,912,836
31	Acquisition of Non-Financial Assets	125,000,000	50,000,000	44,087,164	80,912,836	5,912,836
31112	Non-Residential Buildings	1,000,000	1,000,000	-	1,000,000	1,000,000
31112401	Upgrading of Office Buildings	1,000,000	1,000,000	-	1,000,000	1,000,000
31121	Transport Equipment	30,000,000	30,000,000	28,778,996	1,221,004	1,221,004
31122	Other Machinery and Equipment	19,000,000	19,000,000	15,308,168	3,691,832	3,691,832
31122802	Acquisition of IT Equipment	7,000,000	7,000,000	6,098,610	901,390	901,390
31122999	Acquisition of Other Machinery and Equipment	12,000,000	12,000,000	9,209,558	2,790,442	2,790,442
31132	Intangible Assets	75,000,000	-	-	75,000,000	-
31132401	e-Health	75,000,000	-	-	75,000,000	-
Total - Sub-Head 10-101: General		539,400,000	495,100,000	467,168,993	72,231,007	27,931,007
Sub-Head 10-102: Hospital and Specialised Services						
Recurrent Expenditure		9,169,700,000	11,548,200,000	11,250,927,438	(2,081,227,438)	297,272,562
21	Compensation of Employees	6,120,790,000	6,347,790,000	6,319,346,175	(198,556,175)	28,443,825
21110	Personal Emoluments	5,393,295,000	5,310,295,000	5,289,523,332	103,771,668	20,771,668
21110001	Basic Salary	3,936,295,000	3,626,295,000	3,611,897,968	324,397,032	14,397,032
21110002	Salary Compensation	135,000,000	135,000,000	134,997,190	2,810	2,810
21110004	Allowances	750,000,000	1,025,000,000	1,019,260,757	(269,260,757)	5,739,243
21110005	Extra Assistance	32,000,000	16,000,000	15,627,555	16,372,445	372,445
21110006	Cash in lieu of Leave	125,000,000	125,000,000	124,856,218	143,782	143,782
21110009	End-of-year Bonus	325,000,000	318,000,000	317,915,742	7,084,258	84,258
21110013	Allowance icw Internship (Pre-registration Training)	90,000,000	65,000,000	64,967,901	25,032,099	32,099
21111	Other Staff Costs	671,495,000	981,495,000	974,749,288	(303,254,288)	6,745,712
21111001	Wages	61,000,000	46,000,000	45,663,142	15,336,858	336,858
21111002	Travelling and Transport	460,000,000	435,000,000	428,944,901	31,055,099	6,055,099
21111100	Overtime	150,000,000	500,000,000	499,994,530	(349,994,530)	5,470

STATEMENT D 1

Detailed Statement of Expenditure of the Consolidated Fund
for the financial year 2019-2020

Item No.	Details	Appropriation (a) Rs	Total Provisions* (b) Rs	Actual Expenditure (c) Rs	(Over)/Under Appropriation (a-c) Rs	(Over)/Under Total Provisions (b-c) Rs
Sub-Head 10-102: Hospital and Specialised Services - continued						
21	Compensation of Employees - contd.					
21111200	Staff Welfare	495,000	495,000	146,715	348,285	348,285
21210	Social Contributions	56,000,000	56,000,000	55,073,555	926,445	926,445
22	Goods and Services	2,783,910,000	4,935,410,000	4,666,581,263	(1,882,671,263)	268,828,737
22010	Cost of Utilities	201,000,000	221,000,000	214,451,252	(13,451,252)	6,548,749
22010001	Electricity and Gas Charges	140,000,000	145,000,000	139,035,682	964,318	5,964,318
22010002	Telephone	26,000,000	41,000,000	40,874,142	(14,874,142)	125,858
22010003	Water Charges	22,000,000	22,000,000	21,900,121	99,879	99,879
22010004	Waste Water Charges	13,000,000	13,000,000	12,641,306	358,694	358,694
22020	Fuel and Oil	33,000,000	33,000,000	31,117,802	1,882,198	1,882,198
22030	Rent	20,200,000	20,200,000	17,903,255	2,296,745	2,296,745
22040	Office Equipment and Furniture	7,400,000	6,900,000	6,645,389	754,611	254,611
22050	Office Expenses	3,200,000	3,700,000	3,186,110	13,890	513,890
22060	Maintenance	155,280,000	158,280,000	153,525,368	1,754,632	4,754,632
	of which					
22060001	Buildings	30,000,000	30,000,000	27,880,035	2,119,965	2,119,965
22060003	Plant and Equipment	90,000,000	88,000,000	85,695,534	4,304,466	2,304,466
22060004	Vehicles	30,000,000	35,000,000	34,994,680	(4,994,680)	5,320
22070	Cleaning Services	142,000,000	102,000,000	90,790,824	51,209,176	11,209,176
22090	Security Services	41,500,000	41,500,000	39,714,447	1,785,553	1,785,553
22100	Publications and Stationery	11,550,000	13,550,000	11,711,068	(161,068)	1,838,932
22120	Fees	16,050,000	16,050,000	13,248,760	2,801,240	2,801,240
22140	Medical Supplies, Drugs and Equipment	1,634,800,000	3,656,800,000	3,447,781,180	(1,812,981,180)	209,018,820
22140001	Medicine, Drugs and Vaccines	1,015,000,000	1,240,000,000	1,218,653,151	(203,653,151)	21,346,849
22140002	C.T. Scan and MRI Fees and Materials	1,000,000	1,000,000	15,000	985,000	985,000
22140003	Dental Materials and Equipment	1,800,000	1,800,000	1,800,000	-	-
22140004	Orthopaedic Materials and Equipment	12,000,000	12,000,000	3,708,740	8,291,260	8,291,260
22140005	Medical Disposables and Minor Equipment	475,000,000	2,225,000,000	2,055,862,646	(1,580,862,646)	169,137,354
22140006	Ayurvedic and Other Traditional Medicine	10,000,000	37,000,000	30,067,538	(20,067,538)	6,932,462
22140007	Renal Dialysis - Consumables & Fees	120,000,000	140,000,000	137,674,105	(17,674,105)	2,325,895
22150	Scientific and Laboratory Equipment and Supplies	260,000,000	368,000,000	364,202,153	(104,202,153)	3,797,847
22900	Other Goods and Services	257,930,000	294,430,000	272,303,656	(14,373,656)	22,126,344
	of which					
22900001	Uniforms	56,000,000	47,500,000	47,256,813	8,743,187	243,187
22900005	Provision and Stores	185,000,000	235,000,000	218,104,653	(33,104,653)	16,895,347
22900017	Control of Animal Pests	1,000,000	1,000,000	16,021	983,979	983,979
22900021	Clothing and Bedding	15,000,000	10,000,000	6,462,716	8,537,284	3,537,284
26	Grants	265,000,000	265,000,000	265,000,000	-	-
26313	Extra-Budgetary Units	265,000,000	265,000,000	265,000,000	-	-
26313095	Trust Fund for Specialised Medical Care	265,000,000	265,000,000	265,000,000	-	-
Capital Expenditure		1,885,000,000	994,400,000	889,257,930	995,742,070	105,142,070
26	Grants	1,000,000	7,600,000	7,600,000	(6,600,000)	-
26323	Extra-Budgetary Units	1,000,000	7,600,000	7,600,000	(6,600,000)	-
26323095	Trust Fund for Specialised Medical Care	1,000,000	7,600,000	7,600,000	(6,600,000)	-
31	Acquisition of Non-Financial Assets	1,884,000,000	986,800,000	881,657,930	1,002,342,070	105,142,070
31112	Non-Residential Buildings	1,583,000,000	693,400,000	631,925,127	951,074,873	61,474,873

STATEMENT D 1

Detailed Statement of Expenditure of the Consolidated Fund
for the financial year 2019-2020

Item No.	Details	Appropriation (a) Rs	Total Provisions* (b) Rs	Actual Expenditure (c) Rs	(Over)/Under Appropriation (a-c) Rs	(Over)/Under Total Provisions (b-c) Rs
Sub-Head 10-102: Hospital and Specialised Services - continued						
31	Acquisition of Non-Financial Assets - contd.					
31112003	Construction/Extension of Hospitals	1,512,000,000	614,082,625	570,585,926	941,414,074	43,496,699
	(a) New ENT Hospital	232,000,000	232,000,000	231,274,315	725,685	725,685
	(b) New Flacq Teaching Hospital (Phase 1)	300,000,000	66,082,625	65,806,994	234,193,006	275,631
	(c) New Cancer Centre	700,000,000	300,000,000	257,504,618	442,495,383	42,495,383
	(d) New Eye Hospital	200,000,000	16,000,000	16,000,000	184,000,000	-
	(e) New National Health Laboratory Services Centre	25,000,000	-	-	25,000,000	-
	(f) New Warehouse for Pharmaceutical products	25,000,000	-	-	25,000,000	-
	(g) Boundary Wall at New ENT Hospital	30,000,000	-	-	30,000,000	-
31112403	Upgrading of Hospitals	71,000,000	79,317,375	61,339,201	9,660,799	17,978,174
	(a) SSRN Hospital	29,000,000	36,217,375	32,256,320	(3,256,320)	3,961,055
	(b) A.G Jeetoo Hospital	3,000,000	3,000,000	2,123,571	876,429	876,429
	(c) Flacq Hospital	1,000,000	1,000,000	741,164	258,836	258,836
	(d) J. Nehru Hospital	5,000,000	5,000,000	5,000,000	-	-
	(e) Victoria Hospital	17,000,000	18,100,000	13,097,425	3,902,575	5,002,575
	(f) Brown Sequard Hospital	15,000,000	15,000,000	8,120,720	6,879,280	6,879,280
	(g) S. Bharati Eye Hospital	1,000,000	1,000,000	-	1,000,000	1,000,000
31122	Other Machinery and Equipment	301,000,000	293,400,000	249,732,804	51,267,196	43,667,196
31122801	Acquisition of Medical Equipment	300,000,000	293,400,000	249,732,804	50,267,196	43,667,196
31122806	Acquisition of Generators	1,000,000	-	-	1,000,000	-
Total - Sub-Head 10-102: Hospital and Specialised Services		11,054,700,000	12,542,600,000	12,140,185,368	(1,085,485,368)	402,414,632
Sub-Head 10-103: Primary Health Care and Public Health						
Recurrent Expenditure		1,097,000,000	971,800,000	945,127,973	151,872,027	26,672,027
21	Compensation of Employees	892,910,000	781,710,000	766,672,337	126,237,663	15,037,663
21110	Personal Emoluments	782,853,000	656,653,000	646,014,809	136,838,191	10,638,191
21110001	Basic Salary	616,498,000	501,498,000	492,362,193	124,135,807	9,135,807
21110002	Salary Compensation	19,308,000	18,608,000	18,606,259	701,741	1,741
21110004	Allowances	70,000,000	70,000,000	69,228,395	771,605	771,605
21110005	Extra Assistance	1,200,000	1,200,000	845,440	354,560	354,560
21110006	Cash in lieu of Leave	24,500,000	22,000,000	21,853,889	2,646,111	146,111
21110009	End-of-year Bonus	51,347,000	43,347,000	43,118,632	8,228,368	228,368
21111	Other Staff Costs	102,057,000	117,057,000	113,198,080	(11,141,080)	3,858,920
21111001	Wages	2,000,000	2,000,000	2,000,000	-	-
21111002	Travelling and Transport	70,000,000	70,000,000	66,985,633	3,014,367	3,014,367
21111100	Overtime	30,000,000	45,000,000	44,212,446	(14,212,446)	787,554
21111200	Staff Welfare	57,000	57,000	-	57,000	57,000
21210	Social Contributions	8,000,000	8,000,000	7,459,448	540,552	540,552
22	Goods and Services	204,090,000	190,090,000	178,455,636	25,634,364	11,634,364
22010	Cost of Utilities	20,200,000	20,200,000	17,707,568	2,492,432	2,492,432
22020	Fuel and Oil	3,000,000	3,000,000	2,000,896	999,104	999,104
22030	Rent	10,750,000	9,750,000	8,334,504	2,415,496	1,415,496
22040	Office Equipment and Furniture	1,400,000	1,400,000	958,412	441,588	441,588
22050	Office Expenses	1,000,000	1,150,000	650,073	349,927	499,927
22060	Maintenance	4,070,000	4,070,000	2,583,175	1,486,825	1,486,825
22070	Cleaning Services	3,610,000	3,610,000	3,233,970	376,030	376,030
22090	Security Services	8,500,000	9,500,000	8,681,001	(181,001)	818,999
22100	Publications and Stationery	1,560,000	1,560,000	1,465,423	94,577	94,577
22120	Fees	11,210,000	1,210,000	835,280	10,374,720	374,720

STATEMENT D 1

Detailed Statement of Expenditure of the Consolidated Fund
for the financial year 2019-2020

Item No.	Details	Appropriation (a) Rs	Total Provisions* (b) Rs	Actual Expenditure (c) Rs	(Over)/Under Appropriation (a-c) Rs	(Over)/Under Total Provisions (b-c) Rs
Sub-Head 10-103: Primary Health Care and Public Health - continued						
22	Goods and Services - contd.					
	<i>of which</i>					
	Setting up of a Food Standards Agency (Consultancy)	10,000,000	-	-	10,000,000	-
22130	Studies and Surveys	1,000,000	-	-	1,000,000	-
22140	Medical Supplies, Drugs and Equipment	112,000,000	112,000,000	111,916,533	83,467	83,467
22140001	Medicine, Drugs and Vaccines	70,000,000	70,000,000	70,000,000	-	-
22140003	Dental Materials and Equipment	2,000,000	2,000,000	1,916,533	83,467	83,467
22140005	Medical Disposables and Minor Equipment	40,000,000	40,000,000	40,000,000	-	-
22150	Scientific and Laboratory Equipment and Supplies	14,000,000	14,000,000	13,111,626	888,374	888,374
22900	Other Goods and Services	11,790,000	8,640,000	6,977,174	4,812,826	1,662,826
	<i>of which</i>					
22900001	Uniforms	9,600,000	6,600,000	6,518,140	3,081,860	81,860
Capital Expenditure		192,000,000	121,600,000	74,975,367	117,024,633	46,624,633
31	Acquisition of Non-Financial Assets	192,000,000	121,600,000	74,975,367	117,024,633	46,624,633
31112	Non-Residential Buildings	155,000,000	86,600,000	52,102,944	102,897,056	34,497,056
31112004	Construction of Area Health Centres	3,000,000	3,530,000	3,501,018	(501,018)	28,982
	Petite-Rivière AHC	3,000,000	3,530,000	3,501,018	(501,018)	28,982
31112005	Construction of Community Health Centres	32,000,000	4,200,000	3,759,022	28,240,978	440,978
	(a) Tombeau Bay CHC	1,000,000	1,000,000	1,000,000	-	-
	(b) Phoenix CHC	1,000,000	1,200,000	1,000,000	-	200,000
	(c) St Francois Xavier CHC	10,000,000	1,000,000	879,213	9,120,787	120,787
	(d) Roche Bois CHC	5,000,000	1,000,000	879,809	4,120,191	120,191
	(e) Grand Bay CHC	5,000,000	-	-	5,000,000	-
	(f) Pointe Aux Sables CHC	10,000,000	-	-	10,000,000	-
31112006	Construction of Mediclinics	106,000,000	64,870,000	38,870,093	67,129,907	25,999,907
	(a) Floreal Mediclinic	1,000,000	1,400,000	1,400,000	(400,000)	-
	(b) Stanley Mediclinic	25,000,000	15,000,000	1,762,511	23,237,489	13,237,489
	(c) Coromandel Mediclinic	25,000,000	15,000,000	11,464,240	13,535,760	3,535,760
	(d) Bel Air Mediclinic	25,000,000	15,000,000	11,755,852	13,244,148	3,244,148
	(e) Quartier Militaire Mediclinic	30,000,000	18,470,000	12,487,491	17,512,509	5,982,509
31112404	Upgrading of Area Health Centres	8,000,000	8,000,000	2,205,358	5,794,642	5,794,642
31112405	Upgrading of Community Health Centres	5,000,000	5,000,000	3,284,780	1,715,220	1,715,220
31112419	Upgrading of Laboratories	1,000,000	1,000,000	482,672	517,328	517,328
31122	Other Machinery and Equipment	35,000,000	35,000,000	22,872,424	12,127,576	12,127,576
31122804	Acquisition of Laboratory Equipment	35,000,000	35,000,000	22,872,424	12,127,576	12,127,576
31132	Intangible Assets	2,000,000	-	-	2,000,000	-
31132801	Acquisition of Software	2,000,000	-	-	2,000,000	-
Total - Sub-Head 10-103: Primary Health Care and Public Health		1,289,000,000	1,093,400,000	1,020,103,341	268,896,659	73,296,659
Sub-Head 10-104: Treatment and Prevention of HIV and AIDS						
Recurrent Expenditure		95,800,000	64,800,000	61,365,271	34,434,729	3,434,729
21	Compensation of Employees	35,294,000	28,294,000	26,494,311	8,799,689	1,799,689
21110	Personal Emoluments	31,859,000	24,859,000	23,735,698	8,123,302	1,123,302
21110001	Basic Salary	26,879,000	19,879,000	19,435,950	7,443,050	443,050
21110002	Salary Compensation	680,000	680,000	437,347	242,653	242,653
21110004	Allowances	1,700,000	1,700,000	1,652,191	47,809	47,809
21110006	Cash in lieu of Leave	500,000	500,000	499,392	608	608
21110009	End-of-year Bonus	2,100,000	2,100,000	1,710,817	389,183	389,183

STATEMENT D 1

Detailed Statement of Expenditure of the Consolidated Fund
for the financial year 2019-2020

Item No.	Details	Appropriation (a) Rs	Total Provisions* (b) Rs	Actual Expenditure (c) Rs	(Over)/Under Appropriation (a-c) Rs	(Over)/Under Total Provisions (b-c) Rs
Sub-Head 10-104: Treatment and Prevention of HIV and AIDS - continued						
21	Compensation of Employees - contd.					
21111	Other Staff Costs	3,250,000	3,250,000	2,587,348	662,652	662,652
21111002	Travelling and Transport	3,175,000	3,175,000	2,559,504	615,496	615,496
21111100	Overtime	75,000	75,000	27,844	47,156	47,156
21210	Social Contributions	185,000	185,000	171,265	13,735	13,735
22	Goods and Services	60,506,000	36,506,000	34,870,960	25,635,040	1,635,040
22010	Cost of Utilities	35,000	35,000	7,927	27,073	27,073
22020	Fuel and Oil	450,000	450,000	193,100	256,900	256,900
22030	Rent	1,251,000	1,251,000	1,158,900	92,100	92,100
22040	Office Equipment and Furniture	15,000	15,000	2,850	12,150	12,150
22060	Maintenance	500,000	500,000	487,223	12,777	12,777
22100	Publications and Stationery	5,000	5,000	-	5,000	5,000
22120	Fees	325,000	325,000	-	325,000	325,000
22140	Medical Supplies, Drugs and Equipment	16,000,000	16,000,000	16,000,000	-	-
22140001	Medicine, Drugs and Vaccines	15,000,000	15,000,000	15,000,000	-	-
22140005	Medical Disposables and Minor Equipment	1,000,000	1,000,000	1,000,000	-	-
22900	Other Goods and Services of which	41,925,000	17,925,000	17,020,960	24,904,040	904,040
22900915	Multi Sectoral Response to HIV/Aids Programme	31,500,000	16,500,000	16,499,334	15,000,666	666
22900982	Synthetic Drugs Prevention Programme	10,000,000	1,000,000	225,931	9,774,069	774,069
Total - Sub-Head 10-104: Treatment and Prevention of HIV and AIDS		95,800,000	64,800,000	61,365,271	34,434,729	3,434,729
Sub-Head 10-105: Prevention of Non-Communicable Diseases and Promotion of Quality of Life						
Recurrent Expenditure		115,100,000	98,100,000	94,382,955	20,717,045	3,717,045
21	Compensation of Employees	83,093,000	68,093,000	66,690,220	16,402,780	1,402,780
21110	Personal Emoluments	77,986,000	62,986,000	61,774,465	16,211,535	1,211,535
21110001	Basic Salary	68,036,000	53,036,000	52,584,902	15,451,098	451,098
21110002	Salary Compensation	1,600,000	1,600,000	1,532,471	67,529	67,529
21110004	Allowances	1,400,000	1,400,000	1,396,484	3,516	3,516
21110006	Cash in lieu of Leave	1,750,000	1,750,000	1,702,831	47,169	47,169
21110009	End-of-year Bonus	5,200,000	5,200,000	4,557,777	642,223	642,223
21111	Other Staff Costs	4,520,000	4,520,000	4,377,953	142,047	142,047
21111002	Travelling and Transport	4,510,000	4,510,000	4,367,953	142,047	142,047
21111100	Overtime	10,000	10,000	10,000	-	-
21210	Social Contributions	587,000	587,000	537,802	49,198	49,198
22	Goods and Services	32,007,000	30,007,000	27,692,735	4,314,265	2,314,265
22010	Cost of Utilities	50,000	50,000	40,619	9,381	9,381
22020	Fuel and Oil	400,000	400,000	400,000	-	-
22030	Rent	772,000	772,000	764,505	7,495	7,495
22040	Office Equipment and Furniture	85,000	85,000	24,135	60,865	60,865
22050	Office Expenses	285,000	285,000	285,000	-	-
22060	Maintenance	620,000	620,000	313,261	306,739	306,739
22100	Publications and Stationery	95,000	95,000	95,000	-	-
22120	Fees	1,700,000	1,700,000	1,145,776	554,224	554,224
22130	Studies and Surveys	3,000,000	1,000,000	309,610	2,690,390	690,390
22130007	NCD related studies and surveys	3,000,000	1,000,000	309,610	2,690,390	690,390
22140	Medical Supplies, Drugs and Equipment	5,500,000	5,500,000	5,500,000	-	-
22900	Other Goods and Services of which	19,500,000	19,500,000	18,814,829	685,171	685,171
22900903	Awareness and Sensitisation Campaign	18,000,000	18,000,000	17,936,926	63,074	63,074

STATEMENT D 1

Detailed Statement of Expenditure of the Consolidated Fund
for the financial year 2019-2020

Item No.	Details	Appropriation (a) Rs	Total Provisions* (b) Rs	Actual Expenditure (c) Rs	(Over)/Under Appropriation (a-c) Rs	(Over)/Under Total Provisions (b-c) Rs
Sub-Head 10-105: Prevention of Non-Communicable Diseases and Promotion of Quality of Life - continued						
Capital Expenditure		6,000,000	6,000,000	133,415	5,866,585	5,866,585
31	Acquisition of Non-Financial Assets	6,000,000	6,000,000	133,415	5,866,585	5,866,585
31113	Other Structures (Quality of Life)	5,000,000	5,000,000	133,415	4,866,585	4,866,585
31132	Intangible Assets	1,000,000	1,000,000	-	1,000,000	1,000,000
31132801	Acquisition of Software	1,000,000	1,000,000	-	1,000,000	1,000,000
Total - Sub-Head 10-105: Prevention of Non-Communicable Diseases and Promotion of Quality of Life		121,100,000	104,100,000	94,516,370	26,583,630	9,583,630
Total - Vote 10-1: Ministry of Health and Quality of Life		13,100,000,000	14,300,000,000	13,783,339,343	(683,339,343)	516,660,657
Vote 11-1: Ministry of Arts and Culture						
Sub-Head 11-101: General						
Recurrent Expenditure		29,800,000	29,800,000	27,480,697	2,319,303	2,319,303
20	Allowance to Minister	2,400,000	2,400,000	2,400,000	-	-
20100	Annual Allowance	2,400,000	2,400,000	2,400,000	-	-
21	Compensation of Employees	25,340,000	25,340,000	23,442,162	1,897,838	1,897,838
21110	Personal Emoluments	21,950,000	21,950,000	20,287,418	1,662,582	1,662,582
21110001	Basic Salary	16,100,000	16,100,000	15,069,526	1,030,474	1,030,474
21110002	Salary Compensation	400,000	400,000	375,398	24,602	24,602
21110004	Allowances	1,400,000	1,400,000	1,397,814	2,186	2,186
21110005	Extra Assistance	1,750,000	1,750,000	1,169,457	580,543	580,543
21110006	Cash in lieu of Leave	800,000	800,000	775,223	24,777	24,777
21110009	End-of-year Bonus	1,500,000	1,500,000	1,500,000	-	-
21111	Other Staff Costs	3,190,000	3,190,000	2,973,936	216,064	216,064
21111001	Wages	190,000	190,000	-	190,000	190,000
21111002	Travelling and Transport	2,500,000	2,500,000	2,476,374	23,626	23,626
21111100	Overtime	425,000	425,000	422,562	2,438	2,438
21111200	Staff Welfare	75,000	75,000	75,000	-	-
21210	Social Contributions	200,000	200,000	180,808	19,192	19,192
22	Goods and Services	2,060,000	2,060,000	1,638,535	421,465	421,465
22010	Cost of Utilities	400,000	400,000	369,454	30,546	30,546
22040	Office Equipment and Furniture	100,000	100,000	96,322	3,678	3,678
22050	Office Expenses	100,000	100,000	99,970	30	30
22060	Maintenance	285,000	285,000	214,628	70,372	70,372
22100	Publications and Stationery	205,000	205,000	170,345	34,655	34,655
22120	Fees	575,000	575,000	426,000	149,000	149,000
22170	Travelling within the Republic of Mauritius	155,000	155,000	146,144	8,856	8,856
22900	Other Goods and Services of which	240,000	240,000	115,671	124,329	124,329
22900955	Gender Mainstreaming	200,000	200,000	75,671	124,329	124,329
Total - Sub-Head 11-101: General		29,800,000	29,800,000	27,480,697	2,319,303	2,319,303
Sub-Head 11-102: Promotion of Arts and Culture						
Recurrent Expenditure		261,900,000	260,245,000	241,258,858	20,641,142	18,986,142
21	Compensation of Employees	90,700,000	84,610,000	82,641,108	8,058,892	1,968,892
21110	Personal Emoluments	81,100,000	73,360,000	72,132,987	8,967,013	1,227,013
21110001	Basic Salary	69,100,000	61,960,000	61,339,798	7,760,202	620,202
21110002	Salary Compensation	2,800,000	2,800,000	2,554,799	245,201	245,201
21110004	Allowances	1,000,000	1,000,000	996,471	3,529	3,529
21110006	Cash in lieu of Leave	2,300,000	2,300,000	2,054,246	245,754	245,754
21110009	End-of-year Bonus	5,900,000	5,300,000	5,187,674	712,326	112,326

STATEMENT D 1

Detailed Statement of Expenditure of the Consolidated Fund
for the financial year 2019-2020

Item No.	Details	Appropriation (a) Rs	Total Provisions* (b) Rs	Actual Expenditure (c) Rs	(Over)/Under Appropriation (a-c) Rs	(Over)/Under Total Provisions (b-c) Rs
Sub-Head 11-102: Promotion of Arts and Culture - continued						
21	Compensation of Employees - contd.					
21111	Other Staff Costs	8,300,000	9,950,000	9,360,330	(1,060,330)	589,670
21111002	Travelling and Transport	6,515,000	6,765,000	6,635,947	(120,947)	129,053
21111100	Overtime	1,785,000	3,185,000	2,724,383	(939,383)	460,617
21210	Social Contributions	1,300,000	1,300,000	1,147,791	152,209	152,209
22	Goods and Services	56,800,000	61,235,000	49,682,998	7,117,002	11,552,002
22010	Cost of Utilities	2,870,000	3,170,000	2,677,884	192,116	492,116
22020	Fuel and Oil	1,250,000	1,250,000	914,264	335,736	335,736
22030	Rent	17,480,000	17,580,000	15,544,309	1,935,691	2,035,691
	of which					
22030001	Rental of Building	8,200,000	8,200,000	6,527,631	1,672,369	1,672,369
22030005	Rental of Facilities for Events	7,200,000	7,200,000	7,094,735	105,265	105,265
22040	Office Equipment and Furniture	200,000	850,000	708,094	(508,094)	141,906
22050	Office Expenses	750,000	1,300,000	1,241,370	(491,370)	58,631
22060	Maintenance	1,905,000	2,005,000	1,831,082	73,918	173,918
22070	Cleaning Services	1,200,000	1,200,000	1,159,473	40,527	40,527
22090	Security Services	2,100,000	2,100,000	1,815,944	284,056	284,056
22100	Publications and Stationery	2,600,000	4,580,000	3,418,032	(818,032)	1,161,968
22120	Fees	5,300,000	5,245,000	3,576,031	1,723,969	1,668,969
22130	Studies and Surveys	1,250,000	1,250,000	-	1,250,000	1,250,000
22900	Other Goods and Services	19,895,000	20,705,000	16,796,515	3,098,485	3,908,485
	of which					
22900008	Medals, Prizes and Rewards	1,500,000	1,500,000	352,825	1,147,175	1,147,175
22900018	Hiring of Services for Events	4,200,000	4,200,000	3,949,498	250,502	250,502
22900924	Festival Mauricien	3,900,000	5,570,000	5,558,895	(1,658,895)	11,105
22900944	International/Regional Games - Jeux de la	250,000	250,000	-	250,000	250,000
22900966	Expenses icw Centre De Lecture Publique et D'Animation Culturelle (CELPAC)	4,200,000	4,200,000	3,146,529	1,053,471	1,053,471
26	Grants	102,700,000	102,700,000	100,772,500	1,927,500	1,927,500
26313	Extra-Budgetary Units	102,700,000	102,700,000	100,772,500	1,927,500	1,927,500
26313009	Conservatoire de Musique François Mitterand Trust	21,450,000	21,450,000	21,450,000	-	-
26313031	Malcolm De Chazal Trust Fund	1,180,000	1,180,000	1,180,000	-	-
26313033	Mauritius Council of Registered Librarians	62,000	62,000	62,000	-	-
26313036	Mauritius Film Development Corporation	18,000,000	18,000,000	18,000,000	-	-
26313044	Mauritius Society of Authors	2,500,000	2,500,000	2,500,000	-	-
26313052	National Art Gallery	7,743,000	7,743,000	7,743,000	-	-
26313072	President's Fund for Creative Writing(English)	200,000	200,000	-	200,000	200,000
26313074	Professor Basdeo Bissoondoyal Trust Fund	1,140,000	1,140,000	570,000	570,000	570,000
26313078	Ramayana Centre	765,000	765,000	765,000	-	-
26313100	Islamic Cultural Centre for Hadj Organisation	1,980,000	1,980,000	1,980,000	-	-
26313101	Nelson Mandela Centre for African Culture Trust Fund	10,280,000	10,280,000	10,280,000	-	-
26313102	Islamic Cultural Centre Trust Fund	7,700,000	7,700,000	7,700,000	-	-
26313103	Mauritius Marathi Cultural Centre Trust	3,950,000	3,950,000	3,950,000	-	-
26313104	Mauritius Telugu Cultural Centre Trust	3,950,000	3,950,000	3,950,000	-	-
26313105	Mauritius Tamil Cultural Centre Trust	3,950,000	3,950,000	3,462,500	487,500	487,500

STATEMENT D 1

Detailed Statement of Expenditure of the Consolidated Fund
for the financial year 2019-2020

Item No.	Details	Appropriation (a) Rs	Total Provisions* (b) Rs	Actual Expenditure (c) Rs	(Over)/Under Appropriation (a-c) Rs	(Over)/Under Total Provisions (b-c) Rs
Sub-Head 11-102: Promotion of Arts and Culture - continued						
26	Grants - contd.					
26313106	Mauritian Cultural Centre Trust	100,000	100,000	-	100,000	100,000
26313116	Speaking Unions	17,750,000	17,750,000	17,180,000	570,000	570,000
28	Other Expense	11,700,000	11,700,000	8,162,252	3,537,748	3,537,748
28211	Transfers to non-profit Institutions	2,200,000	2,200,000	2,108,050	91,950	91,950
28211026	Socio-Cultural Organisations	2,200,000	2,200,000	2,108,050	91,950	91,950
28212	Transfers to Households	9,500,000	9,500,000	6,054,202	3,445,798	3,445,798
28212014	Financial Assistance to Artists	9,500,000	9,500,000	6,054,202	3,445,798	3,445,798
	(a) Scheme for Concerts	2,000,000	2,000,000	1,778,499	221,501	221,501
	(b) Scheme for Development of Performance Arts	1,900,000	1,900,000	1,197,000	703,000	703,000
	(c) International Development Grant Scheme for Performing Artists	2,000,000	2,000,000	911,213	1,088,787	1,088,787
	(d) Scheme for rental of Hall for Drama	500,000	500,000	17,000	483,000	483,000
	(e) Other support to Artists	3,100,000	3,100,000	2,150,490	949,510	949,510
Capital Expenditure		14,600,000	16,200,000	12,176,894	2,423,106	4,023,106
26	Grants	7,000,000	7,000,000	7,000,000	-	-
26323	Extra-Budgetary Units	7,000,000	7,000,000	7,000,000	-	-
26323009	Conservatoire de Musique François Mitterrand Trust	3,000,000	3,000,000	3,000,000	-	-
26323036	Mauritius Film Development Corporation	500,000	500,000	500,000	-	-
26323044	Mauritius Society of Authors	3,000,000	3,000,000	3,000,000	-	-
26323102	Islamic Cultural Centre Trust Fund	500,000	500,000	500,000	-	-
31	Acquisition of Non-Financial Assets	7,600,000	9,200,000	5,176,894	2,423,106	4,023,106
31112	Non-Residential Buildings	5,700,000	5,700,000	3,082,566	2,617,434	2,617,434
31112017	Construction of Cultural Complex/Buildings - Espace Artistique on Public Beaches	500,000	500,000	-	500,000	500,000
31112038	Setting up of Galerie d'Arts Nationale	1,000,000	1,000,000	112,000	888,000	888,000
31112417	Upgrading of Cultural Complex/Buildings	2,700,000	2,700,000	2,431,895	268,105	268,105
	(b) Centres de Lecture Publique et d'Animation Culturelle (CELPAC)	2,500,000	2,500,000	2,431,895	68,105	68,105
	(c) Espace Artistique at La Citadelle	200,000	200,000	-	200,000	200,000
31112420	Upgrading of Theatres (N 1)	1,500,000	1,500,000	538,672	961,329	961,329
31122	Other Machinery and Equipment	1,900,000	3,500,000	2,094,328	(194,328)	1,405,672
31122799	Upgrading of Other Machinery and Equipment	100,000	100,000	-	100,000	100,000
31122802	Acquisition of IT Equipment	500,000	2,100,000	1,251,829	(751,829)	848,171
31122999	Acquisition of Other Machinery and Equipment	1,300,000	1,300,000	842,499	457,501	457,501
	(a) Equipment for Centre de Formation Artistique	100,000	100,000	79,674	20,326	20,326
	(b) Machinery for Public Address System	200,000	200,000	-	200,000	200,000

STATEMENT D 1

Detailed Statement of Expenditure of the Consolidated Fund
for the financial year 2019-2020

Item No.	Details	Appropriation (a) Rs	Total Provisions* (b) Rs	Actual Expenditure (c) Rs	(Over)/Under Appropriation (a-c) Rs	(Over)/Under Total Provisions (b-c) Rs
Sub-Head 11-102: Promotion of Arts and Culture - continued						
31	Acquisition of Non-Financial Assets - contd. (e) Equipment for Theatres (N 1)	1,000,000	1,000,000	762,825	237,175	237,175
Total - Sub-Head 11-102: Promotion of Arts and Culture		276,500,000	276,445,000	253,435,752	23,064,248	23,009,248
Sub-Head 11-103: Preservation and Promotion of Heritage						
Recurrent Expenditure		133,200,000	133,255,000	129,687,885	3,512,115	3,567,115
21	Compensation of Employees	17,200,000	16,468,500	14,423,214	2,776,786	2,045,286
21110	Personal Emoluments	15,300,000	14,568,500	12,878,259	2,421,741	1,690,241
21110001	Basic Salary	12,700,000	12,093,500	10,729,133	1,970,867	1,364,367
21110002	Salary Compensation	550,000	550,000	507,483	42,517	42,517
21110004	Allowances	530,000	530,000	303,010	226,990	226,990
21110006	Cash in lieu of Leave	400,000	400,000	381,239	18,761	18,761
21110009	End-of-year Bonus	1,120,000	995,000	957,394	162,606	37,606
21111	Other Staff Costs	1,665,000	1,665,000	1,342,089	322,911	322,911
21111001	Wages	100,000	100,000	-	100,000	100,000
21111002	Travelling and Transport	1,500,000	1,500,000	1,303,012	196,988	196,988
21111100	Overtime	65,000	65,000	39,077	25,923	25,923
21210	Social Contributions	235,000	235,000	202,865	32,135	32,135
22	Goods and Services	7,948,000	8,619,000	7,360,789	587,211	1,258,211
22010	Cost of Utilities	695,000	695,000	523,757	171,243	171,243
22020	Fuel and Oil	100,000	100,000	16,098	83,902	83,902
22030	Rent	4,535,000	4,660,000	4,656,844	(121,844)	3,156
22040	Office Equipment and Furniture	140,000	140,000	126,148	13,852	13,852
22050	Office Expenses	118,000	198,000	166,051	(48,051)	31,949
22060	Maintenance	80,000	286,000	285,762	(205,762)	238
22070	Cleaning Services	200,000	200,000	100,482	99,518	99,518
22090	Security Services	500,000	620,000	618,588	(118,588)	1,412
22100	Publications and Stationery	170,000	170,000	79,607	90,393	90,393
22120	Fees	350,000	350,000	62,458	287,543	287,543
22900	Other Goods and Services of which	1,060,000	1,200,000	724,994	335,006	475,006
22900922	Conferences/Seminars/Workshops	800,000	800,000	422,831	377,169	377,169
26	Grants	108,020,000	108,135,500	107,903,882	116,118	231,618
26210	Contribution to International Organisations	690,000	805,500	573,882	116,118	231,618
26313	Extra-Budgetary Units	107,330,000	107,330,000	107,330,000	-	-
26313001	Aapravasi Ghat Trust Fund	29,800,000	29,800,000	29,800,000	-	-
26313030	Le Morne Heritage Trust Fund	10,200,000	10,200,000	10,200,000	-	-
26313039	Mauritius Museums Council	26,500,000	26,500,000	26,500,000	-	-
26313059	National Heritage Fund	14,400,000	14,400,000	14,400,000	-	-
26313062	National Library	26,430,000	26,430,000	26,430,000	-	-
28	Other Expense	32,000	32,000	-	32,000	32,000
28211	Transfers to Non-Profit Institutions	32,000	32,000	-	32,000	32,000
28211011	Mauritius Archives Publication Fund	32,000	32,000	-	32,000	32,000
Capital Expenditure		77,500,000	77,500,000	22,215,562	55,284,438	55,284,438
26	Grants	12,700,000	22,700,000	16,961,415	(4,261,415)	5,738,585
26323	Extra-Budgetary Units	12,700,000	22,700,000	16,961,415	(4,261,415)	5,738,585
26323001	Aapravasi Ghat Trust Fund	200,000	200,000	-	200,000	200,000
26323030	Le Morne Heritage Trust Fund (N 1)	3,000,000	3,000,000	2,461,415	538,585	538,585

STATEMENT D 1

Detailed Statement of Expenditure of the Consolidated Fund
for the financial year 2019-2020

Item No.	Details	Appropriation (a) Rs	Total Provisions* (b) Rs	Actual Expenditure (c) Rs	(Over)/Under Appropriation (a-c) Rs	(Over)/Under Total Provisions (b-c) Rs
Sub-Head 11-103: Preservation and Promotion of Heritage - continued						
26	Grants - contd.					
26323039	Mauritius Museums Council	5,000,000	5,000,000	-	5,000,000	5,000,000
26323059	National Heritage Fund	1,500,000	1,500,000	1,500,000	-	-
26323062	National Library	3,000,000	13,000,000	13,000,000	(10,000,000)	-
31	Acquisition of Non-Financial Assets	64,800,000	54,800,000	5,254,147	59,545,853	49,545,853
31112	Non-Residential Buildings	51,500,000	51,500,000	3,464,633	48,035,367	48,035,367
31112101	Construction of New Building for the National Archives and National Library	50,000,000	50,000,000	3,464,633	46,535,367	46,535,367
31112417	Upgrading of Cultural Complex / Buildings - Restoration and	1,500,000	1,500,000	-	1,500,000	1,500,000
	(a) Indentured Labourers Barracks, Trianon	500,000	500,000	-	500,000	500,000
	(b) Batterie de L'Harmonie, Black River	1,000,000	1,000,000	-	1,000,000	1,000,000
31122	Other Machinery and Equipment	200,000	610,000	596,395	(396,395)	13,605
31132	Intangible Assets	13,000,000	2,590,000	1,157,119	11,842,881	1,432,881
31132401	E-Government Projects - Digitisation of Archives	13,000,000	2,590,000	1,157,119	11,842,881	1,432,881
31133	Furniture, Fixtures and Fittings	100,000	100,000	36,000	64,000	64,000
Total - Sub-Head 11-103: Preservation and Promotion of Heritage		210,700,000	210,755,000	151,903,447	58,796,553	58,851,553
Total - Vote 11-1: Ministry of Arts and Culture		517,000,000	517,000,000	432,819,896	84,180,104	84,180,104
Ministry of Social Security, National Solidarity and Environment and Sustainable Development						
Vote 12-1: Social Security and National Solidarity						
Sub-Head 12-101: General						
Recurrent Expenditure		106,700,000	106,700,000	96,974,829	9,725,171	9,725,171
20	Allowance to Minister	2,400,000	2,400,000	2,400,000	-	-
20100	Annual Allowance	2,400,000	2,400,000	2,400,000	-	-
21	Compensation of Employees	81,630,000	81,180,000	75,489,461	6,140,539	5,690,539
21110	Personal Emoluments	71,655,000	71,105,000	66,012,234	5,642,766	5,092,766
21110001	Basic Salary	57,655,000	56,530,000	51,778,747	5,876,253	4,751,253
21110002	Salary Compensation	1,700,000	1,900,000	1,856,201	(156,201)	43,799
21110004	Allowances	2,100,000	2,300,000	2,218,594	(118,594)	81,406
21110005	Extra Assistance	2,500,000	2,675,000	2,663,795	(163,795)	11,205
21110006	Cash in lieu of Leave	2,600,000	2,600,000	2,395,281	204,719	204,719
21110009	End-of-year Bonus	5,100,000	5,100,000	5,099,616	384	384
21111	Other Staff Costs	9,050,000	9,150,000	8,663,012	386,988	486,988
21111001	Wages	350,000	350,000	287,330	62,670	62,670
21111002	Travelling and Transport	5,600,000	5,600,000	5,302,617	297,383	297,383
21111100	Overtime	3,000,000	3,100,000	3,063,487	(63,487)	36,513
21111200	Staff Welfare	100,000	100,000	9,578	90,423	90,423
21210	Social Contributions	925,000	925,000	814,216	110,784	110,784
22	Goods and Services	22,670,000	23,120,000	19,085,367	3,584,633	4,034,633
22010	Cost of Utilities	2,800,000	2,800,000	1,531,218	1,268,782	1,268,782
22020	Fuel and Oil	1,500,000	1,500,000	1,044,881	455,119	455,119
22030	Rent	11,000,000	11,000,000	10,904,831	95,169	95,169

STATEMENT D 1

Detailed Statement of Expenditure of the Consolidated Fund
for the financial year 2019-2020

Item No.	Details	Appropriation (a) Rs	Total Provisions* (b) Rs	Actual Expenditure (c) Rs	(Over)/Under Appropriation (a-c) Rs	(Over)/Under Total Provisions (b-c) Rs
Sub-Head 12-101: General - continued						
22	Goods and Services - contd.					
22040	Office Equipment and Furniture	900,000	900,000	459,940	440,060	440,060
22050	Office Expenses	870,000	870,000	733,244	136,756	136,756
22060	Maintenance	960,000	1,410,000	807,042	152,958	602,958
22100	Publications and Stationery	1,950,000	1,950,000	1,307,924	642,076	642,076
22120	Fees	400,000	400,000	335,285	64,715	64,715
22170	Travelling within the Republic of Mauritius	150,000	150,000	-	150,000	150,000
22900	Other Goods and Services	2,140,000	2,140,000	1,961,002	178,998	178,998
22900955	<i>of which</i> Gender Mainstreaming	200,000	200,000	100,000	100,000	100,000
Total - Sub-Head 12-101: General		106,700,000	106,700,000	96,974,829	9,725,171	9,725,171
Sub-Head 12-102: Social Protection						
Recurrent Expenditure		1,313,900,000	1,313,900,000	1,135,016,301	178,883,699	178,883,699
21	Compensation of Employees	176,805,000	174,180,000	161,782,110	15,022,890	12,397,890
21110	Personal Emoluments	155,305,000	152,405,000	141,883,047	13,421,953	10,521,953
21110001	Basic Salary	128,605,000	125,655,000	116,697,581	11,907,419	8,957,419
21110002	Salary Compensation	4,000,000	4,050,000	4,027,147	(27,147)	22,853
21110004	Allowances	5,100,000	5,100,000	4,447,503	652,497	652,497
21110006	Cash in lieu of Leave	6,300,000	6,300,000	5,773,930	526,070	526,070
21110009	End-of-year Bonus	11,300,000	11,300,000	10,936,885	363,115	363,115
21111	Other Staff Costs	19,700,000	19,975,000	18,122,618	1,577,382	1,852,382
21111001	Wages	2,800,000	2,800,000	2,409,007	390,993	390,993
21111002	Travelling and Transport	15,500,000	14,750,000	13,305,276	2,194,724	1,444,724
21111100	Overtime	1,400,000	2,425,000	2,408,336	(1,008,336)	16,664
21210	Social Contributions	1,800,000	1,800,000	1,776,445	23,555	23,555
22	Goods and Services	232,925,000	235,050,000	167,296,171	65,628,829	67,753,829
22010	Cost of Utilities	8,400,000	8,400,000	7,720,870	679,130	679,130
22020	Fuel and Oil	100,000	100,000	66,800	33,200	33,200
22030	Rent	15,175,000	15,175,000	10,486,999	4,688,001	4,688,001
22040	Office Equipment and Furniture	1,600,000	1,600,000	329,549	1,270,451	1,270,451
22050	Office Expenses	4,900,000	5,550,000	4,958,081	(58,081)	591,919
22060	Maintenance	20,800,000	21,400,000	20,217,935	582,065	1,182,065
22070	Cleaning Services	1,600,000	1,600,000	798,879	801,121	801,121
22090	Security Services	14,300,000	14,300,000	6,843,109	7,456,891	7,456,891
22100	Publications and Stationery	2,025,000	2,825,000	1,763,483	261,517	1,061,517
22120	Fees	127,860,000	116,994,400	73,366,765	54,493,235	43,627,635
22120001	<i>of which</i> Fees for Medical Boards and Domiciliary Visits	125,000,000	114,134,400	71,882,222	53,117,778	42,252,178
22130	Studies and Surveys	1,000,000	1,000,000	362,386	637,614	637,614
22140	Medical Supplies, Drugs and Equipment	10,065,000	20,930,600	20,907,050	(10,842,050)	23,550
22170	Travelling within the Republic of Mauritius	400,000	400,000	-	400,000	400,000
22900	Other Goods and Services	24,700,000	24,775,000	19,474,265	5,225,735	5,300,735
22900004	<i>of which</i> Catering	20,000,000	20,000,000	15,577,641	4,422,359	4,422,359
26	Grants	24,165,000	24,165,000	16,290,000	7,875,000	7,875,000
26210	Contribution to International Organisations	40,000	40,000	40,000	-	-
26313	Extra-Budgetary Units	24,125,000	24,125,000	16,250,000	7,875,000	7,875,000
26313056	National Council for Rehabilitation of disabled persons	2,090,000	2,090,000	1,250,000	840,000	840,000

STATEMENT D 1

Detailed Statement of Expenditure of the Consolidated Fund
for the financial year 2019-2020

Item No.	Details	Appropriation (a) Rs	Total Provisions* (b) Rs	Actual Expenditure (c) Rs	(Over)/Under Appropriation (a-c) Rs	(Over)/Under Total Provisions (b-c) Rs
Sub-Head 12-102: Social Protection - continued						
26	Grants - contd.					
26313081	Senior Citizens Council	10,000,000	10,000,000	10,000,000	-	-
26313093	Training and Employment of Disabled Persons Board	12,035,000	12,035,000	5,000,000	7,035,000	7,035,000
27	Social Benefits	870,400,000	870,400,000	780,339,341	90,060,659	90,060,659
27210	Social Assistance Benefits in Cash	840,000,000	840,000,000	762,302,165	77,697,835	77,697,835
27210002	Social Aid	810,000,000	810,000,000	747,854,988	62,145,012	62,145,012
27210012	Assistance and Training of Disabled Persons	30,000,000	30,000,000	14,447,177	15,552,823	15,552,823
27220	Social Assistance Benefits in Kind	30,400,000	30,400,000	18,037,176	12,362,824	12,362,824
	of which					
27220001	Social Aid	30,000,000	30,000,000	17,831,926	12,168,074	12,168,074
27220002	Assistance to Parents of Disabled Children	400,000	400,000	205,250	194,750	194,750
28	Other Expense	9,605,000	10,105,000	9,308,679	296,321	796,321
28211	Transfers to Non-Profit Institutions	7,000,000	7,625,000	7,614,585	(614,585)	10,415
28211024	Financial support to Religious Bodies - Water Bills	7,000,000	7,625,000	7,614,585	(614,585)	10,415
28212	Transfers to Households	2,605,000	2,480,000	1,694,094	910,906	785,906
	of which					
28212013	Gifts to Centenarians	2,300,000	2,175,000	1,653,250	646,750	521,750
Capital Expenditure		73,800,000	73,800,000	33,766,093	40,033,907	40,033,907
28	Other Expense	300,000	300,000	188,507	111,493	111,493
28221	Transfers to Non-Profit Institutions	300,000	300,000	188,507	111,493	111,493
28221011	Charitable Institutions (CCTV Camera)	300,000	300,000	188,507	111,493	111,493
31	Acquisition of Non-Financial Assets	73,500,000	73,500,000	33,577,586	39,922,414	39,922,414
31111	Dwellings	64,500,000	64,500,000	33,101,179	31,398,821	31,398,821
31111002	Construction of Recreational Centre at Riambel	50,000,000	50,000,000	31,163,639	18,836,361	18,836,361
31111402	Upgrading of Recreational Centres	10,000,000	10,000,000	1,626,908	8,373,092	8,373,092
31111403	Upgrading of Disability Centre - Extension of Foyer Trochetia	2,000,000	2,000,000	212,664	1,787,336	1,787,336
31111409	Upgrading of Residence/Day Care Centres - Bois savon & La Marie	2,500,000	2,500,000	97,969	2,402,031	2,402,031
31112	Non-Residential Buildings	4,000,000	4,000,000	395,907	3,604,093	3,604,093
31112401	Upgrading of Office Buildings - Social Security Offices	4,000,000	4,000,000	395,907	3,604,093	3,604,093
31122	Other Machinery and Equipment	5,000,000	5,000,000	80,500	4,919,500	4,919,500
31122802	Acquisition of IT Equipment	5,000,000	5,000,000	80,500	4,919,500	4,919,500
Total - Sub-Head 12-102: Social Protection		1,387,700,000	1,387,700,000	1,168,782,394	218,917,606	218,917,606
Sub-Head 12-103: National Pension Management						
Recurrent Expenditure		25,432,600,000	30,537,600,000	30,446,114,932	(5,013,514,932)	91,485,068
21	Compensation of Employees	190,655,000	188,855,000	175,360,654	15,294,346	13,494,346
21110	Personal Emoluments	174,455,000	172,580,000	161,039,552	13,415,448	11,540,448
21110001	Basic Salary	147,955,000	145,905,000	136,853,234	11,101,766	9,051,766
21110002	Salary Compensation	4,700,000	4,875,000	4,793,748	(93,748)	81,252
21110004	Allowances	2,000,000	2,000,000	1,125,600	874,400	874,400

STATEMENT D 1

Detailed Statement of Expenditure of the Consolidated Fund
for the financial year 2019-2020

Item No.	Details	Appropriation (a) Rs	Total Provisions* (b) Rs	Actual Expenditure (c) Rs	(Over)/Under Appropriation (a-c) Rs	(Over)/Under Total Provisions (b-c) Rs
Sub-Head 12-103: National Pension Management - continued						
21	Compensation of Employees - contd.					
21110006	Cash in lieu of Leave	7,000,000	7,000,000	6,380,546	619,454	619,454
21110009	End-of-year Bonus	12,800,000	12,800,000	11,886,424	913,576	913,576
21111	Other Staff Costs	13,800,000	13,875,000	12,099,727	1,700,273	1,775,273
21111002	Travelling and Transport	13,000,000	13,000,000	11,239,357	1,760,643	1,760,643
21111100	Overtime	800,000	875,000	860,371	(60,371)	14,629
21210	Social Contributions	2,400,000	2,400,000	2,221,374	178,626	178,626
22	Goods and Services	40,370,000	42,140,000	34,551,636	5,818,364	7,588,364
22010	Cost of Utilities	2,100,000	2,100,000	1,336,167	763,833	763,833
22030	Rent	2,250,000	2,250,000	2,213,437	36,563	36,563
22040	Office Equipment and Furniture	730,000	730,000	266,544	463,456	463,456
22050	Office Expenses	2,455,000	2,455,000	1,640,958	814,042	814,042
22060	Maintenance	1,800,000	1,800,000	217,277	1,582,723	1,582,723
22100	Publications and Stationery	1,360,000	3,160,000	2,479,738	(1,119,738)	680,262
22120	Fees	27,000,000	27,000,000	24,033,791	2,966,209	2,966,209
22120001	Fees for Medical Boards and Domiciliary Visits	15,000,000	15,000,000	13,269,504	1,730,496	1,730,496
22120004	Fees to Mauritius Post Ltd	12,000,000	12,000,000	10,764,287	1,235,713	1,235,713
22900	Other Goods and Services	2,675,000	2,645,000	2,363,725	311,275	281,275
26	Grants	575,000	605,000	602,976	(27,976)	2,025
26210	Contribution to International Organisations	575,000	605,000	602,976	(27,976)	2,025
26210097	International Social Security Association	575,000	605,000	602,976	(27,976)	2,025
27	Social Benefits	25,200,000,000	30,305,000,000	30,235,599,667	(5,035,599,667)	69,400,333
27210	Social Assistance Benefits in Cash	25,200,000,000	30,305,000,000	30,235,599,667	(5,035,599,667)	69,400,333
27210101	Basic Retirement Pension	19,690,000,000	23,740,000,000	23,717,216,024	(4,027,216,024)	22,783,976
27210102	Basic Widows Pension	1,515,000,000	1,897,000,000	1,887,603,670	(372,603,670)	9,396,330
27210103	Basic Invalidity Pension	2,505,000,000	3,136,900,000	3,112,362,151	(607,362,151)	24,537,849
27210104	Basic Orphans Pension	25,000,000	26,100,000	26,009,180	(1,009,180)	90,820
27210105	Child Allowance	267,900,000	267,900,000	267,887,116	12,884	12,884
27210106	Other Basic Pension	1,197,100,000	1,237,100,000	1,224,521,527	(27,421,527)	12,578,473
28	Other Expense	1,000,000	1,000,000	-	1,000,000	1,000,000
28212	Transfers to Households	1,000,000	1,000,000	-	1,000,000	1,000,000
28212022	Contribution to NPF on behalf of Domestic Workers	1,000,000	1,000,000	-	1,000,000	1,000,000
Total - Sub-Head 12-103: National Pension Management		25,432,600,000	30,537,600,000	30,446,114,932	(5,013,514,932)	91,485,068
Total - Vote 12-1: Social Security and National Solidarity		26,927,000,000	32,032,000,000	31,711,872,155	(4,784,872,155)	320,127,845
Vote 12-2: Environment and Sustainable Development						
Sub-Head 12-201: General						
Recurrent Expenditure		75,000,000	77,920,000	75,348,598	(348,598)	2,571,402
21	Compensation of Employees	46,850,000	46,850,000	45,353,480	1,496,520	1,496,520
21110	Personal Emoluments	41,500,000	40,964,000	39,852,115	1,647,885	1,111,885
21110001	Basic Salary	34,525,000	33,939,000	33,458,400	1,066,600	480,600
21110002	Salary Compensation	1,075,000	1,075,000	1,074,205	795	795
21110004	Allowances	900,000	1,341,000	1,169,762	(269,762)	171,238
21110005	Extra Assistance	300,000	159,000	55,740	244,260	103,260
21110006	Cash in lieu of Leave	1,700,000	1,450,000	1,375,530	324,470	74,470
21110009	End-of-year Bonus	3,000,000	3,000,000	2,718,477	281,523	281,523

STATEMENT D 1

Detailed Statement of Expenditure of the Consolidated Fund
for the financial year 2019-2020

Item No.	Details	Appropriation (a) Rs	Total Provisions* (b) Rs	Actual Expenditure (c) Rs	(Over)/Under Appropriation (a-c) Rs	(Over)/Under Total Provisions (b-c) Rs
Sub-Head 12-201: General - continued						
21	Compensation of Employees - contd.					
21111	Other Staff Costs	4,850,000	5,386,000	5,002,282	(152,282)	383,719
21111002	Travelling and Transport	3,800,000	3,800,000	3,667,676	132,324	132,324
21111100	Overtime	900,000	1,436,000	1,184,606	(284,606)	251,394
21111200	Staff Welfare	150,000	150,000	150,000	-	-
21210	Social Contributions	500,000	500,000	499,083	917	917
22	Goods and Services	25,335,000	28,055,000	27,026,759	(1,691,759)	1,028,241
22010	Cost of Utilities	2,500,000	2,500,000	2,236,878	263,122	263,122
22020	Fuel and Oil	1,400,000	1,400,000	1,334,383	65,617	65,617
22030	Rent	14,700,000	15,600,000	15,426,898	(726,898)	173,102
22040	Office Equipment and Furniture	250,000	300,000	249,250	750	50,750
22050	Office Expenses	580,000	630,000	593,538	(13,538)	36,462
22060	Maintenance	1,100,000	1,500,000	1,360,196	(260,196)	139,804
22070	Cleaning Services	400,000	400,000	400,000	-	-
22100	Publications and Stationery	900,000	1,800,000	1,648,273	(748,273)	151,727
22120	Fees	3,275,000	3,445,000	3,403,076	(128,076)	41,924
	<i>of which</i>					
22120008	Fees to Consultants- Environmental Management Strategy for Mauritius	2,000,000	2,000,000	1,994,138	5,862	5,862
22170	Travelling within the Republic of Mauritius	100,000	350,000	250,027	(150,027)	99,973
22900	Other Goods and Services	130,000	130,000	124,240	5,760	5,760
26	Grants	2,815,000	3,015,000	2,968,360	(153,360)	46,640
26210	Contribution to International Organisations	2,815,000	3,015,000	2,968,360	(153,360)	46,640
26210060	UN Framework Convention on Climate Change (UNFCCC)	120,000	120,000	105,013	14,987	14,987
26210061	Trust Fund for the African Ministerial Conference on the Environment	350,000	350,000	350,000	-	-
26210063	UNEP Environment Fund	550,000	550,000	550,000	-	-
26210065	Convention for the Protection, Management and Development of the Marine and Coastal Environment of the Eastern African Region	1,100,000	1,300,000	1,300,000	(200,000)	-
26210066	United Nations (Kyoto Protocol)	40,000	40,000	32,908	7,092	7,092
26210150	The General Trust Fund for the Stockholm Convention on Persistent Organic Pollutants	40,000	40,000	27,215	12,785	12,785
26210171	Regional Coordination Centre on the Regional Contingency Plan	590,000	590,000	590,000	-	-
26210202	Minamata Convention Trust Fund	25,000	25,000	13,224	11,776	11,776
Capital Expenditure		8,500,000	8,500,000	1,323,783	7,176,217	7,176,217
28	Other Expense	7,000,000	7,000,000	914,350	6,085,650	6,085,650
28221	Transfers to Non-Profit Institutions	7,000,000	7,000,000	914,350	6,085,650	6,085,650
28221012	Rainwater Harvesting Scheme	7,000,000	7,000,000	914,350	6,085,650	6,085,650

STATEMENT D 1

Detailed Statement of Expenditure of the Consolidated Fund
for the financial year 2019-2020

Item No.	Details	Appropriation (a) Rs	Total Provisions* (b) Rs	Actual Expenditure (c) Rs	(Over)/Under Appropriation (a-c) Rs	(Over)/Under Total Provisions (b-c) Rs
Sub-Head 12-201: General - continued						
31	Acquisition of Non-Financial Assets	1,500,000	1,500,000	409,433	1,090,567	1,090,567
31122	Other Machinery and Equipment	500,000	500,000	195,226	304,774	304,774
31122802	Acquisition of IT Equipment	500,000	500,000	195,226	304,774	304,774
31132	Intangible Assets	1,000,000	1,000,000	214,208	785,793	785,793
31132107	Environment Impact Assessment Licensing Project	1,000,000	1,000,000	214,208	785,793	785,793
Total - Sub-Head 12-201: General		83,500,000	86,420,000	76,672,381	6,827,619	9,747,619
Sub-Head 12-202: Environmental Protection and Conservation						
Recurrent Expenditure		90,800,000	91,200,000	71,076,384	19,723,616	20,123,616
21	Compensation of Employees	55,368,000	55,368,000	51,361,539	4,006,461	4,006,461
21110	Personal Emoluments	48,743,000	48,160,000	44,756,745	3,986,255	3,403,255
21110001	Basic Salary	40,123,000	39,540,000	36,985,359	3,137,641	2,554,641
21110002	Salary Compensation	1,020,000	1,020,000	996,131	23,869	23,869
21110004	Allowances	2,100,000	2,100,000	1,852,484	247,516	247,516
21110006	Cash in lieu of Leave	2,000,000	2,000,000	1,696,583	303,417	303,417
21110009	End-of-year Bonus	3,500,000	3,500,000	3,226,188	273,812	273,812
21111	Other Staff Costs	6,125,000	6,708,000	6,121,346	3,654	586,654
21111002	Travelling and Transport	5,300,000	5,300,000	4,855,086	444,914	444,914
21111100	Overtime	700,000	1,283,000	1,141,260	(441,260)	141,740
21111200	Staff Welfare	125,000	125,000	125,000	-	-
21210	Social Contributions	500,000	500,000	483,448	16,552	16,552
22	Goods and Services	35,432,000	35,832,000	19,714,845	15,717,155	16,117,155
22010	Cost of Utilities	1,200,000	1,200,000	1,116,524	83,476	83,476
22040	Office Equipment and Furniture	150,000	150,000	37,808	112,192	112,192
22050	Office Expenses	375,000	375,000	351,084	23,916	23,916
22060	Maintenance	120,000	120,000	60,746	59,254	59,254
22100	Publications and Stationery	2,850,000	2,850,000	2,610,558	239,442	239,442
22120	Fees	14,772,000	15,172,000	4,079,752	10,692,248	11,092,248
22120007	of which Fees for Training (Grant from International Organisations)	2,913,000	2,913,000	395,580	2,517,420	2,517,420
	of which					
	(a) Nationally Appropriate Mitigation Action	688,000	688,000	-	688,000	688,000
	(b) Hydro Chloro Fluoro Carbon	330,000	330,000	330,000	-	-
	(c) Enhancing the Resilience of Vulnerable Communities to Climate Change	1,500,000	1,500,000	-	1,500,000	1,500,000
	(d) Biennial Update Report	195,000	195,000	65,580	129,420	129,420
22120008	Fees to Consultants (Grant from International Organisations)	10,759,000	10,759,000	2,242,050	8,516,950	8,516,950
	of which					
	(a) Climate Change Adaptation Programme	6,100,000	6,100,000	1,442,894	4,657,106	4,657,106
	(b) Biennial Update Report	4,659,000	4,659,000	799,156	3,859,844	3,859,844
22900	Other Goods and Services	15,965,000	15,965,000	11,458,373	4,506,627	4,506,627
	of which					
22900099	Miscellaneous Expenses	11,390,000	11,390,000	8,916,768	2,473,232	2,473,232

STATEMENT D 1

Detailed Statement of Expenditure of the Consolidated Fund
for the financial year 2019-2020

Item No.	Details	Appropriation (a) Rs	Total Provisions* (b) Rs	Actual Expenditure (c) Rs	(Over)/Under Appropriation (a-c) Rs	(Over)/Under Total Provisions (b-c) Rs
Sub-Head 12-202: Environmental Protection and Conservation - continued						
22	Goods and Services - contd.					
	<i>of which</i>					
	(a) Nationally Appropriate Mitigation Action	4,114,000	1,120,500	1,063,061	3,050,939	57,439
	(b) Hydro Chloro Fluoro Carbon	1,600,000	3,521,400	3,521,235	(1,921,235)	165
	(c) Climate Change Adaptation Plan	4,000,000	3,572,000	1,740,939	2,259,061	1,831,061
	(d) Institutional Strengthening- Ozone Layer Protection	660,000	971,600	971,549	(311,549)	51
	(e) Shared Environmental Information	535,000	535,000	279,184	255,817	255,817
	(f) Biennial Update Report	381,000	381,000	77,725	303,275	303,275
22900903	Awareness Campaign	4,000,000	4,000,000	2,144,748	1,855,252	1,855,252
	Capital Expenditure	1,200,000	1,200,000	106,019	1,093,982	1,093,982
31	Acquisition of Non-Financial Assets	1,200,000	1,200,000	106,019	1,093,982	1,093,982
31122	Other Machinery and Equipment	1,200,000	1,200,000	106,019	1,093,982	1,093,982
31122802	Acquisition of IT Equipment	200,000	200,000	106,019	93,982	93,982
31122999	Acquisition of Other Machinery and Equipment	1,000,000	1,000,000	-	1,000,000	1,000,000
	(a) Equipment i.c.w Contingency Plan and Disaster Preparedness- Oil spill	500,000	500,000	-	500,000	500,000
	(b) Other Equipment	500,000	500,000	-	500,000	500,000
Total - Sub-Head 12-202: Environmental Protection and Conservation		92,000,000	92,400,000	71,182,403	20,817,597	21,217,597
Sub-Head 12-203: Monitoring, Uplifting and Embellishment of the Environment						
	Recurrent Expenditure	190,000,000	186,480,000	169,429,651	20,570,349	17,050,349
21	Compensation of Employees	164,635,000	159,165,000	145,807,109	18,827,892	13,357,892
21110	Personal Emoluments	145,235,000	139,224,631	127,197,977	18,037,023	12,026,654
21110001	Basic Salary	121,485,000	115,474,631	106,354,225	15,130,775	9,120,406
21110002	Salary Compensation	8,300,000	8,300,000	7,335,011	964,989	964,989
21110004	Allowances	850,000	850,000	640,120	209,880	209,880
21110006	Cash in lieu of Leave	3,600,000	3,600,000	3,587,295	12,705	12,705
21110009	End-of-year Bonus	11,000,000	11,000,000	9,281,326	1,718,674	1,718,674
21111	Other Staff Costs	17,000,000	17,374,200	16,042,962	957,038	1,331,238
21111001	Wages	100,000	100,000	99,732	268	268
21111002	Travelling and Transport	16,300,000	16,300,000	15,072,438	1,227,562	1,227,562
21111100	Overtime	300,000	674,200	570,793	(270,793)	103,407
21111200	Staff Welfare	300,000	300,000	300,000	-	-
21210	Social Contributions	2,400,000	2,566,169	2,566,169	(166,169)	-
22	Goods and Services	25,365,000	27,315,000	23,622,543	1,742,457	3,692,457
22010	Cost of Utilities	2,350,000	2,350,000	2,267,394	82,606	82,606
22020	Fuel and Oil	2,400,000	2,400,000	2,317,557	82,443	82,443
22040	Office Equipment and Furniture	65,000	65,000	47,058	17,942	17,942
22050	Office Expenses	145,000	145,000	106,547	38,453	38,453
22060	Maintenance	11,000,000	12,075,000	8,992,711	2,007,289	3,082,289
	<i>of which</i>					
22060010	Grounds	5,000,000	5,000,000	4,407,282	592,718	592,718
22060011	Rivers/Canals	1,000,000	1,000,000	998,651	1,349	1,349

STATEMENT D 1

Detailed Statement of Expenditure of the Consolidated Fund
for the financial year 2019-2020

Item No.	Details	Appropriation (a) Rs	Total Provisions* (b) Rs	Actual Expenditure (c) Rs	(Over)/Under Appropriation (a-c) Rs	(Over)/Under Total Provisions (b-c) Rs
Sub-Head 12-203: Monitoring, Uplifting and Embellishment of the Environment - continued						
22	Goods and Services - contd.					
22070	Cleaning Services	150,000	300,000	300,000	(150,000)	-
22090	Security Services	2,500,000	3,100,000	3,024,582	(524,582)	75,418
22100	Publications and Stationery	275,000	275,000	213,492	61,508	61,508
22120	Fees	380,000	430,000	362,686	17,314	67,314
22130	Studies and Surveys	300,000	575,000	574,770	(274,770)	230
22150	Scientific and Laboratory Equipment and Supplies	1,500,000	2,100,000	2,099,244	(599,244)	756
22900	Other Goods and Services	4,300,000	3,500,000	3,316,501	983,499	183,499
22900001	Uniforms	3,300,000	3,300,000	3,253,501	46,499	46,499
22900099	Miscellaneous Expenses (Flower Mauritius Competition)	1,000,000	200,000	63,000	937,000	137,000
Capital Expenditure		10,600,000	10,600,000	2,416,781	8,183,219	8,183,219
31	Acquisition of Non- Financial Assets	10,600,000	10,600,000	2,416,781	8,183,219	8,183,219
31112	Non-Residential Buildings	2,000,000	2,000,000	948,750	1,051,250	1,051,250
31112401	Upgrading of Office Buildings	2,000,000	2,000,000	948,750	1,051,250	1,051,250
31122	Other Machinery and Equipment	8,400,000	8,400,000	1,340,376	7,059,624	7,059,624
31122404	Upgrading of Laboratory Equipment	200,000	200,000	20,766	179,234	179,234
31122802	Acquisition of IT Equipment	200,000	200,000	200,000	-	-
31122804	Acquisition of Laboratory Equipment for National Environmental Laboratory	6,000,000	6,000,000	479,498	5,520,502	5,520,502
31122999	Acquisition of Other Machinery and Equipment	2,000,000	2,000,000	640,112	1,359,888	1,359,888
31133	Furniture, Fixtures and Fittings	200,000	200,000	127,655	72,345	72,345
Total - Sub-Head 12-203: Monitoring, Uplifting and Embellishment of the Environment		200,600,000	197,080,000	171,846,433	28,753,567	25,233,567
Sub-Head 12-204: Sustainable Development and Climate Change						
Recurrent Expenditure		10,900,000	11,100,000	9,479,673	1,420,327	1,620,327
21	Compensation of Employees	10,400,000	10,400,000	8,912,441	1,487,559	1,487,559
21110	Personal Emoluments	9,415,000	9,415,000	8,051,638	1,363,362	1,363,362
21110001	Basic Salary	7,995,000	7,887,000	6,751,769	1,243,231	1,135,231
21110002	Salary Compensation	170,000	170,000	138,095	31,905	31,905
21110004	Allowances	120,000	228,000	185,398	(65,398)	42,602
21110006	Cash in lieu of Leave	450,000	450,000	378,862	71,138	71,138
21110009	End-of-year Bonus	680,000	680,000	597,514	82,486	82,486
21111	Other Staff Costs	905,000	905,000	790,625	114,375	114,375
21111002	Travelling and Transport	900,000	900,000	785,625	114,375	114,375
21111200	Staff Welfare	5,000	5,000	5,000	-	-
21210	Social Contributions	80,000	80,000	70,178	9,822	9,822
22	Goods and Services	500,000	700,000	567,232	(67,232)	132,768
22060	Maintenance	400,000	600,000	470,575	(70,575)	129,425
22100	Publications and Stationery	50,000	50,000	47,327	2,673	2,673
22120	Fees	50,000	50,000	49,330	670	670
Capital Expenditure		500,000	500,000	-	500,000	500,000
31	Acquisition of Non- Financial Assets	500,000	500,000	-	500,000	500,000
31132	Intangible Assets	500,000	500,000	-	500,000	500,000

STATEMENT D 1

Detailed Statement of Expenditure of the Consolidated Fund
for the financial year 2019-2020

Item No.	Details	Appropriation (a) Rs	Total Provisions* (b) Rs	Actual Expenditure (c) Rs	(Over)/Under Appropriation (a-c) Rs	(Over)/Under Total Provisions (b-c) Rs
Sub-Head 12-204: Sustainable Development and Climate Change - continued						
31	Acquisition of Non-Financial Assets - contd.					
31132112	Consumer Information System for Sustainable Consumption and Production	500,000	500,000	-	500,000	500,000
Total - Sub-Head 12-204: Sustainable Development and Climate Change		11,400,000	11,600,000	9,479,673	1,920,327	2,120,327
Sub-Head 12-205: Solid & Hazardous Waste and Beach Management						
Recurrent Expenditure		714,700,000	714,700,000	669,499,423	45,200,577	45,200,577
21	Compensation of Employees	33,450,000	33,110,000	28,148,853	5,301,147	4,961,147
21110	Personal Emoluments	29,425,000	29,020,000	24,532,058	4,892,942	4,487,942
21110001	Basic Salary	21,250,000	20,845,000	16,908,335	4,341,665	3,936,665
21110002	Salary Compensation	575,000	575,000	461,315	113,685	113,685
21110004	Allowances	1,300,000	1,300,000	1,219,061	80,939	80,939
21110005	Extra Assistance	3,300,000	3,300,000	3,299,575	426	426
21110006	Cash in lieu of Leave	1,150,000	1,150,000	990,044	159,956	159,956
21110009	End-of-year Bonus	1,850,000	1,850,000	1,653,729	196,271	196,271
21111	Other Staff Costs	3,425,000	3,490,000	3,052,649	372,351	437,351
21111002	Travelling and Transport	3,200,000	3,200,000	2,816,274	383,726	383,726
21111100	Overtime	200,000	265,000	211,375	(11,375)	53,625
21111200	Staff Welfare	25,000	25,000	25,000	-	-
21210	Social Contributions	600,000	600,000	564,146	35,854	35,854
22	Goods and Services	633,355,000	633,695,000	593,474,908	39,880,092	40,220,092
22010	Cost of Utilities	405,000	405,000	387,701	17,299	17,299
22020	Fuel and Oil	200,000	200,000	199,299	701	701
22030	Rent	520,000	520,000	408,686	111,314	111,314
22040	Office Equipment and Furniture	250,000	250,000	186,156	63,844	63,844
22050	Office Expenses	125,000	125,000	109,453	15,547	15,547
22060	Maintenance	20,700,000	27,475,000	27,079,470	(6,379,470)	395,530
22060002	of which Other Structures (Closed Cells Mare Chicose)	20,000,000	26,500,000	26,271,582	(6,271,582)	228,418
22070	Cleaning Services	606,500,000	600,000,000	563,643,770	42,856,230	36,356,230
22070001	Public Beaches	135,500,000	135,500,000	132,509,141	2,990,859	2,990,859
22070003	Operation of Landfill Sites	200,000,000	193,500,000	174,096,885	25,903,115	19,403,115
22070004	Operation of Transfer Stations	230,000,000	230,000,000	229,758,746	241,254	241,254
22070009	Collection and Export of e-waste	9,000,000	9,000,000	1,843,940	7,156,060	7,156,060
22070010	Operation and Export of Interim Hazardous Waste	32,000,000	32,000,000	25,435,057	6,564,943	6,564,943
22100	Publications and Stationery	410,000	475,000	423,942	(13,942)	51,058
22120	Fees	500,000	500,000	460,518	39,483	39,483
22130	Studies and Surveys	2,995,000	2,995,000	151,500	2,843,500	2,843,500
	(a) Waste Recycling and Resource Recovery Strategy	2,695,000	2,695,000	-	2,695,000	2,695,000
	(b) National Solid Waste Characterization Study	300,000	300,000	151,500	148,500	148,500
22900	Other Goods and Services	750,000	750,000	424,415	325,585	325,585
26	Grants	47,895,000	47,895,000	47,875,662	19,338	19,338
26210	Contribution to International Organisations	895,000	895,000	875,662	19,338	19,338
26210077	United Nations Trust Fund (Basel Convention)	775,000	775,000	759,689	15,311	15,311
26210206	Bamako Convention	120,000	120,000	115,973	4,027	4,027

STATEMENT D 1

Detailed Statement of Expenditure of the Consolidated Fund
for the financial year 2019-2020

Item No.	Details	Appropriation (a) Rs	Total Provisions* (b) Rs	Actual Expenditure (c) Rs	(Over)/Under Appropriation (a-c) Rs	(Over)/Under Total Provisions (b-c) Rs
Sub-Head 12-205: Solid & Hazardous Waste and Beach Management - continued						
26	Grants - contd.					
26313	Extra-Budgetary Units	47,000,000	47,000,000	47,000,000	-	-
26313003	Beach Authority	47,000,000	47,000,000	47,000,000	-	-
Capital Expenditure		21,100,000	21,100,000	13,782,737	7,317,263	7,317,263
26	Grants	13,500,000	13,500,000	13,500,000	-	-
26323	Extra-Budgetary Units	13,500,000	13,500,000	13,500,000	-	-
26323003	Beach Authority	13,500,000	13,500,000	13,500,000	-	-
28	Other Expense	3,400,000	3,400,000	-	3,400,000	3,400,000
28222	Transfers to Households	3,400,000	3,400,000	-	3,400,000	3,400,000
28222021	Compensation for the Relocation of Inhabitants of Mare Chicose	3,400,000	3,400,000	-	3,400,000	3,400,000
31	Acquisition of Non-Financial Assets	4,200,000	4,200,000	282,737	3,917,263	3,917,263
31122	Other Machinery and Equipment	4,200,000	4,200,000	282,737	3,917,263	3,917,263
Total - Sub-Head 12-205: Solid & Hazardous Waste and Beach Management		735,800,000	735,800,000	683,282,160	52,517,840	52,517,840
Sub-Head 12-206: National Disaster Risk Reduction						
Recurrent Expenditure		27,200,000	27,200,000	20,150,827	7,049,173	7,049,173
21	Compensation of Employees	9,110,000	9,110,000	7,131,614	1,978,386	1,978,386
21110	Personal Emoluments	8,395,000	8,395,000	6,528,990	1,866,010	1,866,010
21110001	Basic Salary	6,455,000	5,979,000	4,587,895	1,867,105	1,391,105
21110002	Salary Compensation	260,000	260,000	155,470	104,530	104,530
21110004	Allowances	1,000,000	1,476,000	1,289,166	(289,166)	186,834
21110006	Cash in lieu of Leave	120,000	120,000	120,000	-	-
21110009	End-of-year Bonus	560,000	560,000	376,459	183,541	183,541
21111	Other Staff Costs	605,000	605,000	533,700	71,300	71,300
21111002	Travelling and Transport	500,000	500,000	480,691	19,309	19,309
21111100	Overtime	100,000	100,000	53,009	46,991	46,991
21111200	Staff Welfare	5,000	5,000	-	5,000	5,000
21210	Social Contributions	110,000	110,000	68,924	41,076	41,076
22	Goods and Services	18,090,000	18,090,000	13,019,213	5,070,787	5,070,787
22010	Cost of Utilities	1,010,000	1,010,000	851,999	158,001	158,001
22020	Fuel and Oil	200,000	200,000	66,302	133,698	133,698
22030	Rent	8,500,000	8,500,000	8,445,600	54,400	54,400
22040	Office Equipment and Furniture	450,000	450,000	132,893	317,107	317,107
22050	Office Expenses	140,000	140,000	39,766	100,234	100,234
22060	Maintenance	425,000	425,000	194,858	230,142	230,142
22070	Cleaning Services	100,000	100,000	98,213	1,787	1,787
22100	Publications and Stationery	230,000	230,000	140,229	89,771	89,771
22120	Fees	5,900,000	5,900,000	2,526,454	3,373,546	3,373,546
	Community Disaster Response Programme	5,900,000	5,900,000	2,526,454	3,373,546	3,373,546
	(a) Training	3,400,000	3,400,000	2,247,095	1,152,905	1,152,905
	(b) Consultancy	2,500,000	2,500,000	279,359	2,220,641	2,220,641
22170	Travelling within the Republic of Mauritius	100,000	100,000	-	100,000	100,000
22900	Other Goods and Services	1,035,000	1,035,000	522,899	512,101	512,101

STATEMENT D 1

**Detailed Statement of Expenditure of the Consolidated Fund
for the financial year 2019-2020**

Item No.	Details	Appropriation (a) Rs	Total Provisions* (b) Rs	Actual Expenditure (c) Rs	(Over)/Under Appropriation (a-c) Rs	(Over)/Under Total Provisions (b-c) Rs
Sub-Head 12-206: National Disaster Risk Reduction - continued						
Capital Expenditure		12,500,000	12,500,000	1,214,000	11,286,000	11,286,000
28	Other Expense	5,500,000	5,500,000	1,214,000	4,286,000	4,286,000
28222	Transfers to Households	5,500,000	5,500,000	1,214,000	4,286,000	4,286,000
28222025	Compensation for the Relocation of Inhabitants (Landslide)	5,500,000	5,500,000	1,214,000	4,286,000	4,286,000
31	Acquisition of Non- Financial Assets	7,000,000	7,000,000	-	7,000,000	7,000,000
31122	Other Machinery and Equipment	7,000,000	7,000,000	-	7,000,000	7,000,000
31122999	Equipment for National Emergency Operations	7,000,000	7,000,000	-	7,000,000	7,000,000
Total - Sub-Head 12-206: National Disaster Risk Reduction		39,700,000	39,700,000	21,364,827	18,335,173	18,335,173
Total - Vote 12-2: Environment and Sustainable Development		1,163,000,000	1,163,000,000	1,033,827,877	129,172,123	129,172,123
Vote 12-3: Meteorological Services						
Recurrent Expenditure		131,500,000	131,500,000	109,864,476	21,635,524	21,635,524
21	Compensation of Employees	87,300,000	87,213,905	76,379,745	10,920,255	10,834,160
21110	Personal Emoluments	77,260,000	76,603,905	66,915,069	10,344,932	9,688,837
21110001	Basic Salary	62,940,000	62,193,905	53,135,270	9,804,730	9,058,635
21110002	Salary Compensation	1,720,000	1,720,000	1,655,732	64,268	64,268
21110004	Allowances	4,400,000	4,990,000	4,950,130	(550,130)	39,870
21110006	Cash in lieu of Leave	2,700,000	2,700,000	2,550,284	149,716	149,716
21110009	End-of-year Bonus	5,500,000	5,000,000	4,623,652	876,348	376,348
21111	Other Staff Costs	9,240,000	9,810,000	8,722,193	517,807	1,087,807
21111002	Travelling and Transport	7,700,000	7,700,000	6,622,937	1,077,063	1,077,063
21111100	Overtime	1,500,000	2,070,000	2,069,255	(569,255)	745
21111200	Staff Welfare	40,000	40,000	30,000	10,000	10,000
21210	Social Contributions	800,000	800,000	742,484	57,516	57,516
22	Goods and Services	43,360,000	43,386,724	32,633,972	10,726,028	10,752,752
22010	Cost of Utilities	4,285,000	4,285,000	3,914,696	370,304	370,304
22020	Fuel and Oil	330,000	330,000	319,262	10,738	10,738
22040	Office Equipment and Furniture	450,000	450,000	364,668	85,332	85,332
22050	Office Expenses	280,000	280,000	173,119	106,881	106,881
22060	Maintenance	3,550,000	3,550,000	2,615,441	934,559	934,559
22090	Security Services	400,000	426,724	426,724	(26,724)	-
22100	Publications and Stationery	340,000	340,000	273,288	66,712	66,712
22120	Fees of which	31,550,000	31,550,000	23,037,970	8,512,030	8,512,030
	Enhancing Meteorological Observation, Weather Forecasting and Warning Capabilities (Grant from JICA)	29,000,000	31,550,000	23,037,970	5,962,030	8,512,030

STATEMENT D 1

Detailed Statement of Expenditure of the Consolidated Fund
for the financial year 2019-2020

Item No.	Details	Appropriation (a) Rs	Total Provisions* (b) Rs	Actual Expenditure (c) Rs	(Over)/Under Appropriation (a-c) Rs	(Over)/Under Total Provisions (b-c) Rs
Vote 12-3: Meteorological Services - continued						
22	Goods and Services - contd.					
	(a) Training	17,000,000	10,598,000	2,085,970	14,914,030	8,512,030
	(b) Consultancy	12,000,000	20,952,000	20,952,000	(8,952,000)	-
22150	Scientific and Laboratory Equipment and Supplies	1,800,000	1,800,000	1,232,084	567,916	567,916
22150001	Laboratory Apparatuses and Supplies	1,800,000	1,800,000	1,232,084	567,916	567,916
22900	Other Goods and Services	375,000	375,000	276,720	98,280	98,280
26	Grants	840,000	899,371	850,759	(10,759)	48,612
26210	Contribution to International Organisations	840,000	899,371	850,759	(10,759)	48,612
26210023	Contribution to World Meteorological Organisation	460,000	499,000	497,198	(37,198)	1,802
26210025	Contribution to World Meteorological Organisation (Intergovernmental Panel on Climate Change)	115,000	118,371	118,370	(3,370)	1
26210026	Contribution to African Centre of Meteorological Applications for Development	225,000	242,000	235,191	(10,191)	6,809
26210199	Contribution to the Regional Integrated Multi-Hazard Early Warning Systems for Africa and Asia	40,000	40,000	-	40,000	40,000
Capital Expenditure		14,000,000	14,000,000	9,942,165	4,057,835	4,057,835
31	Acquisition of Non- Financial Assets	14,000,000	14,000,000	9,942,165	4,057,835	4,057,835
31112	Non-Residential Buildings	1,000,000	1,000,000	-	1,000,000	1,000,000
31112401	Upgrading of Office Buildings	1,000,000	1,000,000	-	1,000,000	1,000,000
	(a) Renovation St Brandon Meteorological Station	500,000	500,000	-	500,000	500,000
	(b) Rewiring Electric Network	500,000	500,000	-	500,000	500,000
31122	Other Machinery and Equipment	13,000,000	13,000,000	9,942,165	3,057,835	3,057,835
31122802	Acquisition of IT Equipment	13,000,000	13,000,000	9,942,165	3,057,835	3,057,835
Total - Vote 12-3: Meteorological Services		145,500,000	145,500,000	119,806,641	25,693,359	25,693,359
Total - Ministry of Social Security, National Solidarity and Environment and Sustainable Development		28,235,500,000	33,340,500,000	32,865,506,673	(4,630,006,673)	474,993,327
Vote 13-1: Ministry of Agro-Industry and Food Security						
Sub-Head 13-101: General						
Recurrent Expenditure		186,900,000	182,900,000	169,371,552	17,528,448	13,528,448
20	Allowance to Minister	2,400,000	2,400,000	2,400,000	-	-
20100	Annual Allowance	2,400,000	2,400,000	2,400,000	-	-
21	Compensation of Employees	131,330,000	125,655,000	123,904,940	7,425,060	1,750,060
21110	Personal Emoluments	115,580,000	109,105,000	108,498,161	7,081,839	606,839
21110001	Basic Salary	95,380,000	90,480,000	90,300,780	5,079,220	179,220
21110002	Salary Compensation	2,500,000	3,350,000	3,324,975	(824,975)	25,025
21110004	Allowances	3,000,000	1,800,000	1,787,864	1,212,136	12,136
21110005	Extra Assistance	2,200,000	975,000	867,038	1,332,962	107,962

STATEMENT D 1

Detailed Statement of Expenditure of the Consolidated Fund
for the financial year 2019-2020

Item No.	Details	Appropriation (a) Rs	Total Provisions* (b) Rs	Actual Expenditure (c) Rs	(Over)/Under Appropriation (a-c) Rs	(Over)/Under Total Provisions (b-c) Rs
Sub-Head 13-101: General - continued						
21	Compensation of Employees - contd.					
21110006	Cash in lieu of Leave	4,300,000	4,300,000	4,073,824	226,176	226,176
21110009	End-of-year Bonus	8,200,000	8,200,000	8,143,679	56,321	56,321
21111	Other Staff Costs	14,150,000	14,950,000	13,910,759	239,241	1,039,241
21111002	Travelling and Transport	11,000,000	11,000,000	10,046,144	953,856	953,856
21111100	Overtime	2,700,000	3,500,000	3,498,745	(798,745)	1,255
21111200	Staff Welfare	450,000	450,000	365,870	84,130	84,130
21210	Social Contributions	1,600,000	1,600,000	1,496,020	103,980	103,980
22	Goods and Services	53,170,000	54,845,000	43,066,611	10,103,389	11,778,389
22010	Cost of Utilities	4,400,000	4,650,000	4,387,487	12,513	262,513
22020	Fuel and Oil	350,000	350,000	350,000	-	-
22030	Rent	15,500,000	20,925,000	20,924,141	(5,424,141)	859
22040	Office Equipment and Furniture	1,400,000	1,400,000	1,262,065	137,935	137,935
22050	Office Expenses	1,375,000	1,375,000	1,158,034	216,966	216,966
22060	Maintenance	3,500,000	3,500,000	2,367,316	1,132,684	1,132,684
22070	Cleaning Services	400,000	400,000	365,300	34,700	34,700
22100	Publications and Stationery	1,960,000	1,960,000	1,815,160	144,840	144,840
22120	Fees	6,535,000	6,535,000	5,063,950	1,471,050	1,471,050
22130	Studies and Surveys	16,000,000	12,000,000	3,960,902	12,039,098	8,039,098
	of which					
	Study of the Sugar Cane Sector	14,000,000	-	-	14,000,000	-
22900	Other Goods and Services	1,750,000	1,750,000	1,412,258	337,742	337,742
	of which					
22900955	Gender Mainstreaming	200,000	200,000	-	200,000	200,000
Capital Expenditure		6,000,000	6,000,000	339,732	5,660,268	5,660,268
31	Acquisition of Non-Financial Assets	6,000,000	6,000,000	339,732	5,660,268	5,660,268
31122	Other Machinery and Equipment	5,000,000	5,000,000	185,045	4,814,955	4,814,955
31122802	Acquisition of IT Equipment	5,000,000	5,000,000	185,045	4,814,955	4,814,955
31132	Intangible Assets	1,000,000	1,000,000	154,687	845,313	845,313
31132801	Acquisition of Software	1,000,000	1,000,000	154,687	845,313	845,313
Total - Sub-Head 13-101: General		192,900,000	188,900,000	169,711,283	23,188,717	19,188,717
Sub-Head 13-102: Competitiveness of the Sugar Cane Sector						
Recurrent Expenditure		989,500,000	1,270,625,000	1,254,225,328	(264,725,328)	16,399,672
21	Compensation of Employees	14,320,000	14,445,000	14,184,861	135,139	260,139
21110	Personal Emoluments	13,070,000	13,195,000	13,044,345	25,655	150,655
21110001	Basic Salary	11,370,000	11,370,000	11,221,165	148,835	148,835
21110002	Salary Compensation	300,000	425,000	423,180	(123,180)	1,820
21110006	Cash in lieu of Leave	575,000	575,000	575,000	-	-
21110009	End-of-year Bonus	825,000	825,000	825,000	-	-
21111	Other Staff Costs	1,050,000	1,050,000	943,309	106,691	106,691
21111002	Travelling and Transport	950,000	950,000	943,309	6,691	6,691
21111100	Overtime	100,000	100,000	-	100,000	100,000
21210	Social Contributions	200,000	200,000	197,207	2,793	2,793
22	Goods and Services	180,000	180,000	130,540	49,460	49,460
22900	Other Goods and Services	180,000	180,000	130,540	49,460	49,460
26	Grants	135,000,000	135,000,000	135,000,000	-	-
26313	Extra-Budgetary Units	135,000,000	135,000,000	135,000,000	-	-
26313028	Irrigation Authority	135,000,000	135,000,000	135,000,000	-	-
	of which					
	Climate Change Adaptation Programme (Agriculture)	5,000,000	-	-	5,000,000	-

STATEMENT D 1

Detailed Statement of Expenditure of the Consolidated Fund
for the financial year 2019-2020

Item No.	Details	Appropriation (a) Rs	Total Provisions* (b) Rs	Actual Expenditure (c) Rs	(Over)/Under Appropriation (a-c) Rs	(Over)/Under Total Provisions (b-c) Rs
Sub-Head 13-102: Competitiveness of the Sugar Cane Sector - continued						
28	Other Expense	840,000,000	1,121,000,000	1,104,909,927	(264,909,927)	16,090,073
28212	Transfers to Households	590,000,000	865,000,000	848,992,462	(258,992,462)	16,007,538
28212030	Payment to Planters - Sugar Cane Sustainability Fund	540,000,000	826,000,000	825,300,029	(285,300,029)	699,971
28212034	SIFB : Compensation for Insurance Premium to Small Planters	50,000,000	39,000,000	23,692,433	26,307,567	15,307,567
28213	Transfers to Non-Financial Public Corporations	250,000,000	256,000,000	255,917,465	(5,917,465)	82,535
28213021	Mauritius Cane Industry Authority (MCIA) of which	250,000,000	256,000,000	255,917,465	(5,917,465)	82,535
	Study on use of Artificial Intelligence to improve Productivity and Farmers' Income	10,000,000	-	-	10,000,000	-
Capital Expenditure		210,200,000	73,200,000	71,892,800	138,307,200	1,307,200
26	Grants	45,200,000	200,000	-	45,200,000	200,000
26323	Extra-Budgetary Units	45,200,000	200,000	-	45,200,000	200,000
26323028	Irrigation Authority of which	45,200,000	200,000	-	45,200,000	200,000
	Replacement of Hydraulic Control Valves and Ancillaries on Northern Plain Irrigation Project	30,200,000	200,000	-	30,200,000	200,000
28	Other Expense	165,000,000	73,000,000	71,892,800	93,107,200	1,107,200
28223	Transfers to Non-Financial Public Corporations	25,000,000	25,000,000	25,000,000	-	-
28223021	Mauritius Cane Industry Authority	25,000,000	25,000,000	25,000,000	-	-
28225	Transfers to Private Enterprises	140,000,000	48,000,000	46,892,800	93,107,200	1,107,200
28225001	Accompanying Measures for Sugar Sector (Derocking)	100,000,000	35,000,000	35,000,000	65,000,000	-
28225014	Accompanying Measures to restore Abandoned Cane Lands	40,000,000	13,000,000	11,892,800	28,107,200	1,107,200
Total - Sub-Head 13-102: Competitiveness of the Sugar Cane Sector		1,199,700,000	1,343,825,000	1,326,118,128	(126,418,128)	17,706,872
Sub-Head 13-103: Development of Non Sugar (Crop) Sector						
Recurrent Expenditure		771,100,000	760,975,000	713,404,160	57,695,840	47,570,840
21	Compensation of Employees	299,015,000	288,990,000	275,827,430	23,187,570	13,162,570
21110	Personal Emoluments	258,615,000	242,590,000	237,305,406	21,309,594	5,284,594
21110001	Basic Salary	217,815,000	201,690,000	199,637,258	18,177,742	2,052,742
21110002	Salary Compensation	7,800,000	10,000,000	9,905,630	(2,105,630)	94,370
21110004	Allowances	2,500,000	2,500,000	1,582,098	917,902	917,902
21110006	Cash in Lieu of Leave	10,000,000	10,000,000	8,075,570	1,924,430	1,924,430
21110009	End-of-year Bonus	20,000,000	17,900,000	17,808,976	2,191,024	91,024
21110011	Redeployment of Ex-Parastatal Employees to Government	500,000	500,000	295,874	204,126	204,126
21111	Other Staff Costs	36,000,000	42,000,000	34,563,859	1,436,141	7,436,141
21111002	Travelling and Transport	31,000,000	31,000,000	24,299,416	6,700,584	6,700,584
21111100	Overtime	5,000,000	11,000,000	10,264,443	(5,264,443)	735,557
21210	Social Contributions	4,400,000	4,400,000	3,958,165	441,835	441,835

STATEMENT D 1

Detailed Statement of Expenditure of the Consolidated Fund
for the financial year 2019-2020

Item No.	Details	Appropriation (a) Rs	Total Provisions* (b) Rs	Actual Expenditure (c) Rs	(Over)/Under Appropriation (a-c) Rs	(Over)/Under Total Provisions (b-c) Rs
Sub-Head 13-103: Development of Non Sugar (Crop) Sector - continued						
22	Goods and Services	90,820,000	95,720,000	78,627,402	12,192,598	17,092,598
22010	Cost of Utilities	8,650,000	10,250,000	8,690,999	(40,999)	1,559,001
22020	Fuel and Oil	6,300,000	6,300,000	6,211,418	88,582	88,582
22030	Rent	2,100,000	2,100,000	76,221	2,023,779	2,023,779
22040	Office Equipment and Furniture	600,000	600,000	547,332	52,668	52,668
22050	Office Expenses	600,000	600,000	564,344	35,656	35,656
22060	Maintenance	21,350,000	21,950,000	19,495,825	1,854,175	2,454,175
22070	Cleaning Services	100,000	100,000	97,200	2,800	2,800
22090	Security Services	12,000,000	14,100,000	14,100,000	(2,100,000)	-
22100	Publications and Stationery	850,000	850,000	768,713	81,287	81,287
22120	Fees	2,580,000	2,580,000	1,851,465	728,535	728,535
	<i>of which</i>					
22120008	Fees to Consultant (incl. Reimbursable Technical Assistance - IFAD)	1,000,000	1,000,000	938,933	61,068	61,068
22120028	Fees for Laboratory Test / Food Technology Laboratory	1,000,000	1,000,000	446,532	553,468	553,468
22130	Studies and Surveys	1,000,000	1,000,000	-	1,000,000	1,000,000
22130002	Surveys (incl. Reimbursable Technical Assistance - IFAD)	1,000,000	1,000,000	-	1,000,000	1,000,000
22140	Medical Supplies, Drugs and Equipment	1,100,000	1,100,000	842,675	257,325	257,325
22150	Scientific and Laboratory Equipment and Supplies	4,300,000	4,300,000	4,291,147	8,853	8,853
22900	Other Goods and Services	29,290,000	29,890,000	21,090,063	8,199,937	8,799,937
	<i>of which</i>					
	(a) Green Agricultural Certification - Certification Fresh Agricultural Produce (Mauritius Standard Bureau)	11,000,000	-	-	11,000,000	-
	(b) Climate Change Adaptation Programme (Agriculture)	3,060,000	-	-	3,060,000	-
22900975	Collection of Empty Pesticide Containers	2,000,000	2,000,000	-	2,000,000	2,000,000
25	Subsidies	55,000,000	55,000,000	43,873,628	11,126,372	11,126,372
25210	Non-Financial Private Enterprises	55,000,000	55,000,000	43,873,628	11,126,372	11,126,372
25210005	Freight Rebate Scheme	1,000,000	1,000,000	527,074	472,926	472,926
25210009	Fruit Growers (Litchi and Banana)	12,000,000	12,000,000	11,999,314	686	686
25210011	Crop Producers (Compost)	5,000,000	5,000,000	-	5,000,000	5,000,000
25210012	Seed Purchase Scheme (Potato, Onion and Garlic)	5,000,000	5,000,000	5,000,000	-	-
25210013	Tea Sector Support Scheme (Fertilizer Subsidy)	8,000,000	8,000,000	6,911,583	1,088,418	1,088,418
25210014	Technology Introduction and Diffusion Scheme	1,000,000	1,000,000	250,000	750,000	750,000
25210017	Scheme to Encourage Use of Bio Fertilizers	1,000,000	1,000,000	-	1,000,000	1,000,000
25210018	Scheme for Acquisition of CCTV cameras	1,000,000	1,000,000	772,573	227,427	227,427
25210020	Fruit Fly Suppression with Environment Friendly Techniques	1,000,000	1,000,000	213,084	786,916	786,916
25210021	Development of Household Micro Gardens	5,000,000	5,000,000	5,000,000	-	-
25210022	Crop Loss Compensation Scheme	15,000,000	15,000,000	13,200,000	1,800,000	1,800,000

STATEMENT D 1

Detailed Statement of Expenditure of the Consolidated Fund
for the financial year 2019-2020

Item No.	Details	Appropriation (a) Rs	Total Provisions* (b) Rs	Actual Expenditure (c) Rs	(Over)/Under Appropriation (a-c) Rs	(Over)/Under Total Provisions (b-c) Rs
Sub-Head 13-103: Development of Non Sugar (Crop) Sector - continued						
26	Grants	256,265,000	256,265,000	255,098,269	1,166,731	1,166,731
26210	Contribution to International Organisations	3,265,000	3,265,000	2,098,269	1,166,731	1,166,731
26210078	Commonwealth Agricultural Bureau	350,000	350,000	-	350,000	350,000
26210079	Food and Agricultural Organisation	2,500,000	2,500,000	1,928,269	571,731	571,731
26210081	International Centre for Genetic Engineering & Biotechnology	170,000	170,000	170,000	-	-
26210083	International Plant & Soil Analytical Exchange	200,000	200,000	-	200,000	200,000
26210086	FAPAS Programme UK	10,000	10,000	-	10,000	10,000
26210088	Trust Fund for the Bio Safety Protocol of the UN Environment Programme	35,000	35,000	-	35,000	35,000
26313	Extra-Budgetary Units	253,000,000	253,000,000	253,000,000	-	-
26313019	Food and Agricultural Research and Extension Institute of which	235,000,000	235,000,000	235,000,000	-	-
	Chemical Free Bio-Foods Promotion/Farming	2,000,000	-	-	2,000,000	-
26313084	Small Farmers Welfare Fund	18,000,000	18,000,000	18,000,000	-	-
28	Other Expense	70,000,000	65,000,000	59,977,431	10,022,569	5,022,569
28215	Transfers to Private Enterprises	70,000,000	65,000,000	59,977,431	10,022,569	5,022,569
28215003	Sheltered Farming	55,000,000	47,000,000	43,059,989	11,940,011	3,940,011
28215004	Agricultural Calamities	5,000,000	5,000,000	5,000,000	-	-
28215008	Solidarity Scheme (ACASS) Accompanying Measures - Non Sugar Activities (Bee Keeping/Tea)	10,000,000	13,000,000	11,917,442	(1,917,442)	1,082,558
Capital Expenditure		393,800,000	289,800,000	249,224,497	144,575,503	40,575,503
26	Grants	50,800,000	50,800,000	45,490,123	5,309,877	5,309,877
26323	Extra-Budgetary Units	50,800,000	50,800,000	45,490,123	5,309,877	5,309,877
26323019	Food and Agricultural Research and Extension Institute (FAREI)	50,800,000	50,800,000	45,490,123	5,309,877	5,309,877
	(a) FAREI - Extension of Head Office and other Minor	10,000,000	10,000,000	9,984,569	15,431	15,431
	(b) Production and Marketing Information System	2,000,000	2,000,000	2,000,000	-	-
	(c) Crop Research/Protection/Promotion of Grains	6,100,000	6,100,000	6,013,121	86,879	86,879
	(d) Support for Training / Entrepreneurship Skills	20,000,000	20,000,000	14,792,434	5,207,566	5,207,566
	(e) Specialised Bio-Farm Unit	3,000,000	3,000,000	3,000,000	-	-
	(f) Promotion of Macadamia Nut	4,000,000	4,000,000	4,000,000	-	-
	(g) Development of Climate Smart Water Saving Techniques	2,000,000	2,000,000	2,000,000	-	-
	(h) Improved Cultural Practice for the Production of High Quality Chrysanthemum	1,500,000	1,500,000	1,500,000	-	-

STATEMENT D 1

Detailed Statement of Expenditure of the Consolidated Fund
for the financial year 2019-2020

Item No.	Details	Appropriation (a) Rs	Total Provisions* (b) Rs	Actual Expenditure (c) Rs	(Over)/Under Appropriation (a-c) Rs	(Over)/Under Total Provisions (b-c) Rs
Sub-Head 13-103: Development of Non Sugar (Crop) Sector - continued						
26	Grants - contd.					
	(i) Extending Range of Fruit Varieties and Species	1,000,000	1,000,000	1,000,000	-	-
	(j) Upgrading of Laboratory Facilities	1,200,000	1,200,000	1,200,000	-	-
28	Other Expense	27,000,000	27,000,000	11,833,660	15,166,340	15,166,340
28225	Transfers to Private Enterprises	27,000,000	27,000,000	11,833,660	15,166,340	15,166,340
28225006	Capital Transfers (Foodcrop)	27,000,000	27,000,000	11,833,660	15,166,340	15,166,340
	(a) Land preparation and Fencing and Agricultural Infrastructure Development Project/Drains	15,000,000	15,000,000	7,090,415	7,909,585	7,909,585
	(b) Project Assistance Micro Projects	1,000,000	1,000,000	-	1,000,000	1,000,000
	(c) Crop Nursery/Supply of Tea Plantlets	10,000,000	10,000,000	4,743,245	5,256,755	5,256,755
	(e) Rainwater Harvesting	1,000,000	1,000,000	-	1,000,000	1,000,000
31	Acquisition of Non-Financial Assets	316,000,000	212,000,000	191,900,714	124,099,286	20,099,286
31112	Non-Residential Buildings	306,500,000	202,500,000	187,154,350	119,345,650	15,345,650
31112001	Construction of Office Buildings	5,000,000	5,000,000	3,652,433	1,347,567	1,347,567
31112022	Construction of a National Wholesale Market	286,000,000	192,000,000	181,755,604	104,244,396	10,244,396
31112040	Construction of a Multipurpose Containment Facility (Plant)	10,000,000	-	-	10,000,000	-
31112051	Construction of a Fruit Fly Rearing Facility	2,500,000	2,500,000	57,963	2,442,037	2,442,037
31112053	Construction of Toilet Blocks (Mapou and Flacq)	3,000,000	3,000,000	1,688,350	1,311,650	1,311,650
31122	Other Machinery and Equipment	8,000,000	8,000,000	4,138,913	3,861,087	3,861,087
31122804	Acquisition of Laboratory Equipment	3,000,000	3,000,000	423,304	2,576,697	2,576,697
31122999	Acquisition of Other Machinery and Equipment (including Incinerator)	5,000,000	5,000,000	3,715,609	1,284,391	1,284,391
31133	Furniture, Fixtures and Fittings	1,500,000	1,500,000	607,452	892,549	892,549
Total - Sub-Head 13-103: Development of Non Sugar (Crop) Sector		1,164,900,000	1,050,775,000	962,628,657	202,271,343	88,146,343
Sub-Head 13-104: Livestock Production and Development						
Recurrent Expenditure		336,400,000	338,250,000	285,702,519	50,697,481	52,547,481
21	Compensation of Employees	133,319,000	131,869,000	125,174,156	8,144,844	6,694,844
21110	Personal Emoluments	114,519,000	106,069,000	100,303,951	14,215,049	5,765,049
21110001	Basic Salary	93,719,000	84,719,000	83,741,389	9,977,611	977,611
21110002	Salary Compensation	2,400,000	3,650,000	3,640,102	(1,240,102)	9,898
21110004	Allowances	3,500,000	3,500,000	2,236,281	1,263,719	1,263,719
21110005	Extra Assistance	2,700,000	2,700,000	-	2,700,000	2,700,000
21110006	Cash in Lieu of Leave	4,000,000	4,000,000	3,242,162	757,838	757,838
21110009	End-of-year Bonus	8,200,000	7,500,000	7,444,017	755,983	55,983

STATEMENT D 1

Detailed Statement of Expenditure of the Consolidated Fund
for the financial year 2019-2020

Item No.	Details	Appropriation (a) Rs	Total Provisions* (b) Rs	Actual Expenditure (c) Rs	(Over)/Under Appropriation (a-c) Rs	(Over)/Under Total Provisions (b-c) Rs
Sub-Head 13-104: Livestock Production and Development - continued						
21	Compensation of Employees - contd.					
21111	Other Staff Costs	17,000,000	24,000,000	23,379,156	(6,379,156)	620,844
21111002	Travelling and Transport	11,000,000	11,000,000	10,997,688	2,312	2,312
21111100	Overtime	6,000,000	13,000,000	12,381,468	(6,381,468)	618,532
21210	Social Contributions	1,800,000	1,800,000	1,491,050	308,950	308,950
22	Goods and Services	65,050,000	70,450,000	39,533,038	25,516,962	30,916,962
22010	Cost of Utilities	5,425,000	6,925,000	5,427,873	(2,873)	1,497,127
22020	Fuel and Oil	1,950,000	1,950,000	1,685,275	264,725	264,725
22040	Office Equipment and Furniture	225,000	225,000	126,983	98,017	98,017
22050	Office Expenses	310,000	310,000	296,974	13,026	13,026
22060	Maintenance	6,575,000	7,175,000	5,690,629	884,371	1,484,371
22090	Security Services	3,500,000	6,200,000	5,499,500	(1,999,500)	700,500
22100	Publications and Stationery	650,000	650,000	276,014	373,986	373,986
	<i>of which</i>					
22100007	Publicity (Animal Welfare)	400,000	400,000	54,075	345,925	345,925
22120	Fees	8,265,000	8,265,000	1,991,649	6,273,351	6,273,351
	<i>of which</i>					
22120008	Fees to Consultants (Strategic Plan Implementation/National Livestock Bio Security Plan)	5,000,000	5,000,000	-	5,000,000	5,000,000
22120028	Fees for Laboratory Test / Food Technology Laboratory	3,000,000	3,000,000	1,981,749	1,018,251	1,018,251
22130	Studies and Surveys	5,000,000	5,000,000	150,075	4,849,925	4,849,925
22140	Medical Supplies, Drugs and Equipment	5,050,000	5,050,000	1,504,874	3,545,126	3,545,126
22150	Scientific and Laboratory Equipment and Supplies	5,450,000	5,450,000	5,427,570	22,430	22,430
22900	Other Goods and Services	22,650,000	23,250,000	11,455,622	11,194,378	11,794,378
	<i>of which</i>					
22900017	Control of Animal Pests	9,500,000	9,500,000	1,889,612	7,610,388	7,610,388
22900027	Animal Feed	10,000,000	10,000,000	6,799,175	3,200,825	3,200,825
25	Subsidies	33,000,000	33,000,000	30,043,160	2,956,840	2,956,840
25110	Non-Financial Public Corporations	20,000,000	20,000,000	20,000,000	-	-
25110003	Mauritius Meat Authority	20,000,000	20,000,000	20,000,000	-	-
25210	Non-Financial Private Enterprises	13,000,000	13,000,000	10,043,160	2,956,840	2,956,840
25210001	Subsidies-Incentives for Livestock (Animal Feed)	10,000,000	10,000,000	9,843,160	156,840	156,840
25210015	Incentives for Milk Production	3,000,000	3,000,000	200,000	2,800,000	2,800,000
26	Grants	99,800,000	97,700,000	90,738,523	9,061,477	6,961,477
26210	Contribution to International Organisations	1,800,000	1,800,000	1,738,523	61,477	61,477
26210080	Office International des Epizooties	1,800,000	1,800,000	1,738,523	61,477	61,477
26313	Extra-Budgetary Units	98,000,000	95,900,000	89,000,000	9,000,000	6,900,000
26313019	Food and Agricultural Research and Extension Institute	80,000,000	80,000,000	80,000,000	-	-
26313110	Mauritius Society for Animal Welfare	18,000,000	15,900,000	9,000,000	9,000,000	6,900,000

STATEMENT D 1

Detailed Statement of Expenditure of the Consolidated Fund
for the financial year 2019-2020

Item No.	Details	Appropriation (a) Rs	Total Provisions* (b) Rs	Actual Expenditure (c) Rs	(Over)/Under Appropriation (a-c) Rs	(Over)/Under Total Provisions (b-c) Rs
Sub-Head 13-104: Livestock Production and Development - continued						
28	Other Expense	5,231,000	5,231,000	213,642	5,017,358	5,017,358
28211	Transfers to Non-Profit Institutions	231,000	231,000	213,642	17,358	17,358
28211029	Veterinary Council	231,000	231,000	213,642	17,358	17,358
28215	Transfers to Private Enterprises	5,000,000	5,000,000	-	5,000,000	5,000,000
28215009	Accompanying Measures for the Livestock Sector	5,000,000	5,000,000	-	5,000,000	5,000,000
Capital Expenditure		91,300,000	59,050,000	16,026,760	75,273,240	43,023,240
26	Grants	3,000,000	3,000,000	2,365,427	634,573	634,573
26323	Extra-Budgetary Units	3,000,000	3,000,000	2,365,427	634,573	634,573
26323019	Food and Agricultural Research and Extension Institute (FAREI)	3,000,000	3,000,000	2,365,427	634,573	634,573
	(a) Research on Livestock	2,000,000	2,000,000	1,365,427	634,573	634,573
	(c) Implementation of Development Plan for Belle Mare Station	1,000,000	1,000,000	1,000,000	-	-
28	Other Expense	18,100,000	18,100,000	2,286,182	15,813,819	15,813,819
28223	Other Capital Transfers	2,500,000	2,500,000	1,500,000	1,000,000	1,000,000
28223004	Mauritius Meat Authority	2,500,000	2,500,000	1,500,000	1,000,000	1,000,000
28225	Transfers to Private Enterprises	15,600,000	15,600,000	786,182	14,813,819	14,813,819
28225007	Capital Transfers (Livestock)	15,600,000	15,600,000	786,182	14,813,819	14,813,819
	(a) Cattle Breeders Scheme	1,000,000	1,000,000	-	1,000,000	1,000,000
	(b) Pasture Development	100,000	100,000	-	100,000	100,000
	(c) Goat/Sheep Farm Scheme	1,000,000	1,000,000	-	1,000,000	1,000,000
	(d) Scheme for Purchase of Equipment	6,000,000	6,000,000	-	6,000,000	6,000,000
	(e) Upgrading of Livestock Farm/Poultry Scheme	4,000,000	4,000,000	-	4,000,000	4,000,000
	(f) Reproduction Farm Cattle/Goat	1,000,000	1,000,000	-	1,000,000	1,000,000
	(g) Calf Productivity Scheme/Heifer	2,500,000	2,500,000	786,182	1,713,819	1,713,819
31	Acquisition of Non-Financial Assets	70,200,000	37,950,000	11,375,151	58,824,849	26,574,849
31112	Non-Residential Buildings	11,000,000	11,000,000	-	11,000,000	11,000,000
31112054	Construction of a Livestock Artificial Insemination	5,000,000	5,000,000	-	5,000,000	5,000,000
31112452	Upgrading of Veterinary Hospital	1,000,000	1,000,000	-	1,000,000	1,000,000
31112456	Upgrading of Poultry Breeding Centres	5,000,000	5,000,000	-	5,000,000	5,000,000
31113	Other Structures	31,700,000	15,700,000	10,167,599	21,532,401	5,532,401
31113026	Construction of Farm Buildings	9,700,000	14,700,000	10,081,349	(381,349)	4,618,651
	(a) Heifer Farm (Melrose)	4,700,000	9,700,000	7,605,351	(2,905,351)	2,094,649
	(b) Sheep Reproductive Farm (Salazie)	5,000,000	5,000,000	2,475,998	2,524,002	2,524,002
31113041	Establishment of Livestock Zones	15,000,000	1,000,000	86,250	14,913,750	913,750
31113409	Upgrading & Renovation of Waste Treatment Facilities (Pig - Preliminary works)	7,000,000	-	-	7,000,000	-
31122	Other Machinery and Equipment	27,500,000	11,250,000	1,207,552	26,292,448	10,042,448
31122804	Acquisition of Laboratory Equipment	2,500,000	2,500,000	25,196	2,474,804	2,474,804

STATEMENT D 1

Detailed Statement of Expenditure of the Consolidated Fund
for the financial year 2019-2020

Item No.	Details	Appropriation (a) Rs	Total Provisions* (b) Rs	Actual Expenditure (c) Rs	(Over)/Under Appropriation (a-c) Rs	(Over)/Under Total Provisions (b-c) Rs
Sub-Head 13-104: Livestock Production and Development - continued						
31	Acquisition of Non-Financial Assets - contd.					
31122999	Acquisition of Other Machinery and Equipment (including Incinerator)	25,000,000	8,750,000	1,182,357	23,817,644	7,567,644
Total - Sub-Head 13-104: Livestock Production and Development		427,700,000	397,300,000	301,729,279	125,970,721	95,570,721
Sub-Head 13-105: Forests						
Recurrent Expenditure		187,000,000	185,600,000	171,461,287	15,538,713	14,138,713
21	Compensation of Employees	170,795,000	173,195,000	162,329,296	8,465,704	10,865,704
21110	Personal Emoluments	143,195,000	135,095,000	128,616,933	14,578,067	6,478,067
21110001	Basic Salary	118,595,000	109,595,000	105,869,409	12,725,591	3,725,591
21110002	Salary Compensation	4,800,000	6,100,000	6,033,694	(1,233,694)	66,306
21110004	Allowances	3,000,000	4,300,000	3,324,096	(324,096)	975,904
21110006	Cash in lieu of leave	5,800,000	5,800,000	4,090,438	1,709,562	1,709,562
21110009	End-of-year Bonus	11,000,000	9,300,000	9,299,296	1,700,704	704
21111	Other Staff Costs	24,800,000	35,300,000	31,398,817	(6,598,817)	3,901,183
21111002	Travelling and Transport	23,000,000	23,000,000	20,764,432	2,235,568	2,235,568
21111100	Overtime	1,800,000	12,300,000	10,634,385	(8,834,385)	1,665,615
21210	Social Contributions	2,800,000	2,800,000	2,313,546	486,454	486,454
22	Goods and Services	16,140,000	12,340,000	9,098,026	7,041,974	3,241,974
22010	Cost of Utilities	1,540,000	1,690,000	1,422,511	117,489	267,489
22020	Fuel and Oil	1,200,000	1,200,000	1,199,299	701	701
22040	Office Equipment and Furniture	80,000	80,000	6,555	73,445	73,445
22050	Office Expenses	180,000	180,000	122,865	57,135	57,135
22060	Maintenance	2,330,000	2,380,000	2,234,149	95,851	145,851
22090	Security Services	5,250,000	1,250,000	1,200,000	4,050,000	50,000
22100	Printing and Stationery	250,000	250,000	190,007	59,993	59,993
22120	Fees	500,000	500,000	500,000	-	-
22130	Studies and Surveys	1,000,000	1,000,000	-	1,000,000	1,000,000
22900	Other Goods and Services	3,810,000	3,810,000	2,222,639	1,587,361	1,587,361
26	Grants	65,000	65,000	33,965	31,035	31,035
26210	Contribution to International Organisations	65,000	65,000	33,965	31,035	31,035
Capital Expenditure		13,000,000	13,000,000	6,691,517	6,308,483	6,308,483
31	Acquisition of Non-Financial Assets	13,000,000	13,000,000	6,691,517	6,308,483	6,308,483
31111	Dwellings	2,000,000	2,000,000	1,860,026	139,974	139,974
31111001	Construction of Quarters and Barracks	2,000,000	2,000,000	1,860,026	139,974	139,974
31113	Other Structures	2,000,000	2,000,000	228,897	1,771,103	1,771,103
31113014	Landscaping Works - Motorway/Public Roads	2,000,000	2,000,000	228,897	1,771,103	1,771,103
31121	Transport Equipment	2,000,000	2,000,000	-	2,000,000	2,000,000
31121801	Acquisition of Vehicles	2,000,000	2,000,000	-	2,000,000	2,000,000
31131	Cultivated Assets	2,000,000	2,000,000	1,242,295	757,705	757,705
31131401	Improvement of Cultivated Assets	2,000,000	2,000,000	1,242,295	757,705	757,705
31410	Non-Produced Assets	5,000,000	5,000,000	3,360,299	1,639,701	1,639,701
31410401	Rehabilitation, Upgrading of Nature Reserves & Parks	5,000,000	5,000,000	3,360,299	1,639,701	1,639,701
Total - Sub-Head 13-105: Forests		200,000,000	198,600,000	178,152,804	21,847,196	20,447,196

STATEMENT D 1

Detailed Statement of Expenditure of the Consolidated Fund
for the financial year 2019-2020

Item No.	Details	Appropriation (a) Rs	Total Provisions* (b) Rs	Actual Expenditure (c) Rs	(Over)/Under Appropriation (a-c) Rs	(Over)/Under Total Provisions (b-c) Rs
Sub-Head 13-106: National Parks and Conservation Service						
Recurrent Expenditure		68,300,000	74,100,000	64,813,429	3,486,571	9,286,571
21	Compensation of Employees	43,085,000	43,085,000	40,713,639	2,371,361	2,371,361
21110	Personal Emoluments	34,885,000	34,285,000	31,988,364	2,896,636	2,296,636
21110001	Basic Salary	27,625,000	26,525,000	24,919,216	2,705,784	1,605,784
21110002	Salary Compensation	1,000,000	1,350,000	1,331,674	(331,674)	18,326
21110004	Allowances	600,000	750,000	750,000	(150,000)	-
21110005	Extra Assistance	2,160,000	2,160,000	1,733,633	426,367	426,367
21110006	Cash in lieu of leave	1,300,000	1,300,000	1,056,649	243,351	243,351
21110009	End-of-year Bonus	2,200,000	2,200,000	2,197,191	2,809	2,809
21111	Other Staff Costs	7,700,000	8,300,000	8,238,818	(538,818)	61,182
21111002	Travelling and Transport	6,000,000	6,000,000	6,000,000	-	-
21111100	Overtime	1,700,000	2,300,000	2,238,818	(538,818)	61,182
21210	Social Contributions	500,000	500,000	486,457	13,543	13,543
22	Goods and Services	13,725,000	17,425,000	11,365,354	2,359,646	6,059,646
22010	Cost of Utilities	1,015,000	1,015,000	676,102	338,898	338,898
22020	Fuel and Oil	675,000	675,000	649,047	25,953	25,953
22040	Office Equipment and Furniture	65,000	65,000	10,707	54,294	54,294
22050	Office Expenses	85,000	85,000	76,968	8,032	8,032
22060	Maintenance	800,000	800,000	509,317	290,684	290,684
22070	Cleaning Services	1,600,000	1,600,000	1,198,592	401,408	401,408
22090	Security Services	4,200,000	7,900,000	6,843,127	(2,643,127)	1,056,873
22100	Publications and Stationery	95,000	95,000	40,088	54,912	54,912
22120	Fees	25,000	25,000	-	25,000	25,000
22130	Studies and Surveys	3,500,000	3,500,000	74,298	3,425,703	3,425,703
22900	Other Goods and Services	1,665,000	1,665,000	1,287,109	377,891	377,891
26	Grants	11,490,000	13,590,000	12,734,436	(1,244,436)	855,564
26210	Contribution to International Organisations	990,000	990,000	134,436	855,564	855,564
26210064	UN Convention on Biological Diversity	65,000	65,000	-	65,000	65,000
26210090	Wetland (Ramsar) Convention	100,000	100,000	8,157	91,843	91,843
26210091	African Eurasian Water Bird Agreement (AEWA)	100,000	100,000	96,984	3,016	3,016
26210092	Convention on International Trade in Endangered Species of Wild Fauna and Flora (CITES)	40,000	40,000	-	40,000	40,000
26210093	International Union for the Conservation of Nature	600,000	600,000	-	600,000	600,000
26210094	Convention on Migratory Species of Animals (CMS)	30,000	30,000	29,296	704	704
26210191	Trust Fund for the Core Programme Budget for the Nagoya Protocol	55,000	55,000	-	55,000	55,000
26313	Extra-Budgetary Units	10,500,000	12,600,000	12,600,000	(2,100,000)	-
26313129	Vallée d'Osterlog Endemic Garden Foundation	10,500,000	12,600,000	12,600,000	(2,100,000)	-
Capital Expenditure		31,500,000	31,500,000	16,363,855	15,136,145	15,136,145
26	Grants	7,000,000	7,000,000	7,000,000	-	-
26323	Extra-Budgetary Units	7,000,000	7,000,000	7,000,000	-	-
26323129	Vallée d'Osterlog Endemic Garden Foundation	7,000,000	7,000,000	7,000,000	-	-

STATEMENT D 1

Detailed Statement of Expenditure of the Consolidated Fund
for the financial year 2019-2020

Item No.	Details	Appropriation (a) Rs	Total Provisions* (b) Rs	Actual Expenditure (c) Rs	(Over)/Under Appropriation (a-c) Rs	(Over)/Under Total Provisions (b-c) Rs
Sub-Head 13-106: National Parks and Conservation Service - continued						
31	Acquisition of Non-Financial Assets	24,500,000	24,500,000	9,363,855	15,136,145	15,136,145
31112	Non-Residential Buildings	2,000,000	2,000,000	-	2,000,000	2,000,000
31112055	Construction of Field Research Station (Combo)	2,000,000	2,000,000	-	2,000,000	2,000,000
31113	Other Structures	4,500,000	4,500,000	1,327,211	3,172,789	3,172,789
31113014	Landscaping Works within Black River National Park/Bras D'Eau National Park/Public Gardens	2,500,000	2,500,000	1,319,411	1,180,589	1,180,589
31113016	Construction/Renovation of Visitors' Centre/Field Research Station	2,000,000	2,000,000	7,800	1,992,200	1,992,200
31121	Transport Equipment	2,000,000	2,000,000	1,259,250	740,750	740,750
31122	Other Machinery and Equipment	2,500,000	2,500,000	-	2,500,000	2,500,000
31410	Non-Produced Assets	13,500,000	13,500,000	6,777,394	6,722,606	6,722,606
31410401	Rehabilitation of Nature Reserves & Parks	13,500,000	13,500,000	6,777,394	6,722,606	6,722,606
	(a) Gerard Durrell Wildlife Sanctuary	1,000,000	1,000,000	440,963	559,037	559,037
	(b) Pink Pigeon release sites at Black River & Petrin	1,000,000	1,000,000	502,848	497,152	497,152
	(c) Implementation of Islet Management Plan	3,000,000	3,000,000	1,435,289	1,564,711	1,564,711
	(d) Round Island Restoration	5,000,000	5,000,000	4,046,521	953,479	953,479
	(e) Conservation Management Areas	3,000,000	3,000,000	323,181	2,676,819	2,676,819
	(f) Construction of release cages for Pink Pigeon at Bras D'Eau National Park	500,000	500,000	28,594	471,407	471,407
Total - Sub-Head 13-106: National Parks and Conservation Service		99,800,000	105,600,000	81,177,284	18,622,716	24,422,716
Total - Vote 13-1: Ministry of Agro-Industry and Food Security		3,285,000,000	3,285,000,000	3,019,517,435	265,482,565	265,482,565
Vote 14-1: Ministry of Industry, Commerce and Consumer Protection						
Sub-Head 14-101: General						
Recurrent Expenditure		12,750,000	13,160,000	12,155,379	594,621	1,004,621
20	Allowance to Minister	2,400,000	2,273,333	2,273,333	126,667	-
20100	Annual Allowance	2,400,000	2,273,333	2,273,333	126,667	-
21	Compensation of Employees	8,825,000	8,860,667	8,285,931	539,069	574,736
21110	Personal Emoluments	7,550,000	7,724,000	7,400,246	149,754	323,754
21110001	Basic Salary	3,105,000	2,892,500	2,832,800	272,200	59,700
21110002	Salary Compensation	65,000	77,500	77,329	(12,329)	171
21110004	Allowances	1,400,000	1,750,000	1,631,384	(231,384)	118,616
21110005	Extra Assistance	2,300,000	2,144,000	2,051,545	248,455	92,455
21110006	Cash in lieu of Leave	200,000	200,000	159,375	40,625	40,625
21110009	End-of-year Bonus	480,000	660,000	647,814	(167,814)	12,186
21111	Other Staff Costs	1,215,000	1,076,667	846,001	368,999	230,666
21111002	Travelling and Transport	800,000	756,667	643,655	156,345	113,012
21111100	Overtime	400,000	305,000	187,347	212,653	117,653
21111200	Staff Welfare	15,000	15,000	15,000	-	-
21210	Social Contributions	60,000	60,000	39,684	20,316	20,316
22	Goods and Services	1,525,000	2,026,000	1,596,115	(71,115)	429,885
22010	Cost of Utilities	325,000	325,000	284,880	40,120	40,120

STATEMENT D 1

Detailed Statement of Expenditure of the Consolidated Fund
for the financial year 2019-2020

Item No.	Details	Appropriation (a) Rs	Total Provisions* (b) Rs	Actual Expenditure (c) Rs	(Over)/Under Appropriation (a-c) Rs	(Over)/Under Total Provisions (b-c) Rs
Sub-Head 14-101: General - continued						
22	Goods and Services - contd.					
22020	Fuel and Oil	80,000	80,000	60,115	19,885	19,885
22030	Rent	170,000	170,000	165,600	4,400	4,400
22040	Office Equipment and Furniture	150,000	495,000	485,629	(335,629)	9,372
22050	Office Expenses	150,000	150,000	138,979	11,021	11,021
22060	Maintenance	200,000	356,000	306,978	(106,978)	49,022
22100	Publications and Stationery	70,000	70,000	39,065	30,935	30,935
22900	Other Goods and Services	380,000	380,000	114,869	265,131	265,131
	<i>of which</i>					
22900955	Gender Mainstreaming	200,000	200,000	-	200,000	200,000
Total - Sub-Head 14-101: General		12,750,000	13,160,000	12,155,379	594,621	1,004,621
Sub-Head 14-102: Industrial Development						
Recurrent Expenditure		150,500,000	162,140,000	156,542,491	(6,042,491)	5,597,509
21	Compensation of Employees	57,932,000	55,068,500	52,588,467	5,343,533	2,480,033
21110	Personal Emoluments	51,157,000	47,893,500	46,255,561	4,901,439	1,637,939
21110001	Basic Salary	43,257,000	39,993,500	39,082,835	4,174,165	910,665
21110002	Salary Compensation	1,150,000	1,150,000	1,123,564	26,436	26,436
21110004	Allowances	1,400,000	1,400,000	1,020,718	379,282	379,282
21110006	Cash in lieu of Leave	1,850,000	1,850,000	1,745,986	104,014	104,014
21110009	End-of-year Bonus	3,500,000	3,500,000	3,282,459	217,541	217,541
21111	Other Staff Costs	6,275,000	6,675,000	5,832,906	442,094	842,094
21111002	Travelling and Transport	5,600,000	5,600,000	4,758,520	841,480	841,480
21111100	Overtime	600,000	1,000,000	999,386	(399,386)	614
21111200	Staff Welfare	75,000	75,000	75,000	-	-
21210	Social Contributions	500,000	500,000	500,000	-	-
22	Goods and Services	22,887,000	25,590,500	22,557,652	329,348	3,032,848
22010	Cost of Utilities	3,000,000	3,000,000	2,452,423	547,577	547,577
22020	Fuel and Oil	200,000	200,000	148,034	51,966	51,966
22030	Rent	12,685,000	13,245,000	13,083,194	(398,194)	161,806
22040	Office Equipment and Furniture	300,000	1,070,000	951,775	(651,775)	118,225
22050	Office Expenses	445,000	445,000	375,353	69,647	69,647
22060	Maintenance	800,000	1,523,500	1,405,620	(605,620)	117,880
22070	Cleaning Services	200,000	200,000	178,684	21,316	21,316
22090	Security Services	60,000	60,000	37,195	22,805	22,805
22100	Publications and Stationery	1,510,000	1,510,000	1,228,165	281,835	281,835
22120	Fees	2,412,000	2,412,000	1,181,505	1,230,495	1,230,495
22150	Scientific and Laboratory Equipment and Supplies	325,000	725,000	720,977	(395,977)	4,023
22900	Other Goods and Services	950,000	1,200,000	794,729	155,271	405,271
26	Grants	69,681,000	81,481,000	81,396,372	(11,715,372)	84,628
26210	Contribution to International Organisations	681,000	681,000	604,372	76,628	76,628
26313	Extra-Budgetary Units	69,000,000	80,800,000	80,792,000	(11,792,000)	8,000
26313011	Fashion and Design Institute	26,000,000	26,000,000	26,000,000	-	-
26313046	Mauritius Standards Bureau	43,000,000	54,800,000	54,792,000	(11,792,000)	8,000
Capital Expenditure		34,850,000	22,800,000	5,700,000	29,150,000	17,100,000
26	Grants	32,900,000	21,100,000	5,700,000	27,200,000	15,400,000
26323	Extra-Budgetary Units	32,900,000	21,100,000	5,700,000	27,200,000	15,400,000
26323011	Fashion and Design Institute	23,900,000	12,100,000	-	23,900,000	12,100,000
26323046	Mauritius Standards Bureau	9,000,000	9,000,000	5,700,000	3,300,000	3,300,000

STATEMENT D 1

Detailed Statement of Expenditure of the Consolidated Fund
for the financial year 2019-2020

Item No.	Details	Appropriation (a) Rs	Total Provisions* (b) Rs	Actual Expenditure (c) Rs	(Over)/Under Appropriation (a-c) Rs	(Over)/Under Total Provisions (b-c) Rs
Sub-Head 14-102: Industrial Development - continued						
31	Acquisition of Non-Financial Assets	1,950,000	1,700,000	-	1,950,000	1,700,000
31122	Other Machinery and Equipment	1,950,000	1,700,000	-	1,950,000	1,700,000
Total - Sub-Head 14-102: Industrial Development		185,350,000	184,940,000	162,242,491	23,107,509	22,697,509
Sub-Head 14-103: Commerce and Trade Development						
Recurrent Expenditure		69,900,000	69,900,000	66,310,089	3,589,911	3,589,911
21	Compensation of Employees	55,887,000	54,809,768	52,465,912	3,421,088	2,343,856
21110	Personal Emoluments	50,052,000	48,513,368	46,354,438	3,697,562	2,158,930
21110001	Basic Salary	42,352,000	40,711,968	39,024,053	3,327,947	1,687,915
21110002	Salary Compensation	1,300,000	1,370,400	1,369,267	(69,267)	1,133
21110004	Allowances	1,000,000	1,100,000	1,056,474	(56,474)	43,526
21110006	Cash in lieu of Leave	1,800,000	1,800,000	1,517,325	282,675	282,675
21110009	End-of-year Bonus	3,600,000	3,531,000	3,387,319	212,681	143,681
21111	Other Staff Costs	5,175,000	5,636,400	5,521,181	(346,181)	115,219
21111002	Travelling and Transport	4,300,000	4,407,000	4,291,897	8,103	115,103
21111100	Overtime	800,000	1,154,400	1,154,284	(354,284)	116
21111200	Staff Welfare	75,000	75,000	75,000	-	-
21210	Social Contributions	660,000	660,000	590,293	69,707	69,707
22	Goods and Services	13,953,000	15,030,232	13,786,490	166,510	1,243,742
22010	Cost of Utilities	2,498,000	2,498,000	2,029,631	468,369	468,369
22020	Fuel and Oil	300,000	300,803	300,803	(803)	-
22030	Rent	7,576,000	7,576,000	7,490,819	85,181	85,181
22040	Office Equipment and Furniture	400,000	650,005	648,873	(248,873)	1,132
22050	Office Expenses	245,000	245,000	237,409	7,591	7,591
22060	Maintenance	560,000	1,204,904	1,145,437	(585,437)	59,467
22070	Cleaning Services	264,000	264,000	129,178	134,822	134,822
22090	Security Services	300,000	300,000	229,911	70,089	70,089
22100	Publications and Stationery	670,000	830,000	760,392	(90,392)	69,608
22120	Fees	435,000	435,000	203,268	231,732	231,732
22170	Travelling within the Republic of Mauritius	60,000	60,000	15,050	44,950	44,950
22900	Other Goods and Services	645,000	666,520	595,719	49,281	70,801
26	Grants	60,000	60,000	57,687	2,313	2,313
26210	Contribution to International Organisations	60,000	60,000	57,687	2,313	2,313
26210119	Contribution to Organisation Internationale de Metrologie Legale	60,000	60,000	57,687	2,313	2,313
Capital Expenditure		1,800,000	1,800,000	1,534,298	265,702	265,702
31	Acquisition of Non-Financial Assets	1,800,000	1,800,000	1,534,298	265,702	265,702
31122	Other Machinery and Equipment	1,800,000	1,800,000	1,534,298	265,702	265,702
31122804	Acquisition of Laboratory Equipment	1,800,000	800,000	744,248	1,055,752	55,752
31122999	Acquisition of Other Machinery and Equipment	-	1,000,000	790,050	(790,050)	209,950
Total - Sub-Head 14-103: Commerce and Trade Development		71,700,000	71,700,000	67,844,388	3,855,612	3,855,612
Sub-Head 14-104: Consumer Protection and Market Surveillance						
Recurrent Expenditure		37,200,000	37,200,000	35,438,808	1,761,192	1,761,192
21	Compensation of Employees	30,975,000	30,852,035	29,965,887	1,009,113	886,148
21110	Personal Emoluments	25,785,000	25,657,215	24,927,964	857,036	729,251
21110001	Basic Salary	21,660,000	21,251,715	20,764,637	895,363	487,078

STATEMENT D 1

Detailed Statement of Expenditure of the Consolidated Fund
for the financial year 2019-2020

Item No.	Details	Appropriation (a) Rs	Total Provisions* (b) Rs	Actual Expenditure (c) Rs	(Over)/Under Appropriation (a-c) Rs	(Over)/Under Total Provisions (b-c) Rs
Sub-Head 14-104: Consumer Protection and Market Surveillance - continued						
21	Compensation of Employees - contd.					
21110002	Salary Compensation	575,000	630,500	627,567	(52,567)	2,933
21110004	Allowances	600,000	825,000	780,680	(180,680)	44,320
21110006	Cash in lieu of Leave	1,100,000	1,100,000	971,477	128,523	128,523
21110009	End-of-year Bonus	1,850,000	1,850,000	1,783,603	66,397	66,397
21111	Other Staff Costs	4,890,000	4,894,820	4,755,531	134,469	139,289
21111002	Travelling and Transport	4,800,000	4,800,000	4,660,928	139,072	139,072
21111100	Overtime	60,000	64,820	64,603	(4,603)	217
21111200	Staff Welfare	30,000	30,000	30,000	-	-
21210	Social Contributions	300,000	300,000	282,392	17,608	17,608
22	Goods and Services	6,225,000	6,347,965	5,472,921	752,079	875,044
22010	Cost of Utilities	750,000	750,000	649,077	100,923	100,923
22030	Rent	3,075,000	3,075,000	3,013,632	61,368	61,368
22040	Office Equipment and Furniture	200,000	300,730	300,221	(100,221)	510
22050	Office Expenses	80,000	80,000	63,411	16,589	16,589
22060	Maintenance	425,000	425,000	308,705	116,295	116,295
22070	Cleaning Services	155,000	155,000	116,008	38,992	38,992
22100	Publications and Stationery	190,000	190,000	168,485	21,515	21,515
22120	Fees	900,000	920,500	505,976	394,024	414,524
22900	Other Goods and Services	450,000	451,735	347,407	102,593	104,328
Total - Sub-Head 14-104: Consumer Protection and Market Surveillance		37,200,000	37,200,000	35,438,808	1,761,192	1,761,192
Total - Vote 14-1: Ministry of Industry, Commerce and Consumer Protection		307,000,000	307,000,000	277,681,066	29,318,934	29,318,934
Attorney-General's Office, Ministry of Justice, Human Rights and Institutional Reforms						
Vote 15-1: Office of the Solicitor-General						
Recurrent Expenditure		322,500,000	326,000,000	303,568,308	18,931,692	22,431,692
20	Allowance to Minister	2,400,000	1,000,000	1,000,000	1,400,000	-
20100	Annual Allowance	2,400,000	1,000,000	1,000,000	1,400,000	-
21	Compensation of Employees	132,875,000	117,118,000	109,361,803	23,513,197	7,756,197
21110	Personal Emoluments	117,400,000	101,643,000	94,729,313	22,670,687	6,913,687
21110001	Basic Salary	91,850,000	76,713,000	71,388,375	20,461,625	5,324,625
21110002	Salary Compensation	1,700,000	1,870,000	1,843,904	(143,904)	26,096
21110004	Allowances	12,000,000	12,000,000	11,401,328	598,672	598,672
21110005	Extra Assistance	1,350,000	1,350,000	1,031,938	318,062	318,062
21110006	Cash in lieu of Leave	2,800,000	2,860,000	2,854,772	(54,772)	5,228
21110009	End-of-year Bonus	7,700,000	6,850,000	6,208,997	1,491,003	641,003
21111	Other Staff Costs	14,400,000	14,400,000	13,736,374	663,626	663,626
21111002	Travelling and Transport	13,000,000	13,000,000	12,411,565	588,435	588,435
21111100	Overtime	1,300,000	1,300,000	1,243,769	56,231	56,231
21111200	Staff Welfare	100,000	100,000	81,040	18,960	18,960
21210	Social Contributions	1,075,000	1,075,000	896,116	178,884	178,884
22	Goods and Services	146,330,000	166,905,000	154,412,882	(8,082,882)	12,492,118
22010	Cost of Utilities	1,900,000	1,900,000	1,617,060	282,940	282,940
22020	Fuel and Oil	200,000	200,000	162,838	37,162	37,162
22030	Rent	18,400,000	18,400,000	15,789,346	2,610,654	2,610,654
22040	Office Equipment and Furniture	2,800,000	2,800,000	1,717,307	1,082,693	1,082,693
22050	Office Expenses	750,000	775,000	477,527	272,473	297,473
22060	Maintenance	4,250,000	4,250,000	1,645,853	2,604,147	2,604,147

STATEMENT D 1

Detailed Statement of Expenditure of the Consolidated Fund
for the financial year 2019-2020

Item No.	Details	Appropriation (a) Rs	Total Provisions* (b) Rs	Actual Expenditure (c) Rs	(Over)/Under Appropriation (a-c) Rs	(Over)/Under Total Provisions (b-c) Rs
Vote 15-1: Office of the Solicitor-General - continued						
22	Goods and Services - contd.					
22070	Cleaning Services	180,000	180,000	172,845	7,155	7,155
22090	Security Services	200,000	200,000	193,200	6,800	6,800
22100	Publications and Stationery	6,650,000	8,300,000	8,137,695	(1,487,695)	162,305
22120	Fees	109,200,000	128,100,000	123,535,171	(14,335,171)	4,564,829
	<i>of which</i>					
22120032	<i>Fees for Legal Outsourcing</i>	<i>100,000,000</i>	<i>118,900,000</i>	<i>118,237,913</i>	<i>(18,237,913)</i>	<i>662,087</i>
22170	Travelling within the Republic of Mauritius	150,000	150,000	50,664	99,336	99,336
22900	Other Goods and Services	1,650,000	1,650,000	913,376	736,624	736,624
26	Grants	19,835,000	19,917,000	19,545,892	289,108	371,108
26210	Contribution to International Organisations	735,000	817,000	445,892	289,108	371,108
26210101	Asian-African Legal Consultative Organisation	300,000	325,000	317,346	(17,346)	7,654
26210102	International Tribunal for the Law of the Sea	75,000	132,000	128,546	(53,546)	3,454
26210103	Commonwealth Legal Advisory Service	60,000	60,000	-	60,000	60,000
26210166	Hague Conference on Private International Law	300,000	300,000	-	300,000	300,000
26313	Extra-Budgetary Units	19,100,000	19,100,000	19,100,000	-	-
26313029	Law Reform Commission	19,100,000	19,100,000	19,100,000	-	-
28	Other Expense	21,060,000	21,060,000	19,247,732	1,812,268	1,812,268
28216	Transfers to Regional/ International Organisations	21,060,000	21,060,000	19,247,732	1,812,268	1,812,268
28216012	Contribution for Operation of Mauritius International Arbitration Centre Limited	12,000,000	12,000,000	12,000,000	-	-
28216018	Permanent Court of Arbitration	9,060,000	9,060,000	7,247,732	1,812,268	1,812,268
Capital Expenditure		17,500,000	14,000,000	7,000,390	10,499,610	6,999,610
26	Grants	-	1,166,206	1,166,206	(1,166,206)	-
26323	Extra-Budgetary Units	-	1,166,206	1,166,206	(1,166,206)	-
26323029	Capital Grant - Law Reform Commission	-	1,166,206	1,166,206	(1,166,206)	-
31	Acquisition of Non-Financial Assets	17,500,000	12,833,794	5,834,184	11,665,816	6,999,610
31121	Transport Equipment	-	1,397,250	1,397,250	(1,397,250)	-
31121801	Acquisition of Vehicles	-	1,397,250	1,397,250	(1,397,250)	-
31122	Other Machinery and Equipment	17,500,000	10,876,544	3,877,359	13,622,641	6,999,185
31122802	Acquisition of IT Equipment	17,500,000	10,876,544	3,877,359	13,622,641	6,999,185
	(a) Revamping of the Registry Systems	4,000,000	4,000,000	3,877,359	122,641	122,641
	(b) Laws of Mauritius Online Project	8,500,000	4,440,000	-	8,500,000	4,440,000
	(c) Central Archives System	5,000,000	2,436,544	-	5,000,000	2,436,544
31133	Furniture, Fixtures and Fittings	-	560,000	559,576	(559,576)	425
31133801	Acquisition of Furniture, Fixtures and Fittings	-	560,000	559,576	(559,576)	425
Total - Vote 15-1: Office of the Solicitor-General		340,000,000	340,000,000	310,568,698	29,431,302	29,431,302
Vote 15-2: Office of the Director of Public Prosecutions						
Recurrent Expenditure		153,200,000	153,200,000	122,839,135	30,360,865	30,360,865
21	Compensation of Employees	120,090,000	116,680,000	97,610,885	22,479,115	19,069,115
21110	Personal Emoluments	104,690,000	101,280,000	83,115,609	21,574,391	18,164,391

STATEMENT D 1

Detailed Statement of Expenditure of the Consolidated Fund
for the financial year 2019-2020

Item No.	Details	Appropriation (a) Rs	Total Provisions* (b) Rs	Actual Expenditure (c) Rs	(Over)/Under Appropriation (a-c) Rs	(Over)/Under Total Provisions (b-c) Rs
Vote 15-2: Office of the Director of Public Prosecutions - continued						
21	Compensation of Employees - contd.					
21110001	Basic Salary	81,490,000	78,080,000	63,573,730	17,916,270	14,506,270
21110002	Salary Compensation	1,700,000	1,700,000	1,453,489	246,511	246,511
21110004	Allowances	12,000,000	12,000,000	10,407,905	1,592,095	1,592,095
21110006	Cash in lieu of Leave	2,500,000	2,500,000	2,388,049	111,951	111,951
21110009	End-of-year Bonus	7,000,000	7,000,000	5,292,437	1,707,563	1,707,563
21111	Other Staff Costs	14,500,000	14,500,000	13,817,498	682,502	682,502
21111002	Travelling and Transport	13,500,000	13,500,000	12,939,277	560,723	560,723
21111100	Overtime	900,000	900,000	778,223	121,777	121,777
21111200	Staff Welfare	100,000	100,000	99,998	2	2
21210	Social Contributions	900,000	900,000	677,778	222,222	222,222
22	Goods and Services	31,800,000	35,200,000	23,976,892	7,823,108	11,223,108
22010	Cost of Utilities	3,100,000	3,100,000	2,207,135	892,865	892,865
22020	Fuel and Oil	100,000	100,000	50,677	49,323	49,323
22030	Rent	4,700,000	4,700,000	3,342,203	1,357,797	1,357,797
22040	Office Equipment and Furniture	2,800,000	2,800,000	1,445,873	1,354,127	1,354,127
22050	Office Expenses	450,000	450,000	424,103	25,897	25,897
22060	Maintenance	4,300,000	7,500,000	4,672,230	(372,230)	2,827,770
22070	Cleaning Services	500,000	600,000	577,530	(77,530)	22,470
22090	Security Services	1,500,000	1,500,000	1,497,300	2,700	2,700
22100	Publications and Stationery	2,300,000	2,300,000	2,080,296	219,704	219,704
22120	Fees	5,700,000	5,800,000	4,368,927	1,331,073	1,431,073
22170	Travelling within the Republic of Mauritius	1,150,000	1,150,000	844,982	305,018	305,018
22900	Other Goods and Services	5,200,000	5,200,000	2,465,635	2,734,365	2,734,365
22900922	Conferences/Seminars/Workshops	2,200,000	2,200,000	258,128	1,941,872	1,941,872
26	Grants	1,310,000	1,320,000	1,251,358	58,642	68,642
26210	Contribution to International Organisations	1,310,000	1,320,000	1,251,358	58,642	68,642
26210104	International Criminal Court	1,210,000	1,210,000	1,210,000	-	-
26210179	International Association of Prosecutors	50,000	50,000	41,358	8,642	8,642
26210180	Africa Prosecutors' Association	50,000	60,000	-	50,000	60,000
Capital Expenditure		6,800,000	6,800,000	318,637	6,481,363	6,481,363
31	Acquisition of Non-Financial Assets	6,800,000	6,800,000	318,637	6,481,363	6,481,363
31122	Other Machinery and Equipment	6,500,000	6,500,000	318,637	6,181,363	6,181,363
31122802	Acquisition of IT Equipment	4,300,000	4,300,000	318,637	3,981,363	3,981,363
	(a) Online Project for provision of briefs to Counsels	2,000,000	2,000,000	-	2,000,000	2,000,000
	(b) Certificate of Character Online Services	2,300,000	2,300,000	318,637	1,981,363	1,981,363
31122999	Acquisition of Other Machinery and Equipment	2,200,000	2,200,000	-	2,200,000	2,200,000
	PABX System	2,200,000	2,200,000	-	2,200,000	2,200,000
31133	Furniture, Fixtures and Fittings	300,000	300,000	-	300,000	300,000
Total - Vote 15-2: Office of the Director of Public Prosecutions		160,000,000	160,000,000	123,157,773	36,842,227	36,842,227
Vote 15-3: Office of the Parliamentary Counsel						
Recurrent Expenditure		18,200,000	18,200,000	13,107,472	5,092,528	5,092,528
21	Compensation of Employees	18,100,000	18,100,000	13,084,972	5,015,028	5,015,028
21110	Personal Emoluments	16,525,000	16,525,000	12,018,770	4,506,230	4,506,230

STATEMENT D 1

Detailed Statement of Expenditure of the Consolidated Fund
for the financial year 2019-2020

Item No.	Details	Appropriation (a) Rs	Total Provisions* (b) Rs	Actual Expenditure (c) Rs	(Over)/Under Appropriation (a-c) Rs	(Over)/Under Total Provisions (b-c) Rs
Vote 15-3: Office of the Parliamentary Counsel - continued						
21	Compensation of Employees - contd.					
21110001	Basic Salary	11,255,000	11,255,000	8,079,442	3,175,558	3,175,558
21110002	Salary Compensation	130,000	130,000	84,065	45,935	45,935
21110004	Allowances	3,600,000	3,600,000	2,523,665	1,076,335	1,076,335
21110006	Cash in lieu of Leave	600,000	600,000	596,178	3,822	3,822
21110009	End-of-year Bonus	940,000	940,000	735,420	204,580	204,580
21111	Other Staff Costs	1,505,000	1,505,000	1,005,375	499,625	499,625
21111002	Travelling and Transport	1,500,000	1,500,000	1,005,375	494,625	494,625
21111200	Staff Welfare	5,000	5,000	-	5,000	5,000
21210	Social Contributions	70,000	70,000	60,826	9,174	9,174
22	Goods and Services	100,000	100,000	22,500	77,500	77,500
22120	Fees	100,000	100,000	22,500	77,500	77,500
Total - Vote 15-3: Office of the Parliamentary Counsel		18,200,000	18,200,000	13,107,472	5,092,528	5,092,528
Vote 15-4: Justice, Human Rights and Institutional Reforms						
Sub-Head 15-401: Justice and Human Rights						
Recurrent Expenditure		28,100,000	28,100,000	17,922,835	10,177,165	10,177,165
21	Compensation of Employees	14,392,000	14,392,000	11,283,205	3,108,795	3,108,795
21110	Personal Emoluments	12,362,000	12,362,000	9,406,601	2,955,399	2,955,399
21110001	Basic Salary	9,562,000	9,562,000	7,556,015	2,005,985	2,005,985
21110002	Salary Compensation	400,000	400,000	265,960	134,040	134,040
21110004	Allowances	600,000	600,000	421,683	178,317	178,317
21110005	Extra Assistance	450,000	450,000	-	450,000	450,000
21110006	Cash in lieu of Leave	600,000	600,000	487,549	112,451	112,451
21110009	End-of-year Bonus	750,000	750,000	675,394	74,606	74,606
21111	Other Staff Costs	1,830,000	1,830,000	1,757,389	72,611	72,611
21111002	Travelling and Transport	1,400,000	1,365,000	1,301,566	98,434	63,434
21111100	Overtime	400,000	435,000	425,897	(25,897)	9,103
21111200	Staff Welfare	30,000	30,000	29,926	74	74
21210	Social Contributions	200,000	200,000	119,215	80,785	80,785
22	Goods and Services	13,125,000	13,125,000	6,234,245	6,890,755	6,890,755
22010	Cost of Utilities	1,200,000	1,200,000	465,852	734,148	734,148
22020	Fuel and Oil	150,000	100,000	31,551	118,449	68,449
22030	Rent	5,025,000	4,855,000	3,168,800	1,856,200	1,686,200
22040	Office Equipment and Furniture	1,200,000	1,200,000	940,556	259,444	259,444
22050	Office Expenses	250,000	250,000	190,522	59,478	59,478
22060	Maintenance	820,000	870,000	372,321	447,679	497,679
22070	Cleaning Services	100,000	100,000	66,230	33,770	33,770
22100	Publications and Stationery	630,000	800,000	600,641	29,359	199,359
22120	Fees	250,000	250,000	154,038	95,962	95,962
22170	Travelling within the Republic of Mauritius	300,000	300,000	-	300,000	300,000
22900	Other Goods and Services of which	3,200,000	3,200,000	243,734	2,956,266	2,956,266
22900932	Human Rights Awareness	1,200,000	1,200,000	-	1,200,000	1,200,000
22900978	Expenses icw National Mechanism for Reporting and Follow Up	1,300,000	1,300,000	37,449	1,262,551	1,262,551
22900979	Expenses icw National Humanitarian Law Committee	350,000	350,000	99,100	250,900	250,900

STATEMENT D 1

Detailed Statement of Expenditure of the Consolidated Fund
for the financial year 2019-2020

Item No.	Details	Appropriation (a) Rs	Total Provisions* (b) Rs	Actual Expenditure (c) Rs	(Over)/Under Appropriation (a-c) Rs	(Over)/Under Total Provisions (b-c) Rs
Sub-Head 15-401: Justice and Human Rights - continued						
26	Grants	583,000	583,000	405,385	177,615	177,615
26210	Contribution to International Organisations	583,000	583,000	405,385	177,615	177,615
26210163	Office of the United Nations High Commissioner for Human Rights	65,000	65,000	-	65,000	65,000
26210181	Organisation for the Prohibition of Chemical Weapons	355,000	355,000	308,036	46,964	46,964
26210186	UN-Arms Trade Treaty	150,000	149,600	84,568	65,432	65,032
Capital Expenditure		2,400,000	2,400,000	-	2,400,000	2,400,000
31	Acquisition of Non-Financial Assets	2,400,000	2,400,000	-	2,400,000	2,400,000
31122	Other Machinery and Equipment	400,000	400,000	-	400,000	400,000
31122802	Acquisition of IT Equipment	400,000	400,000	-	400,000	400,000
31132	Intangible Assets	2,000,000	2,000,000	-	2,000,000	2,000,000
	Development of Human Rights Portal and Website	2,000,000	2,000,000	-	2,000,000	2,000,000
Total - Sub-Head 15-401: Justice and Human Rights		30,500,000	30,500,000	17,922,835	12,577,165	12,577,165
Sub-Head 15-402: Institutional Reforms						
Recurrent Expenditure		25,000,000	25,000,000	16,328,025	8,671,975	8,671,975
21	Compensation of Employees	19,130,000	19,130,000	14,003,694	5,126,306	5,126,306
21110	Personal Emoluments	16,760,000	16,760,000	12,433,785	4,326,215	4,326,215
21110001	Basic Salary	14,060,000	14,060,000	10,611,344	3,448,656	3,448,656
21110002	Salary Compensation	230,000	230,000	184,055	45,945	45,945
21110004	Allowances	500,000	500,000	293,057	206,943	206,943
21110006	Cash in lieu of Leave	770,000	770,000	437,860	332,140	332,140
21110009	End-of-year Bonus	1,200,000	1,200,000	907,469	292,531	292,531
21111	Other Staff Costs	2,220,000	2,220,000	1,504,143	715,857	715,857
21111002	Travelling and Transport	2,100,000	2,100,000	1,447,905	652,095	652,095
21111100	Overtime	100,000	100,000	37,263	62,737	62,737
21111200	Staff Welfare	20,000	20,000	18,975	1,025	1,025
21210	Social Contributions	150,000	150,000	65,765	84,235	84,235
22	Goods and Services	5,870,000	5,870,000	2,324,331	3,545,669	3,545,669
22010	Cost of Utilities	150,000	150,000	48,203	101,797	101,797
22030	Rent	100,000	100,000	76,413	23,587	23,587
22040	Office Equipment and Furniture	300,000	300,000	114,545	185,455	185,455
22050	Office Expenses	110,000	110,000	17,448	92,552	92,552
22060	Maintenance	130,000	130,000	48,561	81,440	81,440
22100	Publications and Stationery	330,000	330,000	196,854	133,147	133,147
22120	Fees	4,525,000	4,525,000	1,817,442	2,707,558	2,707,558
22900	Other Goods and Services	225,000	225,000	4,865	220,135	220,135
Total - Sub-Head 15-402: Institutional Reforms		25,000,000	25,000,000	16,328,025	8,671,975	8,671,975
Total - Vote 15-4: Justice, Human Rights and Institutional Reforms		55,500,000	55,500,000	34,250,860	21,249,140	21,249,140
Total - Attorney-General's Office, Ministry of Justice, Human Rights and Institutional Reforms		573,700,000	573,700,000	481,084,803	92,615,197	92,615,197
Vote 16-1: Ministry of Youth and Sports						
Sub-Head 16-101: General						
Recurrent Expenditure		86,300,000	86,350,000	79,751,762	6,548,238	6,598,238
20	Allowance to Minister	2,400,000	2,400,000	2,400,000	-	-
20100	Annual Allowance	2,400,000	2,400,000	2,400,000	-	-

STATEMENT D 1

Detailed Statement of Expenditure of the Consolidated Fund
for the financial year 2019-2020

Item No.	Details	Appropriation (a) Rs	Total Provisions* (b) Rs	Actual Expenditure (c) Rs	(Over)/Under Appropriation (a-c) Rs	(Over)/Under Total Provisions (b-c) Rs
Sub-Head 16-101: General - continued						
21	Compensation of Employees	61,491,000	61,491,000	56,486,868	5,004,132	5,004,132
21110	Personal Emoluments	48,983,000	48,983,000	44,697,546	4,285,454	4,285,454
21110001	Basic Salary	40,003,000	40,003,000	36,507,640	3,495,360	3,495,360
21110002	Salary Compensation	1,480,000	1,480,000	1,463,072	16,928	16,928
21110004	Allowances	1,750,000	1,750,000	1,749,990	10	10
21110006	Cash in lieu of Leave	2,000,000	2,000,000	1,587,055	412,945	412,945
21110009	End-of-year Bonus	3,750,000	3,750,000	3,389,789	360,211	360,211
21111	Other Staff Costs	11,708,000	11,708,000	11,135,105	572,895	572,895
21111002	Travelling and Transport	4,700,000	4,700,000	4,138,286	561,714	561,714
21111100	Overtime	7,000,000	7,000,000	6,988,819	11,181	11,181
21111200	Staff Welfare	8,000	8,000	8,000	-	-
21210	Social Contributions	800,000	800,000	654,217	145,783	145,783
22	Goods and Services	22,409,000	22,459,000	20,864,894	1,544,106	1,594,106
22010	Cost of Utilities	2,050,000	2,050,000	1,497,748	552,252	552,252
22020	Fuel and Oil	300,000	300,000	300,000	-	-
22030	Rent	17,800,000	17,800,000	17,778,209	21,791	21,791
22040	Office Equipment and Furniture	100,000	100,000	16,780	83,220	83,220
22050	Office Expenses	30,000	30,000	29,256	744	744
22060	Maintenance	160,000	210,000	180,372	(20,372)	29,628
22100	Publications and Stationery	169,000	169,000	121,033	47,968	47,968
22120	Fees	750,000	750,000	527,035	222,965	222,965
22170	Travelling within the Republic of Mauritius	275,000	275,000	76,600	198,400	198,400
22900	Other Goods and Services	775,000	775,000	337,863	437,138	437,138
22900955	of which Gender Mainstreaming	200,000	200,000	98,213	101,788	101,788
Total - Sub-Head 16-101: General		86,300,000	86,350,000	79,751,762	6,548,238	6,598,238
Sub-Head 16-102: Promotion and Development of Sports						
Recurrent Expenditure		380,900,000	469,650,000	429,760,032	(48,860,032)	39,889,968
21	Compensation of Employees	89,213,000	88,913,000	76,249,315	12,963,685	12,663,685
21110	Personal Emoluments	74,493,000	74,193,000	64,016,441	10,476,559	10,176,559
21110001	Basic Salary	48,343,000	47,543,000	43,472,280	4,870,720	4,070,720
21110002	Salary Compensation	1,050,000	1,850,000	1,709,558	(659,558)	140,442
21110004	Allowances	1,600,000	1,600,000	550,814	1,049,186	1,049,186
21110005	Extra Assistance	16,500,000	16,500,000	11,708,277	4,791,723	4,791,723
21110006	Cash in lieu of Leave	2,800,000	2,800,000	2,752,682	47,318	47,318
21110009	End-of-year Bonus	4,200,000	3,900,000	3,822,831	377,169	77,169
21111	Other Staff Costs	13,020,000	13,020,000	10,860,850	2,159,150	2,159,150
21111002	Travelling and Transport	10,000,000	10,000,000	7,891,691	2,108,309	2,108,309
21111100	Overtime	3,000,000	3,000,000	2,949,159	50,841	50,841
21111200	Staff Welfare	20,000	20,000	20,000	-	-
21210	Social Contributions	1,700,000	1,700,000	1,372,024	327,976	327,976
22	Goods and Services	104,920,000	129,761,490	108,000,467	(3,080,467)	21,761,023
22010	Cost of Utilities	16,600,000	16,200,000	12,245,580	4,354,420	3,954,420
22020	Fuel and Oil	7,700,000	7,700,000	3,726,259	3,973,741	3,973,741
22030	Rent	2,675,000	7,084,990	6,815,475	(4,140,475)	269,515
22040	Office Equipment and Furniture	200,000	200,000	123,381	76,619	76,619
22050	Office Expenses	450,000	450,000	443,769	6,231	6,231
22060	Maintenance	9,670,000	9,520,000	8,842,303	827,697	677,697
22070	Cleaning Services	1,000,000	1,000,000	60,242	939,758	939,758
22090	Security Services	5,500,000	5,500,000	5,372,438	127,562	127,562
22100	Publications and Stationery	725,000	925,000	901,364	(176,364)	23,636
22120	Fees	2,600,000	2,600,000	2,296,953	303,047	303,047

STATEMENT D 1

Detailed Statement of Expenditure of the Consolidated Fund
for the financial year 2019-2020

Item No.	Details	Appropriation (a) Rs	Total Provisions* (b) Rs	Actual Expenditure (c) Rs	(Over)/Under Appropriation (a-c) Rs	(Over)/Under Total Provisions (b-c) Rs
Sub-Head 16-102: Promotion and Development of Sports - continued						
22	Goods and Services - contd.					
22140	Medical Supplies, Drugs and Equipment	1,000,000	1,000,000	416,120	583,880	583,880
22900	Other Goods and Services	56,800,000	77,581,500	66,756,584	(9,956,584)	10,824,916
22900007	<i>of which</i> Sports Equipment & Materials	3,600,000	3,600,000	2,412,270	1,187,730	1,187,730
22900008	Medals, Prizes and Rewards	10,000,000	15,000,000	14,961,651	(4,961,651)	38,349
22900939	Indian Ocean Island Games (IOIG)	23,000,000	38,000,000	37,999,208	(14,999,208)	792
	(a) Preparation of Athletes	15,000,000	10,000,000	9,999,208	5,000,792	792
	(b) Le Comité Organisateur des Jeux des Iles(COJI) de l'océan Indien	8,000,000	8,000,000	8,000,000	-	-
	(c) Organisation of IOIG 2019	-	20,000,000	20,000,000	(20,000,000)	-
22900944	International/Regional Games	13,800,000	14,200,000	6,452,349	7,347,651	7,747,651
	<i>of which</i> (a) Jeux de la Jeunesse et des Sports de l'Océan Indien	1,000,000	1,000,000	480,190	519,810	519,810
	(d) COSAFA Cup	3,000,000	3,000,000	3,000,000	-	-
	(e) Jeux Des Jeunes Elites (U17)	5,000,000	6,900,000	593,683	4,406,317	6,306,317
	(f) Anou Ale Zouer	1,500,000	-	-	1,500,000	-
	(g) Sports in Primary, Secondary and Tertiary Schools	2,000,000	2,000,000	1,378,477	621,523	621,523
	(h) Independence Day Sports Celebration	300,000	300,000	-	300,000	300,000
22900953	Anti-Doping Activities	1,000,000	981,500	511,364	488,636	470,136
26	Grants	82,867,000	151,885,500	151,842,610	(68,975,610)	42,890
26210	Contribution to International Organisations	867,000	885,500	842,610	24,390	42,890
26313	Extra-Budgetary Units	82,000,000	151,000,000	151,000,000	(69,000,000)	-
26313045	Mauritius Sports Council	35,000,000	35,000,000	35,000,000	-	-
26313094	Trust Fund for Excellence in Sports	22,000,000	22,000,000	22,000,000	-	-
26313141	Mauritius Multisports Infrastructure Ltd	25,000,000	94,000,000	94,000,000	(69,000,000)	-
28	Other Expense	103,900,000	99,090,010	93,667,639	10,232,361	5,422,371
28211	Transfers to Non-Profit Institutions	87,400,000	82,590,010	77,599,670	9,800,330	4,990,340
28211056	Football Clubs	20,400,000	20,400,000	20,100,000	300,000	300,000
28211064	Sports Federations	67,000,000	62,190,010	57,499,670	9,500,330	4,690,340
28212	Transfers to Households	16,000,000	16,000,000	15,976,000	24,000	24,000
28212015	Allowances to High Level Athletes	16,000,000	16,000,000	15,976,000	24,000	24,000
28217	Other	500,000	500,000	91,969	408,031	408,031
28217001	Insurance	500,000	500,000	91,969	408,031	408,031
Capital Expenditure		161,700,000	72,700,000	10,745,480	150,954,520	61,954,520
31	Acquisition of Non-Financial Assets	161,700,000	72,700,000	10,745,480	150,954,520	61,954,520
31113	Other Structures	157,200,000	66,000,000	5,163,804	152,036,196	60,836,196
31113006	Construction of Sports Infrastructure	130,800,000	39,800,000	1,754,560	129,045,440	38,045,440
	(a) Multi Sports Complexes	119,000,000	28,000,000	1,293,060	117,706,940	26,706,940
	(i) Port Louis	35,000,000	23,000,000	603,060	34,396,940	22,396,940
	(ii) Triolet	80,000,000	1,000,000	690,000	79,310,000	310,000

STATEMENT D 1

Detailed Statement of Expenditure of the Consolidated Fund
for the financial year 2019-2020

Item No.	Details	Appropriation (a) Rs	Total Provisions* (b) Rs	Actual Expenditure (c) Rs	(Over)/Under Appropriation (a-c) Rs	(Over)/Under Total Provisions (b-c) Rs
Sub-Head 16-102: Promotion and Development of Sports - continued						
31	Acquisition of Non-Financial Assets - contd.					
	(iii) Anneau Cyclable (Design)	2,000,000	2,000,000	-	2,000,000	2,000,000
	(iv) Rallye Circuit (Design)	2,000,000	2,000,000	-	2,000,000	2,000,000
	(b) Swimming Pools	11,800,000	11,800,000	461,500	11,338,500	11,338,500
	(i) Riviere des Anguilles (Design)	4,800,000	4,800,000	185,500	4,614,500	4,614,500
	(ii) Curepipe (Design)	3,000,000	3,000,000	276,000	2,724,000	2,724,000
	(iii) Roche Bois (Design)	4,000,000	4,000,000	-	4,000,000	4,000,000
31113406	Upgrading of Sports Infrastructure	26,400,000	26,200,000	3,409,244	22,990,756	22,790,756
	(a) Lighting of training grounds	5,000,000	5,000,000	2,055,324	2,944,676	2,944,676
	(b) Fencing, turfing and waterproofing	5,000,000	5,000,000	232,286	4,767,714	4,767,714
	(d) Maryse Justin	6,650,000	6,650,000	-	6,650,000	6,650,000
	(e) Harry Latour Stadium	4,750,000	4,750,000	388,612	4,361,388	4,361,388
	(f) Others - Basic sports facilities around the island	5,000,000	4,800,000	733,023	4,266,977	4,066,977
31122	Other Machinery and Equipment	4,000,000	6,200,000	5,461,326	(1,461,326)	738,674
31122802	Acquisition of IT Equipment	2,000,000	3,200,000	2,908,520	(908,520)	291,481
31122999	Acquisition of Other Machinery and Equipment	2,000,000	3,000,000	2,552,806	(552,806)	447,194
31133	Furniture, Fixtures and Fittings	500,000	500,000	120,350	379,650	379,650
Total - Sub-Head 16-102: Promotion and Development of Sports		542,600,000	542,350,000	440,505,512	102,094,488	101,844,488
Sub-Head 16-103: Youth Services						
Recurrent Expenditure		105,800,000	106,000,000	72,450,555	33,349,445	33,549,445
21	Compensation of Employees	51,132,000	50,932,000	45,905,344	5,226,656	5,026,656
21110	Personal Emoluments	43,272,000	42,072,000	38,172,861	5,099,139	3,899,139
21110001	Basic Salary	32,536,000	31,536,000	30,177,546	2,358,454	1,358,454
21110002	Salary Compensation	1,100,000	1,100,000	1,073,626	26,374	26,374
21110004	Allowances	1,000,000	1,000,000	925,891	74,109	74,109
21110005	Extra Assistance	4,000,000	3,800,000	1,677,887	2,322,113	2,122,113
21110006	Cash in lieu of Leave	1,700,000	1,700,000	1,570,106	129,894	129,894
21110009	End-of-year Bonus	2,936,000	2,936,000	2,747,804	188,196	188,196
21111	Other Staff Costs	7,020,000	8,020,000	7,156,008	(136,008)	863,992
21111002	Travelling and Transport	6,000,000	6,000,000	5,731,420	268,580	268,580
21111100	Overtime	1,000,000	2,000,000	1,404,589	(404,589)	595,411
21111200	Staff Welfare	20,000	20,000	20,000	-	-
21210	Social Contributions	840,000	840,000	576,475	263,525	263,525
22	Goods and Services	51,080,000	51,480,000	23,311,002	27,768,998	28,168,998
22010	Cost of Utilities	3,300,000	3,300,000	2,994,980	305,020	305,020
22020	Fuel and Oil	900,000	900,000	744,192	155,808	155,808
22030	Rent	800,000	800,000	226,161	573,839	573,839
22040	Office Equipment and Furniture	100,000	100,000	47,344	52,656	52,656
22050	Office Expenses	350,000	350,000	272,783	77,217	77,217
22060	Maintenance	8,700,000	8,700,000	943,657	7,756,343	7,756,343
22070	Cleaning Services	125,000	125,000	-	125,000	125,000
22090	Security Services	6,900,000	6,900,000	6,184,114	715,886	715,886
22100	Publications and Stationery	505,000	705,000	525,197	(20,197)	179,803
22120	Fees	675,000	675,000	373,364	301,636	301,636
22900	Other Goods and Services	28,725,000	28,925,000	10,999,210	17,725,790	17,925,790

STATEMENT D 1

**Detailed Statement of Expenditure of the Consolidated Fund
for the financial year 2019-2020**

Item No.	Details	Appropriation (a) Rs	Total Provisions* (b) Rs	Actual Expenditure (c) Rs	(Over)/Under Appropriation (a-c) Rs	(Over)/Under Total Provisions (b-c) Rs
Sub-Head 16-103: Youth Services - continued						
22	Goods and Services - contd.					
	<i>of which</i>					
22900007	Sports Equipment & Materials	600,000	600,000	332,357	267,643	267,643
22900008	Medals, Prizes and Rewards	500,000	500,000	495,000	5,000	5,000
22900014	Hospitality and Ceremonies	500,000	700,000	699,957	(199,957)	43
22900951	Smart Youth Programmes	23,000,000	23,000,000	7,544,703	15,455,297	15,455,297
	(a) National Youth Volunteer Scheme	1,500,000	1,500,000	90,014	1,409,986	1,409,986
	(b) Duke of Edinburgh International Award	2,500,000	2,500,000	731,918	1,768,082	1,768,082
	(c) Youth Excellent Award	1,000,000	1,000,000	22,880	977,120	977,120
	(d) Youth Programmes	3,500,000	3,500,000	1,937,269	1,562,731	1,562,731
	(f) Zenes Montre to Talents	5,000,000	5,000,000	641,650	4,358,350	4,358,350
	(g) Special Youth Outreach Programme	1,000,000	1,000,000	1,000,000	-	-
	(h) National Youth Civic Service	6,000,000	6,000,000	2,827,323	3,172,677	3,172,677
	(j) Special Vacances	1,500,000	1,500,000	293,648	1,206,352	1,206,352
	(k) Youth Counselling Programme	500,000	500,000	-	500,000	500,000
	(l) Youth Programme on Prevention of Addictive Behaviour	500,000	500,000	-	500,000	500,000
26	Grants	3,200,000	3,200,000	2,997,209	202,791	202,791
26210	Contribution to International Organisations	1,200,000	1,200,000	997,209	202,791	202,791
26210143	Commonwealth Youth Programme	1,000,000	1,000,000	863,113	136,887	136,887
26210145	CONFJES Fund	200,000	200,000	134,096	65,904	65,904
26313	Extra-Budgetary Units	2,000,000	2,000,000	2,000,000	-	-
26313068	National Youth Council	2,000,000	2,000,000	2,000,000	-	-
28	Other Expense	388,000	388,000	237,000	151,000	151,000
28211	Transfers to Non-Profit Institutions	290,000	290,000	237,000	53,000	53,000
28211042	Youth Clubs	53,000	53,000	-	53,000	53,000
28211043	Mauritius Scouts association	105,000	105,000	105,000	-	-
28211044	Girls Guide	105,000	105,000	105,000	-	-
28211045	St John Ambulance	27,000	27,000	27,000	-	-
28217	Other	98,000	98,000	-	98,000	98,000
28217001	Insurance	98,000	98,000	-	98,000	98,000
Capital Expenditure		15,300,000	15,300,000	4,872,813	10,427,187	10,427,187
31	Acquisition of Non-Financial Assets	15,300,000	15,300,000	4,872,813	10,427,187	10,427,187
31112	Non-Residential Buildings	15,300,000	15,300,000	4,872,813	10,427,187	10,427,187
31112007	Construction of Youth Centres - Flic en Flac	2,300,000	2,300,000	-	2,300,000	2,300,000
31112407	Upgrading of Youth Centres	13,000,000	13,000,000	4,872,813	8,127,187	8,127,187
	(a) Anse La Raie Youth Training Centre	2,000,000	2,000,000	166,060	1,833,940	1,833,940
	(b) Bel Ombre Youth Camp-Phase I	1,000,000	1,000,000	-	1,000,000	1,000,000
	(c) Bel Ombre Youth Camp-Phase II	1,000,000	1,000,000	420,870	579,130	579,130
	(e) Pointe Jerome Residential Youth Centre -Phase II	4,000,000	4,000,000	654,010	3,345,990	3,345,990

STATEMENT D 1

Detailed Statement of Expenditure of the Consolidated Fund
for the financial year 2019-2020

Item No.	Details	Appropriation (a) Rs	Total Provisions* (b) Rs	Actual Expenditure (c) Rs	(Over)/Under Appropriation (a-c) Rs	(Over)/Under Total Provisions (b-c) Rs
Sub-Head 16-103: Youth Services - continued						
31	Acquisition of Non-Financial Assets - contd.					
	(f) Other Youth Centres	5,000,000	5,000,000	3,631,873	1,368,127	1,368,127
Total - Sub-Head 16-103: Youth Services		121,100,000	121,300,000	77,323,368	43,776,632	43,976,632
Total - Vote 16-1: Ministry of Youth and Sports		750,000,000	750,000,000	597,580,642	152,419,358	152,419,358
Vote 17-1: Ministry of Business, Enterprise and Cooperatives						
Sub-Head 17-101: General						
Recurrent Expenditure		33,200,000	33,400,000	31,700,855	1,499,145	1,699,145
20	Allowance to Minister	2,400,000	2,400,000	2,400,000	-	-
20100	Annual Allowance	2,400,000	2,400,000	2,400,000	-	-
21	Compensation of Employees	14,910,000	14,310,000	13,376,413	1,533,587	933,587
21110	Personal Emoluments	12,985,000	12,135,000	11,304,209	1,680,791	830,791
21110001	Basic Salary	8,227,000	7,377,000	6,888,605	1,338,395	488,395
21110002	Salary Compensation	233,000	233,000	233,000	-	-
21110004	Allowances	1,400,000	1,400,000	1,322,627	77,373	77,373
21110005	Extra Assistance	1,725,000	1,725,000	1,564,546	160,454	160,454
21110006	Cash in lieu of Leave	500,000	500,000	448,036	51,964	51,964
21110009	End-of-year Bonus	900,000	900,000	847,394	52,606	52,606
21111	Other Staff Costs	1,815,000	2,065,000	1,963,965	(148,965)	101,035
21111002	Travelling and Transport	1,400,000	1,400,000	1,299,531	100,469	100,469
21111100	Overtime	400,000	650,000	649,948	(249,948)	52
21111200	Staff Welfare	15,000	15,000	14,486	514	514
21210	Social Contributions	110,000	110,000	108,239	1,761	1,761
22	Goods and Services	15,890,000	16,690,000	15,924,442	(34,442)	765,558
22010	Cost of Utilities	1,700,000	1,600,000	1,341,841	358,159	258,159
22020	Fuel and Oil	125,000	200,000	180,457	(55,457)	19,543
22030	Rent	8,125,000	8,125,000	8,114,845	10,156	10,156
22040	Office Equipment and Furniture	300,000	875,000	871,072	(571,072)	3,928
22050	Office Expenses	280,000	354,955	311,599	(31,599)	43,356
22060	Maintenance	435,000	2,185,000	2,099,467	(1,664,467)	85,533
22070	Cleaning Services	175,000	175,000	153,600	21,400	21,400
22100	Publications and Stationery	625,000	688,000	648,549	(23,549)	39,451
22120	Fees	450,000	400,000	259,961	190,040	140,040
22170	Travelling within the Republic of Mauritius	100,000	197,000	194,955	(94,955)	2,045
22900	Other Goods and Services of which	3,575,000	1,890,045	1,748,096	1,826,904	141,949
22900014	Hospitality and Ceremonies	1,500,000	1,262,000	1,236,486	263,514	25,514
22900955	Gender Mainstreaming	200,000	200,000	138,000	62,000	62,000
Capital Expenditure		4,300,000	4,300,000	1,552,545	2,747,455	2,747,455
31	Acquisition of Non-Financial Assets	4,300,000	4,300,000	1,552,545	2,747,455	2,747,455
31121	Transport Equipment	-	1,500,000	1,064,600	(1,064,600)	435,400
31121801	Acquisition of Vehicles	-	1,500,000	1,064,600	(1,064,600)	435,400
31132	Intangible Assets	4,300,000	2,800,000	487,945	3,812,055	2,312,055
31132111	E-Document Management System	4,300,000	2,800,000	487,945	3,812,055	2,312,055
Total - Sub-Head 17-101: General		37,500,000	37,700,000	33,253,400	4,246,600	4,446,600

STATEMENT D 1

Detailed Statement of Expenditure of the Consolidated Fund
for the financial year 2019-2020

Item No.	Details	Appropriation (a) Rs	Total Provisions* (b) Rs	Actual Expenditure (c) Rs	(Over)/Under Appropriation (a-c) Rs	(Over)/Under Total Provisions (b-c) Rs
Sub-Head 17-102: Business and Enterprise Development						
Recurrent Expenditure		86,200,000	86,200,000	84,142,977	2,057,023	2,057,023
21	Compensation of Employees	16,200,000	16,200,000	14,142,977	2,057,023	2,057,023
21110	Personal Emoluments	14,900,000	14,900,000	12,981,159	1,918,841	1,918,841
21110001	Basic Salary	12,425,000	12,425,000	11,009,173	1,415,827	1,415,827
21110002	Salary Compensation	405,000	405,000	405,000	-	-
21110004	Allowances	150,000	150,000	140,708	9,292	9,292
21110006	Cash in lieu of Leave	820,000	820,000	491,896	328,104	328,104
21110009	End-of-year Bonus	1,100,000	1,100,000	934,382	165,618	165,618
21111	Other Staff Costs	1,100,000	1,100,000	984,803	115,197	115,197
21111002	Travelling and Transport	1,100,000	1,100,000	984,803	115,197	115,197
21210	Social Contributions	200,000	200,000	177,015	22,985	22,985
26	Grants	70,000,000	70,000,000	70,000,000	-	-
26313	Extra-Budgetary Units	70,000,000	70,000,000	70,000,000	-	-
26313147	SME Mauritius Ltd	70,000,000	70,000,000	70,000,000	-	-
	(a) Operating Budget	45,000,000	45,000,000	45,000,000	-	-
	(b) Implementation of SME Master Plan	25,000,000	25,000,000	25,000,000	-	-
Total - Sub-Head 17-102: Business and Enterprise Development		86,200,000	86,200,000	84,142,977	2,057,023	2,057,023
Sub-Head 17-103: Cooperatives Development						
Recurrent Expenditure		110,700,000	110,500,000	99,629,368	11,070,632	10,870,632
21	Compensation of Employees	80,090,000	78,447,000	71,224,561	8,865,439	7,222,439
21110	Personal Emoluments	70,047,000	69,572,000	63,048,116	6,998,884	6,523,884
21110001	Basic Salary	58,488,000	58,188,000	52,107,750	6,380,250	6,080,250
21110002	Salary Compensation	1,859,000	1,859,000	1,755,788	103,212	103,212
21110004	Allowances	1,750,000	2,050,000	1,998,422	(248,422)	51,578
21110005	Extra Assistance	450,000	450,000	363,771	86,229	86,229
21110006	Cash in lieu of Leave	2,500,000	2,500,000	2,403,906	96,094	96,094
21110009	End-of-year Bonus	5,000,000	4,525,000	4,418,479	581,521	106,521
21111	Other Staff Costs	9,125,000	7,957,000	7,427,365	1,697,635	529,635
21111002	Travelling and Transport	8,600,000	7,432,000	6,904,573	1,695,427	527,427
21111100	Overtime	500,000	500,000	497,791	2,209	2,209
21111200	Staff Welfare	25,000	25,000	25,000	-	-
21210	Social Contributions	918,000	918,000	749,080	168,920	168,920
22	Goods and Services	18,465,000	19,908,000	16,401,796	2,063,204	3,506,204
22010	Cost of Utilities	1,860,000	2,160,000	1,707,209	152,791	452,791
22020	Fuel and Oil	275,000	275,000	135,399	139,601	139,601
22030	Rent	7,600,000	7,325,000	7,302,547	297,453	22,453
22040	Office Equipment and Furniture	350,000	1,645,000	1,470,691	(1,120,691)	174,309
22050	Office Expenses	425,000	443,000	397,969	27,031	45,031
22060	Maintenance	600,000	875,000	566,314	33,686	308,686
22070	Cleaning Services	225,000	225,000	223,097	1,903	1,903
22090	Security Services	500,000	500,000	469,200	30,800	30,800
22100	Publications and Stationery	1,180,000	1,180,000	991,555	188,445	188,445
22120	Fees	1,050,000	1,050,000	548,506	501,494	501,494
22170	Travelling within the Republic of Mauritius	250,000	250,000	53,052	196,948	196,948
22900	Other Goods and Services	4,150,000	3,980,000	2,536,256	1,613,744	1,443,744
26	Grants	7,735,000	7,735,000	7,699,499	35,501	35,501
26210	Contribution to International Organisations	235,000	235,000	235,000	-	-
26313	Extra-Budgetary Units	7,500,000	7,500,000	7,464,499	35,501	35,501
26313061	National Cooperative College (NCC)	7,500,000	7,500,000	7,464,499	35,501	35,501

STATEMENT D 1

Detailed Statement of Expenditure of the Consolidated Fund
for the financial year 2019-2020

Item No.	Details	Appropriation (a) Rs	Total Provisions* (b) Rs	Actual Expenditure (c) Rs	(Over)/Under Appropriation (a-c) Rs	(Over)/Under Total Provisions (b-c) Rs
Sub-Head 17-103: Cooperatives Development - continued						
28	Other Expense	4,410,000	4,410,000	4,303,512	106,488	106,488
28211	Transfers to Non-Profit Institutions	4,410,000	4,410,000	4,303,512	106,488	106,488
28211030	Mauritius Co-operative Alliance Ltd	2,415,000	2,415,000	2,414,772	228	228
28211031	Mauritius Livestock Marketing Co-operative Federation	735,000	735,000	735,000	-	-
28211032	Mauritius Agricultural Marketing Co-operative Federation	735,000	735,000	735,000	-	-
28211058	Mauritius Women Entrepreneur Cooperative Federation	525,000	525,000	418,740	106,260	106,260
Capital Expenditure		10,200,000	10,200,000	579,896	9,620,104	9,620,104
28	Other Expense	500,000	500,000	69,690	430,310	430,310
28225	Transfers to Private Enterprises	500,000	500,000	69,690	430,310	430,310
28225016	Ornamental Fish Farm Scheme	500,000	500,000	69,690	430,310	430,310
31	Acquisition of Non-Financial Assets	9,700,000	9,700,000	510,206	9,189,794	9,189,794
31112	Non-Residential Buildings	9,350,000	7,850,000	510,206	8,839,794	7,339,794
31112442	Upgrading of Building (N 1)	9,350,000	7,850,000	510,206	8,839,794	7,339,794
	(a) NCC	1,350,000	1,350,000	510,206	839,794	839,794
	(b) Cooperative Seafood Processing Unit	8,000,000	6,500,000	-	8,000,000	6,500,000
31121	Transport Equipment	-	1,500,000	-	-	1,500,000
31121801	Acquisition of Vehicles	-	1,500,000	-	-	1,500,000
31132	Intangible Assets	350,000	350,000	-	350,000	350,000
31132106	Cooperatives Division e-Registration Project (CDeRP)	350,000	350,000	-	350,000	350,000
Total - Sub-Head 17-103: Cooperatives Development		120,900,000	120,700,000	100,209,264	20,690,736	20,490,736
Total - Vote 17-1: Ministry of Business, Enterprise and Cooperatives		244,600,000	244,600,000	217,605,641	26,994,359	26,994,359
Vote 18-1: Ministry of Social Integration and Economic Empowerment						
Sub-Head 18-101: General						
Recurrent Expenditure		50,000,000	50,000,000	39,373,181	10,626,819	10,626,819
20	Allowance to Minister	2,400,000	2,400,000	873,333	1,526,667	1,526,667
20100	Annual Allowance	2,400,000	2,400,000	873,333	1,526,667	1,526,667
21	Compensation of Employees	31,440,000	31,440,000	27,165,034	4,274,966	4,274,966
21110	Personal Emoluments	27,545,000	27,545,000	24,192,689	3,352,311	3,352,311
21110001	Basic Salary	21,020,000	21,020,000	18,862,295	2,157,705	2,157,705
21110002	Salary Compensation	650,000	650,000	649,747	253	253
21110004	Allowances	1,600,000	1,600,000	1,172,517	427,483	427,483
21110005	Extra Assistance	1,400,000	1,400,000	1,018,932	381,068	381,068
21110006	Cash in lieu of Leave	825,000	825,000	751,927	73,073	73,073
21110009	End-of-year Bonus	2,050,000	2,050,000	1,737,269	312,731	312,731
21111	Other Staff Costs	3,595,000	3,595,000	2,675,809	919,191	919,191
21111001	Wages	190,000	190,000	68,674	121,326	121,326
21111002	Travelling and Transport	2,600,000	2,600,000	2,221,374	378,626	378,626
21111100	Overtime	800,000	800,000	380,761	419,239	419,239
21111200	Staff Welfare	5,000	5,000	5,000	-	-
21210	Social Contributions	300,000	300,000	296,536	3,464	3,464

STATEMENT D 1

Detailed Statement of Expenditure of the Consolidated Fund
for the financial year 2019-2020

Item No.	Details	Appropriation (a) Rs	Total Provisions* (b) Rs	Actual Expenditure (c) Rs	(Over)/Under Appropriation (a-c) Rs	(Over)/Under Total Provisions (b-c) Rs
Sub-Head 18-101: General - continued						
22	Goods and Services	16,160,000	16,160,000	11,334,813	4,825,187	4,825,187
22010	Cost of Utilities	1,850,000	1,850,000	1,394,755	455,245	455,245
22020	Fuel and Oil	175,000	175,000	55,819	119,181	119,181
22030	Rent	6,400,000	6,400,000	6,286,473	113,527	113,527
22040	Office Equipment and Furniture	600,000	600,000	449,946	150,054	150,054
22050	Office Expenses	290,000	290,000	216,574	73,426	73,426
22060	Maintenance	1,340,000	1,340,000	1,049,608	290,392	290,392
22100	Publications and Stationery	910,000	910,000	525,580	384,420	384,420
22120	Fees	2,275,000	2,275,000	735,558	1,539,443	1,539,443
22130	Studies and Surveys	500,000	500,000	-	500,000	500,000
22170	Travelling within the Republic of Mauritius	620,000	620,000	231,725	388,275	388,275
22900	Other Goods and Services of which	1,200,000	1,200,000	388,776	811,224	811,224
22900955	Gender Mainstreaming	200,000	200,000	200,000	-	-
Total - Sub-Head 18-101: General		50,000,000	50,000,000	39,373,181	10,626,819	10,626,819
Sub-Head 18-102: Poverty Alleviation and Empowerment						
Recurrent Expenditure		606,000,000	606,000,000	578,460,252	27,539,748	27,539,748
26	Grants	153,200,000	153,200,000	150,255,206	2,944,794	2,944,794
26313	Extra-Budgetary Units	153,200,000	153,200,000	150,255,206	2,944,794	2,944,794
26313135	National Empowerment Foundation of which	153,200,000	153,200,000	150,255,206	2,944,794	2,944,794
	(a) Operating costs	135,000,000	135,000,000	134,884,332	115,668	115,668
	(b) Upgrading of living environment in deprived regions	3,000,000	3,000,000	3,000,000	-	-
	(c) TVET Training & Placement	1,500,000	1,500,000	1,500,000	-	-
	(d) Other Programmes	13,700,000	13,700,000	10,870,874	2,829,126	2,829,126
27	Social Benefits	440,800,000	440,800,000	420,703,121	20,096,879	20,096,879
27210	Social Assistance Benefits in Cash	440,800,000	440,800,000	420,703,121	20,096,879	20,096,879
27210014	Poverty and Empowerment (Marshall Plan against Poverty)	440,800,000	440,800,000	420,703,121	20,096,879	20,096,879
	(a) Empowerment Support Scheme	240,000,000	240,000,000	239,384,823	615,177	615,177
	(b) Educational Support of which	200,800,000	200,800,000	181,318,298	19,481,702	19,481,702
	(i) School Completion Premium	8,800,000	8,800,000	6,815,000	1,985,000	1,985,000
	(ii) Child Allowance	120,000,000	110,600,000	96,893,476	23,106,524	13,706,524
	(iii) School Materials	65,000,000	74,400,000	74,380,531	(9,380,531)	19,469
28	Other Expense	12,000,000	12,000,000	7,501,925	4,498,075	4,498,075
28212	Transfers to Households	12,000,000	12,000,000	7,501,925	4,498,075	4,498,075
28212019	DCP for Socio Economic Empowerment	12,000,000	12,000,000	7,501,925	4,498,075	4,498,075
Capital Expenditure		105,000,000	105,000,000	100,000,000	5,000,000	5,000,000
26	Grants	105,000,000	105,000,000	100,000,000	5,000,000	5,000,000
26323	Extra-Budgetary Units	105,000,000	105,000,000	100,000,000	5,000,000	5,000,000
26323135	National Empowerment Foundation	105,000,000	105,000,000	100,000,000	5,000,000	5,000,000
	(a) Social Housing for Vulnerable Groups	100,000,000	100,000,000	95,000,000	5,000,000	5,000,000
	(i) Construction of Social Housing Units	95,000,000	95,000,000	95,000,000	-	-

STATEMENT D 1

Detailed Statement of Expenditure of the Consolidated Fund
for the financial year 2019-2020

Item No.	Details	Appropriation (a) Rs	Total Provisions* (b) Rs	Actual Expenditure (c) Rs	(Over)/Under Appropriation (a-c) Rs	(Over)/Under Total Provisions (b-c) Rs
Sub-Head 18-102: Poverty Alleviation and Empowerment - continued						
26	Grants - contd.					
	(ii) Upgrading of Existing Houses	5,000,000	5,000,000	-	5,000,000	5,000,000
	(b) Integrated Management Information System	5,000,000	5,000,000	5,000,000	-	-
Total - Sub-Head 18-102: Poverty Alleviation and Empowerment		711,000,000	711,000,000	678,460,252	32,539,748	32,539,748
Total - Vote 18-1: Ministry of Social Integration and Economic Empowerment		761,000,000	761,000,000	717,833,433	43,166,567	43,166,567
Ministry of Ocean Economy, Marine Resources, Fisheries and Shipping						
Vote 19-1: Ocean Economy, Marine Resources and Shipping						
Sub-Head 19-101: General						
Recurrent Expenditure		178,900,000	181,200,000	107,744,002	71,155,997	73,455,997
20	Allowance to Minister	2,400,000	2,400,000	2,400,000	-	-
20100	Annual Allowance	2,400,000	2,400,000	2,400,000	-	-
21	Compensation of Employees	52,030,000	50,990,000	44,331,659	7,698,341	6,658,341
21110	Personal Emoluments	46,645,000	45,005,000	38,955,067	7,689,933	6,049,933
21110001	Basic Salary	35,045,000	34,445,000	30,584,155	4,460,845	3,860,845
21110002	Salary Compensation	1,100,000	1,100,000	1,087,724	12,276	12,276
21110004	Allowances	2,700,000	2,700,000	2,055,143	644,857	644,857
21110005	Extra Assistance	2,800,000	2,200,000	826,718	1,973,282	1,373,282
21110006	Cash in lieu of Leave	1,600,000	1,600,000	1,446,462	153,538	153,538
21110009	End-of-year Bonus	3,400,000	2,960,000	2,954,865	445,135	5,135
21111	Other Staff Costs	4,910,000	5,510,000	4,930,909	(20,909)	579,091
21111001	Wages	200,000	200,000	181,385	18,615	18,615
21111002	Travelling and Transport	4,200,000	4,200,000	3,654,678	545,322	545,322
21111100	Overtime	500,000	1,100,000	1,086,019	(586,019)	13,981
21111200	Staff Welfare	10,000	10,000	8,827	1,173	1,173
21210	Social Contributions	475,000	475,000	445,683	29,317	29,317
22	Goods and Services	69,470,000	72,810,000	16,678,103	52,791,897	56,131,897
22010	Cost of Utilities	2,300,000	2,300,000	1,836,762	463,238	463,238
22020	Fuel and Oil	450,000	450,000	450,000	-	-
22030	Rent	5,700,000	5,700,000	5,113,991	586,009	586,009
22040	Office Equipment and Furniture	500,000	500,000	488,046	11,954	11,954
22050	Office Expenses	340,000	1,640,000	1,345,650	(1,005,650)	294,350
22060	Maintenance	1,065,000	1,065,000	884,457	180,543	180,543
22070	Cleaning Services	400,000	400,000	364,062	35,938	35,938
22100	Publications and Stationery	700,000	1,140,000	968,810	(268,810)	171,190
22120	Fees	11,450,000	11,450,000	2,995,031	8,454,969	8,454,969
	of which					
22120008	Fees to Consultants (EU Funded)	5,600,000	5,600,000	-	5,600,000	5,600,000
22120024	Fees icw Capacity Building Programme (EU Funded)	4,100,000	4,100,000	2,374,031	1,725,969	1,725,969
22900	Other Goods and Services	46,565,000	48,165,000	2,231,294	44,333,706	45,933,706
	of which					
22900955	Gender Mainstreaming	200,000	200,000	-	200,000	200,000
22900970	Management of Coastal Zones (UNDP/GEF Funded)	46,000,000	46,000,000	611,745	45,388,255	45,388,255

STATEMENT D 1

Detailed Statement of Expenditure of the Consolidated Fund
for the financial year 2019-2020

Item No.	Details	Appropriation (a) Rs	Total Provisions* (b) Rs	Actual Expenditure (c) Rs	(Over)/Under Appropriation (a-c) Rs	(Over)/Under Total Provisions (b-c) Rs
Sub-Head 19-101: General - continued						
26	Grants	55,000,000	55,000,000	44,334,240	10,665,760	10,665,760
26313	Extra-Budgetary Units	55,000,000	55,000,000	44,334,240	10,665,760	10,665,760
26313040	Mauritius Oceanography Institute of which Global Monitoring for Environment and Security (GMES)/Africa Support Programme (AU Funded)	55,000,000	55,000,000	44,334,240	10,665,760	10,665,760
		12,000,000	12,000,000	12,000,000	-	-
Capital Expenditure		8,000,000	8,000,000	5,405,219	2,594,781	2,594,781
26	Grants	8,000,000	8,000,000	5,405,219	2,594,781	2,594,781
26323	Extra-Budgetary Units	8,000,000	8,000,000	5,405,219	2,594,781	2,594,781
26323040	Mauritius Oceanography Institute of which Seawater Pump (Project Preparation)	8,000,000	8,000,000	5,405,219	2,594,781	2,594,781
		2,500,000	2,500,000	-	2,500,000	2,500,000
Total - Sub-Head 19-101: General		186,900,000	189,200,000	113,149,221	73,750,779	76,050,779
Sub-Head 19-102: Shipping						
Recurrent Expenditure		145,400,000	145,400,000	131,163,426	14,236,574	14,236,574
21	Compensation of Employees	25,250,000	25,250,000	19,595,613	5,654,387	5,654,387
21110	Personal Emoluments	23,130,000	23,130,000	17,757,459	5,372,541	5,372,541
21110001	Basic Salary	17,555,000	17,555,000	13,615,347	3,939,653	3,939,653
21110002	Salary Compensation	475,000	475,000	350,228	124,772	124,772
21110004	Allowances	1,350,000	1,350,000	1,122,418	227,582	227,582
21110005	Extra Assistance	1,600,000	1,600,000	755,400	844,600	844,600
21110006	Cash in lieu of Leave	750,000	750,000	750,000	-	-
21110009	End-of-year Bonus	1,400,000	1,400,000	1,164,066	235,934	235,934
21111	Other Staff Costs	1,960,000	1,960,000	1,693,528	266,472	266,472
21111002	Travelling and Transport	1,800,000	1,800,000	1,533,528	266,472	266,472
21111100	Overtime	150,000	150,000	150,000	-	-
21111200	Staff Welfare	10,000	10,000	10,000	-	-
21210	Social Contributions	160,000	160,000	144,626	15,374	15,374
22	Goods and Services	43,925,000	43,925,000	35,557,602	8,367,398	8,367,398
22010	Cost of Utilities	935,000	935,000	808,572	126,428	126,428
22020	Fuel and Oil	55,000	55,000	55,000	-	-
22030	Rent	2,500,000	2,500,000	2,214,587	285,413	285,413
22040	Office Equipment and Furniture	225,000	225,000	212,463	12,538	12,538
22050	Office Expenses	85,000	85,000	59,227	25,773	25,773
22060	Maintenance	430,000	430,000	90,909	339,092	339,092
22070	Cleaning Services	250,000	250,000	124,264	125,736	125,736
22090	Security Services	33,450,000	33,450,000	30,202,674	3,247,326	3,247,326
22090004	Long-Range Tracking Services	850,000	850,000	727,365	122,635	122,635
22090007	Maritime Communications Services	32,600,000	32,600,000	29,475,309	3,124,691	3,124,691
22100	Publications and Stationery	635,000	635,000	305,193	329,808	329,808
22120	Fees of which Preparation of Yatch Codes for Mauritius	3,960,000	3,960,000	650,441	3,309,559	3,309,559
		2,100,000	2,100,000	-	2,100,000	2,100,000
22900	Other Goods and Services of which	1,400,000	1,400,000	834,274	565,726	565,726
22900977	Expenses icw Search and Rescue (SAR) Operations	800,000	800,000	498,733	301,267	301,267

STATEMENT D 1

Detailed Statement of Expenditure of the Consolidated Fund
for the financial year 2019-2020

Item No.	Details	Appropriation (a) Rs	Total Provisions* (b) Rs	Actual Expenditure (c) Rs	(Over)/Under Appropriation (a-c) Rs	(Over)/Under Total Provisions (b-c) Rs
Sub-Head 19-102: Shipping - continued						
25	Subsidies	500,000	500,000	332,100	167,900	167,900
25210	Non-Financial Private Enterprises	500,000	500,000	332,100	167,900	167,900
25210002	Ferry Boat Operators	500,000	500,000	332,100	167,900	167,900
26	Grants	400,000	400,000	387,757	12,243	12,243
26210	Contribution to International Organisations	400,000	400,000	387,757	12,243	12,243
26210030	International Maritime Organisation	400,000	400,000	387,757	12,243	12,243
27	Social Benefits	10,000	10,000	-	10,000	10,000
27210	Social Assistance Benefits	10,000	10,000	-	10,000	10,000
28	Other Expense	75,315,000	75,315,000	75,290,355	24,645	24,645
28211	Transfers to Non-Profit Institutions	315,000	315,000	290,355	24,645	24,645
28211021	Secretariat Indian Ocean Regional Port State Control	315,000	315,000	290,355	24,645	24,645
28213	Transfers to Non-Financial Public Corporations	75,000,000	75,000,000	75,000,000	-	-
28213010	Mauritius Shipping Corporation Ltd - (Chartering of M/V Black)	75,000,000	75,000,000	75,000,000	-	-
Capital Expenditure		4,700,000	4,700,000	4,550,000	150,000	150,000
31	Acquisition of Non-Financial Assets	4,700,000	4,700,000	4,550,000	150,000	150,000
31122	Other Machinery and Equipment	4,700,000	4,700,000	4,550,000	150,000	150,000
31122999	Acquisition of Other Machinery and Equipment	4,700,000	4,700,000	4,550,000	150,000	150,000
	(b) Ship Biofouling (Hull Cleaning)	4,700,000	4,700,000	4,550,000	150,000	150,000
Total - Sub-Head 19-102: Shipping		150,100,000	150,100,000	135,713,426	14,386,574	14,386,574
Sub-Head 19-103: Mauritius Maritime Training Academy						
Recurrent Expenditure		22,400,000	18,047,000	10,502,478	11,897,522	7,544,522
21	Compensation of Employees	13,885,000	9,532,000	7,432,315	6,452,685	2,099,685
21110	Personal Emoluments	12,447,000	8,094,000	6,616,343	5,830,657	1,477,657
21110001	Basic Salary	4,036,000	4,036,000	3,172,621	863,379	863,379
21110002	Salary Compensation	116,000	116,000	115,879	121	121
21110004	Allowances	730,000	730,000	180,863	549,137	549,137
21110005	Extra Assistance	7,015,000	2,662,000	2,662,000	4,353,000	-
21110006	Cash in lieu of Leave	150,000	150,000	123,929	26,071	26,071
21110009	End-of-year Bonus	400,000	400,000	361,051	38,949	38,949
21111	Other Staff Costs	1,378,000	1,378,000	768,233	609,767	609,767
21111002	Travelling and Transport	1,223,000	1,223,000	655,488	567,512	567,512
21111100	Overtime	150,000	150,000	112,745	37,255	37,255
21111200	Staff Welfare	5,000	5,000	-	5,000	5,000
21210	Social Contributions	60,000	60,000	47,740	12,260	12,260
22	Goods and Services	8,515,000	8,515,000	3,070,162	5,444,838	5,444,838
22010	Cost of Utilities	590,000	590,000	474,694	115,306	115,306
22020	Fuel and Oil	115,000	115,000	73,456	41,544	41,544
22040	Office Equipment and Furniture	250,000	250,000	83,375	166,625	166,625
22050	Office Expenses	65,000	65,000	30,494	34,506	34,506
22060	Maintenance	3,240,000	3,240,000	188,487	3,051,513	3,051,513
22070	Cleaning Services	500,000	500,000	385,205	114,795	114,795
22090	Security Services	800,000	800,000	642,320	157,680	157,680

STATEMENT D 1

Detailed Statement of Expenditure of the Consolidated Fund
for the financial year 2019-2020

Item No.	Details	Appropriation (a) Rs	Total Provisions* (b) Rs	Actual Expenditure (c) Rs	(Over)/Under Appropriation (a-c) Rs	(Over)/Under Total Provisions (b-c) Rs
Sub-Head 19-103: Mauritius Maritime Training Academy - continued						
22	Goods and Services - contd.					
22100	Publications and Stationery	595,000	595,000	103,382	491,618	491,618
22120	Fees	1,500,000	1,500,000	1,012,874	487,126	487,126
22900	Other Goods and Services	860,000	860,000	75,875	784,125	784,125
Capital Expenditure		600,000	600,000	-	600,000	600,000
31	Acquisition of Non-Financial Assets	600,000	600,000	-	600,000	600,000
31122	Other Machinery and Equipment	600,000	600,000	-	600,000	600,000
Total - Sub-Head 19-103: Mauritius Maritime Training Academy		23,000,000	18,647,000	10,502,478	12,497,522	8,144,522
Total - Vote 19-1: Ocean Economy, Marine Resources and Shipping		360,000,000	357,947,000	259,365,125	100,634,875	98,581,875
Vote 19-2: Fisheries						
Sub-Head 19-201: Fisheries Development						
Recurrent Expenditure		250,500,000	250,500,000	201,885,668	48,614,332	48,614,332
21	Compensation of Employees	184,100,000	182,300,000	160,153,229	23,946,771	22,146,771
21110	Personal Emoluments	166,220,000	164,420,000	145,125,973	21,094,027	19,294,027
21110001	Basic Salary	131,420,000	129,820,000	112,457,369	18,962,631	17,362,631
21110002	Salary Compensation	1,800,000	1,800,000	1,800,000	-	-
21110004	Allowances	11,500,000	11,500,000	11,498,072	1,928	1,928
21110005	Extra Assistance	5,700,000	5,700,000	4,482,522	1,217,478	1,217,478
21110006	Cash in lieu of Leave	5,600,000	5,600,000	5,233,960	366,040	366,040
21110009	End-of-year Bonus	10,200,000	10,000,000	9,654,049	545,951	345,951
21111	Other Staff Costs	16,080,000	16,080,000	13,401,721	2,678,279	2,678,279
21111001	Wages	50,000	50,000	-	50,000	50,000
21111002	Travelling and Transport	14,500,000	14,500,000	11,874,646	2,625,354	2,625,354
21111100	Overtime	1,500,000	1,500,000	1,500,000	-	-
21111200	Staff Welfare	30,000	30,000	27,075	2,925	2,925
21210	Social Contributions	1,800,000	1,800,000	1,625,535	174,465	174,465
22	Goods and Services	53,300,000	53,500,000	27,893,561	25,406,439	25,606,439
22010	Cost of Utilities	7,100,000	7,100,000	5,252,137	1,847,863	1,847,863
22020	Fuel and Oil	3,100,000	3,100,000	2,355,297	744,703	744,703
22030	Rent	3,560,000	3,560,000	3,313,282	246,718	246,718
22040	Office Equipment and Furniture	700,000	700,000	487,827	212,173	212,173
22050	Office Expenses	315,000	315,000	241,651	73,349	73,349
22060	Maintenance	6,150,000	6,150,000	4,438,269	1,711,731	1,711,731
22070	Cleaning Services	5,450,000	5,450,000	3,853,854	1,596,146	1,596,146
22070006	<i>of which</i>					
22070006	Cleaning of Office Premises	5,400,000	5,400,000	3,852,704	1,547,296	1,547,296
22090	Security Services	3,200,000	3,200,000	2,016,951	1,183,049	1,183,049
22100	Publications and Stationery	1,265,000	1,465,000	827,942	437,059	637,059
22120	Fees	9,150,000	9,150,000	1,160,714	7,989,286	7,989,286
22120007	<i>of which</i>					
22120007	Fees for Training (EU Funded)	1,000,000	1,000,000	373,270	626,730	626,730
22120024	Fees icw Capacity Building Programme	6,900,000	6,900,000	475,488	6,424,512	6,424,512
22120024	<i>of which</i>					
22120024	Sea Cucumber Project (Funded by Australia)	6,600,000	6,600,000	287,114	6,312,886	6,312,886
22130	Studies and Surveys	2,300,000	2,300,000	-	2,300,000	2,300,000

STATEMENT D 1

Detailed Statement of Expenditure of the Consolidated Fund
for the financial year 2019-2020

Item No.	Details	Appropriation (a) Rs	Total Provisions* (b) Rs	Actual Expenditure (c) Rs	(Over)/Under Appropriation (a-c) Rs	(Over)/Under Total Provisions (b-c) Rs
Sub-Head 19-201: Fisheries Development - continued						
22	Goods and Services - contd.					
	<i>of which</i>					
22130002	Surveys (EU Funded)	2,250,000	2,250,000	-	2,250,000	2,250,000
22150	Scientific and Laboratory Equipment and Supplies	3,400,000	3,400,000	468,759	2,931,241	2,931,241
22170	Travelling within the Republic of Mauritius	200,000	200,000	52,929	147,071	147,071
22900	Other Goods and Services <i>of which</i>	7,410,000	7,410,000	3,423,949	3,986,051	3,986,051
22900020	Requisites icw Fishing Activities	1,800,000	1,800,000	1,513,399	286,601	286,601
22900030	Safety and Security Equipment for Fishers	1,000,000	1,000,000	-	1,000,000	1,000,000
22900099	Miscellaneous Expenses <i>of which</i>	1,100,000	1,100,000	365,411	734,589	734,589
	Sea Grass Restoration and Conservation Programme	600,000	600,000	-	600,000	600,000
22900903	Awareness Campaign (Conservation and Protection of Marine Environment and Bio Diversity)	200,000	200,000	17,800	182,200	182,200
22900922	Conferences/Seminars/Work shops (EU Funded)	950,000	950,000	325,387	624,613	624,613
22900926	Fish Fingerlings icw Marine Ranching Project	1,000,000	1,000,000	143,325	856,675	856,675
26	Grants	11,650,000	11,650,000	11,281,736	368,264	368,264
26210	Contribution to International Organisations	4,350,000	4,350,000	3,989,736	360,264	360,264
26210095	Indian Ocean Tuna Commission (IOTC)	2,700,000	2,700,000	2,700,000	-	-
26210096	Indian Ocean Rim Association for Regional Cooperation (IOR-ARC)	300,000	300,000	289,937	10,063	10,063
26210155	Indian Ocean South East Asian (IOSEA) Marine Turtle Conservation Programme	350,000	350,000	-	350,000	350,000
26210165	Southern Indian Ocean Fisheries Agreement (SIOFA)	1,000,000	1,000,000	999,800	200	200
26313	Extra-Budgetary Units	7,300,000	7,300,000	7,292,000	8,000	8,000
26313018	Fishermen Welfare Fund	7,300,000	7,300,000	7,292,000	8,000	8,000
28	Other Expense	1,450,000	3,050,000	2,557,142	(1,107,142)	492,858
28212	Transfers to Households	600,000	600,000	200,000	400,000	400,000
28212002	Compensation to Net Fishermen	400,000	400,000	-	400,000	400,000
28212016	Compensation to Heirs of Fishermen icw Accidental Death at Sea	200,000	200,000	200,000	-	-
28217	Other Expense Not Elsewhere Specified	850,000	2,450,000	2,357,142	(1,507,142)	92,858
28217001	Insurance <i>of which</i>	850,000	2,450,000	2,357,142	(1,507,142)	92,858
	Group Life Insurance Scheme	550,000	550,000	550,000	-	-
Capital Expenditure		70,500,000	72,553,000	37,845,498	32,654,502	34,707,502
28	Other Expense	16,000,000	16,000,000	-	16,000,000	16,000,000
28225	Transfers to Private Enterprises	16,000,000	16,000,000	-	16,000,000	16,000,000

STATEMENT D 1

Detailed Statement of Expenditure of the Consolidated Fund
for the financial year 2019-2020

Item No.	Details	Appropriation (a) Rs	Total Provisions* (b) Rs	Actual Expenditure (c) Rs	(Over)/Under Appropriation (a-c) Rs	(Over)/Under Total Provisions (b-c) Rs
Sub-Head 19-201: Fisheries Development - continued						
28	Other Expense - contd.					
28225008	Off Lagoon Fishing Scheme	16,000,000	16,000,000	-	16,000,000	16,000,000
	(a) Purchase of Canotte	4,000,000	4,000,000	-	4,000,000	4,000,000
	(b) Purchase of Semi-Industrial Fishing Boat	12,000,000	12,000,000	-	12,000,000	12,000,000
31	Acquisition of Non-Financial Assets	54,500,000	56,553,000	37,845,498	16,654,502	18,707,502
31112	Non-Residential Buildings	18,690,000	18,847,600	8,040,145	10,649,855	10,807,455
31112009	Construction of Fish Landing Stations (Grand Gaube)	2,500,000	2,657,600	2,549,786	(49,786)	107,814
31112010	Construction of Fisheries Posts - Case Noyale	8,700,000	8,700,000	2,693,899	6,006,101	6,006,101
31112032	Construction of Marine Park Centre - Blue Bay	1,400,000	1,400,000	-	1,400,000	1,400,000
31112410	Upgrading of Fisheries Posts	1,590,000	1,590,000	759,397	830,603	830,603
31112432	Upgrading of Marine Park Centre	2,000,000	2,000,000	-	2,000,000	2,000,000
31112442	Upgrading of AFRC	2,500,000	2,500,000	2,037,063	462,937	462,937
31121	Transport Equipment	15,700,000	27,025,000	26,673,902	(10,973,902)	351,098
31121801	Acquisition of Vehicles	2,700,000	1,500,000	1,150,000	1,550,000	350,000
31121803	Acquisition of Patrol Vessels	1,000,000	2,472,000	2,471,183	(1,471,183)	817
31121999	Acquisition of other Transport Equipment (Multi-Purpose Support Vessel-Fisheries)	12,000,000	23,053,000	23,052,718	(11,052,718)	282
31122	Other Machinery and Equipment	15,810,000	6,380,400	717,635	15,092,366	5,662,766
31122802	Acquisition of IT Equipment	2,100,000	1,828,000	265,754	1,834,247	1,562,247
31122804	Acquisition of Laboratory Equipment	600,000	600,000	-	600,000	600,000
31122805	Acquisition of Security Equipment	500,000	500,000	451,881	48,119	48,119
31122999	Acquisition of Other Machinery and Equipment of which	12,610,000	3,452,400	-	12,610,000	3,452,400
	(a) Acquisition of Ice Making Machine	10,000,000	1,000,000	-	10,000,000	1,000,000
	(b) Smartphones with GPS application	2,000,000	1,842,400	-	2,000,000	1,842,400
31132	Intangible Assets	4,300,000	4,300,000	2,413,818	1,886,182	1,886,182
31132801	Acquisition of Software - Electronic Catch Reporting System (EU funded)	4,300,000	4,300,000	2,413,818	1,886,182	1,886,182
Total - Sub-Head 19-201: Fisheries Development		321,000,000	323,053,000	239,731,167	81,268,833	83,321,833
Sub-Head 19-202: Certification of Seafood Products for Exports: Competent Authority						
Recurrent Expenditure		13,500,000	13,500,000	11,502,982	1,997,018	1,997,018
21	Compensation of Employees	7,989,000	7,989,000	6,671,666	1,317,334	1,317,334
21110	Personal Emoluments	6,764,000	6,594,000	5,369,067	1,394,933	1,224,933
21110001	Basic Salary	5,004,000	4,834,000	4,490,067	513,933	343,933
21110002	Salary Compensation	160,000	160,000	160,000	-	-
21110004	Allowances	1,000,000	1,000,000	328,511	671,489	671,489
21110006	Cash in lieu of Leave	175,000	175,000	57,297	117,703	117,703
21110009	End-of-year Bonus	425,000	425,000	333,193	91,807	91,807
21111	Other Staff Costs	1,155,000	1,325,000	1,237,324	(82,324)	87,676
21111002	Travelling and Transport	950,000	950,000	950,000	-	-
21111100	Overtime	200,000	370,000	284,424	(84,424)	85,576

STATEMENT D 1

Detailed Statement of Expenditure of the Consolidated Fund
for the financial year 2019-2020

Item No.	Details	Appropriation (a) Rs	Total Provisions* (b) Rs	Actual Expenditure (c) Rs	(Over)/Under Appropriation (a-c) Rs	(Over)/Under Total Provisions (b-c) Rs
Sub-Head 19-202: Certification of Seafood Products for Exports: Competent Authority - continued						
21	Compensation of Employees - contd.					
21111200	Staff Welfare	5,000	5,000	2,900	2,100	2,100
21210	Social Contributions	70,000	70,000	65,274	4,726	4,726
22	Goods and Services	5,511,000	5,511,000	4,831,316	679,684	679,684
22010	Cost of Utilities	310,000	310,000	267,542	42,458	42,458
22020	Fuel and Oil	200,000	200,000	125,065	74,935	74,935
22030	Rent	1,830,000	1,830,000	1,773,726	56,274	56,274
22040	Office Equipment and Furniture	100,000	100,000	37,340	62,660	62,660
22050	Office Expenses	35,000	35,000	31,483	3,517	3,517
22060	Maintenance	226,000	226,000	126,331	99,669	99,669
22100	Publications and Stationery	75,000	120,000	94,039	(19,039)	25,961
22120	Fees	2,675,000	2,630,000	2,361,646	313,354	268,354
	<i>of which</i>					
22120028	Fees for Laboratory Test	2,500,000	2,455,000	2,359,646	140,354	95,354
22900	Other Goods and Services	60,000	60,000	14,145	45,855	45,855
Total - Sub-Head 19-202: Certification of Seafood Products for Exports: Competent Authority		13,500,000	13,500,000	11,502,982	1,997,018	1,997,018
Total - Vote 19-2: Fisheries		334,500,000	336,553,000	251,234,149	83,265,851	85,318,851
Total - Ministry of Ocean Economy, Marine Resources, Fisheries and		694,500,000	694,500,000	510,599,274	183,900,726	183,900,726
Vote 20-1: Ministry of Labour, Industrial Relations, Employment and Training						
Sub-Head 20-101: General						
Recurrent Expenditure		87,200,000	86,940,000	76,976,425	10,223,575	9,963,575
20	Allowance to Minister	2,400,000	2,400,000	2,400,000	-	-
20100	Annual Allowance	2,400,000	2,400,000	2,400,000	-	-
21	Compensation of Employees	66,747,000	66,747,000	61,812,055	4,934,945	4,934,945
21110	Personal Emoluments	58,652,000	58,652,000	53,934,650	4,717,350	4,717,350
21110001	Basic Salary	45,517,000	45,517,000	41,418,730	4,098,270	4,098,270
21110002	Salary Compensation	1,700,000	1,700,000	1,694,458	5,542	5,542
21110004	Allowances	2,000,000	2,000,000	1,614,962	385,038	385,038
21110005	Extra Assistance	3,735,000	3,735,000	3,734,173	827	827
21110006	Cash in lieu of Leave	1,900,000	1,900,000	1,741,794	158,206	158,206
21110009	End-of-year Bonus	3,800,000	3,800,000	3,730,533	69,467	69,467
21111	Other Staff Costs	7,195,000	7,195,000	6,998,663	196,337	196,337
21111001	Wages	310,000	310,000	219,240	90,760	90,760
21111002	Travelling and Transport	5,000,000	5,000,000	4,941,136	58,864	58,864
21111100	Overtime	1,785,000	1,785,000	1,738,287	46,713	46,713
21111200	Staff Welfare	100,000	100,000	100,000	-	-
21210	Social Contributions	900,000	900,000	878,741	21,259	21,259
22	Goods and Services	18,053,000	17,793,000	12,764,370	5,288,630	5,028,630
22010	Cost of Utilities	2,545,000	2,545,000	1,828,627	716,373	716,373
22020	Fuel and Oil	600,000	600,000	423,590	176,410	176,410
22030	Rent	6,673,000	6,673,000	6,203,842	469,158	469,158
22040	Office Equipment and Furniture	600,000	600,000	525,041	74,959	74,959
22050	Office Expenses	860,000	860,000	670,041	189,959	189,959
22060	Maintenance	1,120,000	1,120,000	680,692	439,308	439,308
22070	Cleaning Services	120,000	120,000	118,820	1,180	1,180
22100	Publications and Stationery	1,295,000	1,295,000	1,137,274	157,726	157,726

STATEMENT D 1

Detailed Statement of Expenditure of the Consolidated Fund
for the financial year 2019-2020

Item No.	Details	Appropriation (a) Rs	Total Provisions* (b) Rs	Actual Expenditure (c) Rs	(Over)/Under Appropriation (a-c) Rs	(Over)/Under Total Provisions (b-c) Rs
Sub-Head 20-101: General - continued						
22	Goods and Services - contd.					
22120	Fees	390,000	390,000	-	390,000	390,000
22900	Other Goods and Services	3,850,000	3,590,000	1,176,443	2,673,557	2,413,557
	<i>of which</i>					
22900032	Organisation of Labour Day and other Events	500,000	500,000	79,544	420,456	420,456
22900955	Gender Mainstreaming	200,000	200,000	-	200,000	200,000
22900967	National Wage Consultative Council	2,800,000	2,540,000	776,650	2,023,350	1,763,350
Total - Sub-Head 20-101: General		87,200,000	86,940,000	76,976,425	10,223,575	9,963,575
Sub-Head 20-102: Labour and Employment Relations Management						
Recurrent Expenditure		191,100,000	191,360,000	167,079,370	24,020,630	24,280,630
21	Compensation of Employees	132,067,000	131,567,000	116,824,265	15,242,735	14,742,735
21110	Personal Emoluments	115,197,000	114,697,000	103,251,537	11,945,463	11,445,463
21110001	Basic Salary	94,997,000	94,497,000	84,489,260	10,507,740	10,007,740
21110002	Salary Compensation	2,600,000	2,600,000	2,591,511	8,489	8,489
21110004	Allowances	5,200,000	5,200,000	4,520,308	679,692	679,692
21110006	Cash in lieu of Leave	4,200,000	4,200,000	4,126,707	73,293	73,293
21110009	End-of-year Bonus	8,200,000	8,200,000	7,523,752	676,248	676,248
21111	Other Staff Costs	15,470,000	15,470,000	12,376,956	3,093,044	3,093,044
21111001	Wages	220,000	220,000	211,680	8,320	8,320
21111002	Travelling and Transport	15,000,000	15,000,000	11,920,188	3,079,812	3,079,812
21111100	Overtime	100,000	100,000	95,088	4,912	4,912
21111200	Staff Welfare	150,000	150,000	150,000	-	-
21210	Social Contributions	1,400,000	1,400,000	1,195,773	204,227	204,227
22	Goods and Services	47,588,000	48,348,000	39,720,462	7,867,538	8,627,538
22010	Cost of Utilities	7,115,000	7,615,000	7,176,274	(61,274)	438,726
22030	Rent	25,805,000	25,805,000	23,424,356	2,380,644	2,380,644
22040	Office Equipment and Furniture	2,150,000	2,150,000	1,342,544	807,456	807,456
22050	Office Expenses	2,340,000	2,340,000	1,838,053	501,947	501,947
22060	Maintenance	1,590,000	1,590,000	927,286	662,714	662,714
22070	Cleaning Services	265,000	265,000	250,706	14,294	14,294
22090	Security Services	200,000	200,000	97,060	102,940	102,940
22100	Publications and Stationery	2,080,000	2,080,000	1,887,402	192,599	192,599
22120	Fees	2,433,000	2,693,000	1,569,690	863,310	1,123,310
22170	Travelling within the Republic of Mauritius	110,000	110,000	61,140	48,860	48,860
22900	Other Goods and Services	3,500,000	3,500,000	1,145,952	2,354,048	2,354,048
	<i>of which</i>					
22900974	Decent Work Country Programme (Second Generation)	1,500,000	1,500,000	-	1,500,000	1,500,000
26	Grants	11,445,000	11,445,000	10,534,643	910,357	910,357
26210	Contribution to International Organisations	3,445,000	3,445,000	2,534,643	910,357	910,357
26210098	International Labour Organisation	1,800,000	1,800,000	1,640,173	159,827	159,827
26210099	African Regional Labour Administration Centre	1,645,000	1,645,000	894,471	750,529	750,529
26313	Extra-Budgetary Units	8,000,000	8,000,000	8,000,000	-	-
26313013	Manufacturing Sector Workers Welfare Fund	4,000,000	4,000,000	4,000,000	-	-
26313092	Trade Union Trust Fund	4,000,000	4,000,000	4,000,000	-	-
Capital Expenditure		7,800,000	7,800,000	4,546,389	3,253,611	3,253,611
31	Acquisition of Non-Financial Assets	7,800,000	7,800,000	4,546,389	3,253,611	3,253,611
31121	Transport Equipment	-	1,400,000	1,265,000	(1,265,000)	135,000

STATEMENT D 1

Detailed Statement of Expenditure of the Consolidated Fund
for the financial year 2019-2020

Item No.	Details	Appropriation (a) Rs	Total Provisions* (b) Rs	Actual Expenditure (c) Rs	(Over)/Under Appropriation (a-c) Rs	(Over)/Under Total Provisions (b-c) Rs
Sub-Head 20-102: Labour and Employment Relations Management - continued						
31	Acquisition of Non-Financial Assets - contd.					
31121801	Acquisition of Vehicles	-	1,400,000	1,265,000	(1,265,000)	135,000
31122	Other Machinery and Equipment	4,200,000	4,200,000	3,281,389	918,611	918,611
31122802	Acquisition of IT Equipment	4,200,000	4,200,000	3,281,389	918,611	918,611
	(a) Acquisition of IT Equipment	1,000,000	1,000,000	628,360	371,640	371,640
	(b) Digital Court Recording System	3,200,000	3,200,000	2,653,029	546,971	546,971
31132	Intangible Assets	3,600,000	2,200,000	-	3,600,000	2,200,000
31132113	Computerisation of the Occupational Safety and Health (OSH) Division	3,600,000	2,200,000	-	3,600,000	2,200,000
Total - Sub-Head 20-102: Labour and Employment Relations Management		198,900,000	199,160,000	171,625,759	27,274,241	27,534,241
Sub-Head 20-103: Registration of Associations and Trade Unions						
Recurrent Expenditure		18,600,000	18,600,000	14,780,259	3,819,741	3,819,741
21	Compensation of Employees	12,825,000	12,825,000	10,658,428	2,166,572	2,166,572
21110	Personal Emoluments	11,455,000	11,455,000	9,813,851	1,641,149	1,641,149
21110001	Basic Salary	9,280,000	9,280,000	8,003,730	1,276,270	1,276,270
21110002	Salary Compensation	300,000	300,000	295,445	4,555	4,555
21110004	Allowances	600,000	600,000	481,474	118,526	118,526
21110006	Cash in lieu of Leave	500,000	500,000	350,208	149,792	149,792
21110009	End-of-year Bonus	775,000	775,000	682,994	92,006	92,006
21111	Other Staff Costs	1,250,000	1,250,000	740,203	509,797	509,797
21111002	Travelling and Transport	1,200,000	1,200,000	690,203	509,797	509,797
21111200	Staff Welfare	50,000	50,000	50,000	-	-
21210	Social Contributions	120,000	120,000	104,373	15,627	15,627
22	Goods and Services	5,775,000	5,775,000	4,121,831	1,653,169	1,653,169
22010	Cost of Utilities	730,000	730,000	324,355	405,645	405,645
22030	Rent	2,950,000	2,950,000	2,610,758	339,242	339,242
22040	Office Equipment and Furniture	600,000	600,000	213,793	386,207	386,207
22050	Office Expenses	320,000	320,000	256,386	63,614	63,614
22060	Maintenance	485,000	485,000	335,006	149,994	149,994
22070	Cleaning Services	100,000	100,000	80,350	19,650	19,650
22090	Security Services	100,000	100,000	-	100,000	100,000
22100	Publications and Stationery	290,000	290,000	212,885	77,116	77,116
22120	Fees	50,000	50,000	-	50,000	50,000
22170	Travelling within the Republic of Mauritius	30,000	30,000	-	30,000	30,000
22900	Other Goods and Services	120,000	120,000	88,300	31,700	31,700
Capital Expenditure		600,000	600,000	-	600,000	600,000
31	Acquisition of Non-Financial Assets	600,000	600,000	-	600,000	600,000
31132	Intangible Assets	600,000	600,000	-	600,000	600,000
31132401	Computerisation of Registry of Associations	600,000	600,000	-	600,000	600,000
Total - Sub-Head 20-103: Registration of Associations and Trade Unions		19,200,000	19,200,000	14,780,259	4,419,741	4,419,741

STATEMENT D 1

Detailed Statement of Expenditure of the Consolidated Fund
for the financial year 2019-2020

Item No.	Details	Appropriation (a) Rs	Total Provisions* (b) Rs	Actual Expenditure (c) Rs	(Over)/Under Appropriation (a-c) Rs	(Over)/Under Total Provisions (b-c) Rs
Sub-Head 20-104: Employment Facilitation						
Recurrent Expenditure		333,700,000	331,100,000	205,372,139	128,327,861	125,727,861
21	Compensation of Employees	77,710,000	77,710,000	70,958,045	6,751,955	6,751,955
21110	Personal Emoluments	70,150,000	69,650,000	63,483,060	6,666,940	6,166,940
21110001	Basic Salary	59,630,000	59,131,045	53,917,894	5,712,106	5,213,151
21110002	Salary Compensation	2,120,000	2,120,000	2,054,320	65,680	65,680
21110004	Allowances	800,000	798,955	662,818	137,182	136,137
21110006	Cash in lieu of Leave	2,500,000	2,500,000	2,223,838	276,162	276,162
21110009	End-of-year Bonus	5,100,000	5,100,000	4,624,191	475,809	475,809
21111	Other Staff Costs	6,560,000	7,060,000	6,512,255	47,745	547,745
21111002	Travelling and Transport	5,500,000	5,500,000	4,977,280	522,720	522,720
21111100	Overtime	1,000,000	1,500,000	1,477,435	(477,435)	22,565
21111200	Staff Welfare	60,000	60,000	57,540	2,460	2,460
21210	Social Contributions	1,000,000	1,000,000	962,729	37,271	37,271
22	Goods and Services	40,990,000	38,390,000	30,046,882	10,943,118	8,343,118
22010	Cost of Utilities	3,760,000	3,760,000	3,211,375	548,625	548,625
22020	Fuel and Oil	210,000	210,000	200,557	9,443	9,443
22030	Rent	13,900,000	13,900,000	12,260,340	1,639,660	1,639,660
22040	Office Equipment and Furniture	800,000	800,000	576,013	223,987	223,987
22050	Office Expenses	985,000	985,000	895,282	89,718	89,718
22060	Maintenance	2,760,000	2,760,000	2,035,201	724,799	724,799
22070	Cleaning Services	25,000	25,000	20,493	4,507	4,507
22100	Publications and Stationery	5,050,000	2,450,000	1,541,236	3,508,764	908,764
22120	Fees	2,400,000	2,400,000	293,218	2,106,783	2,106,783
22900	Other Goods and Services	11,100,000	11,100,000	9,013,167	2,086,833	2,086,833
	of which					
22900003	Passage Costs (Repatriation of Expatriates)	1,500,000	1,500,000	1,208,047	291,953	291,953
22900903	Awareness Campaign	7,600,000	7,600,000	7,000,000	600,000	600,000
22900948	Employment Outreach Initiative	1,700,000	1,700,000	74,974	1,625,026	1,625,026
28	Other Expense	215,000,000	215,000,000	104,367,212	110,632,788	110,632,788
28212	Transfers to Households	215,000,000	215,000,000	104,367,212	110,632,788	110,632,788
28212028	Employability Enhancement Programme	215,000,000	215,000,000	104,367,212	110,632,788	110,632,788
	(a) Youth Employment Programme	125,000,000	125,000,000	48,462,438	76,537,562	76,537,562
	(b) Women Back to work Programme	15,000,000	15,000,000	1,855,730	13,144,270	13,144,270
	(c) Trainee Engineer Scheme	75,000,000	75,000,000	54,049,045	20,950,955	20,950,955
Capital Expenditure		8,000,000	10,600,000	4,896,195	3,103,805	5,703,805
31	Acquisition of Non-Financial Assets	8,000,000	10,600,000	4,896,195	3,103,805	5,703,805
31122	Other Machinery and Equipment	500,000	500,000	479,200	20,800	20,800
31132	Intangible Assets	7,500,000	10,100,000	4,416,995	3,083,005	5,683,005
31132104	Enhancement of Employment Information Centres (EICs)	3,500,000	6,100,000	4,410,620	(910,620)	1,689,380
	(a) Upgrading of Labour Market Information System (LMIS)	2,000,000	2,000,000	316,620	1,683,380	1,683,380
	(b) Restructuring of EICs	1,500,000	4,100,000	4,094,000	(2,594,000)	6,000

STATEMENT D 1

Detailed Statement of Expenditure of the Consolidated Fund
for the financial year 2019-2020

Item No.	Details	Appropriation (a) Rs	Total Provisions* (b) Rs	Actual Expenditure (c) Rs	(Over)/Under Appropriation (a-c) Rs	(Over)/Under Total Provisions (b-c) Rs
Sub-Head 20-104: Employment Facilitation - continued						
31	Acquisition of Non-Financial Assets - contd.					
31132401	Modernisation of Work Permit System	4,000,000	4,000,000	6,375	3,993,625	3,993,625
Total - Sub-Head 20-104: Employment Facilitation		341,700,000	341,700,000	210,268,334	131,431,666	131,431,666
Total - Vote 20-1: Ministry of Labour, Industrial Relations, Employment and Training		647,000,000	647,000,000	473,650,777	173,349,223	173,349,223
Vote 21-1: Ministry of Housing and Lands						
Sub-Head 21-101: General						
Recurrent Expenditure		131,400,000	132,484,000	121,828,486	9,571,514	10,655,514
20	Allowance to Minister	2,400,000	2,400,000	2,400,000	-	-
20100	Annual Allowance	2,400,000	2,400,000	2,400,000	-	-
21	Compensation of Employees	82,415,000	83,499,000	77,471,055	4,943,945	6,027,945
21110	Personal Emoluments	73,465,000	72,392,000	66,391,088	7,073,912	6,000,912
21110001	Basic Salary	57,619,000	57,619,000	52,940,172	4,678,828	4,678,828
21110002	Salary Compensation	1,800,000	2,227,000	2,204,473	(404,473)	22,527
21110004	Allowances	3,000,000	3,000,000	2,075,061	924,939	924,939
21110005	Extra Assistance	3,500,000	2,000,000	1,971,279	1,528,721	28,721
21110006	Cash in lieu of Leave	2,600,000	2,600,000	2,433,262	166,738	166,738
21110009	End-of-year Bonus	4,946,000	4,946,000	4,766,842	179,158	179,158
21111	Other Staff Costs	8,125,000	10,282,000	10,255,948	(2,130,948)	26,052
21111002	Travelling and Transport	5,600,000	5,787,000	5,770,521	(170,521)	16,479
21111100	Overtime	2,500,000	4,470,000	4,462,427	(1,962,427)	7,573
21111200	Staff Welfare	25,000	25,000	23,000	2,000	2,000
21210	Social Contributions	825,000	825,000	824,019	981	981
22	Goods and Services	46,585,000	46,585,000	41,957,431	4,627,569	4,627,569
22010	Cost of Utilities	3,575,000	3,505,000	2,859,971	715,029	645,029
22020	Fuel and Oil	1,200,000	1,200,000	794,679	405,321	405,321
22030	Rent	32,230,000	32,230,000	31,994,208	235,792	235,792
22040	Office Equipment and Furniture	700,000	700,000	689,627	10,374	10,374
22050	Office Expenses	1,000,000	1,100,000	1,085,454	(85,454)	14,546
22060	Maintenance	4,200,000	4,200,000	1,560,196	2,639,804	2,639,804
22070	Cleaning Services	290,000	290,000	229,765	60,235	60,235
22100	Publications and Stationery	1,470,000	1,440,000	1,376,628	93,372	63,372
22120	Fees	800,000	800,000	705,805	94,195	94,195
22900	Other Goods and Services	1,120,000	1,120,000	661,099	458,901	458,901
22900955	Gender Mainstreaming	200,000	200,000	152,000	48,000	48,000
Capital Expenditure		1,500,000	1,500,000	-	1,500,000	1,500,000
31	Acquisition of Non-Financial Assets	1,500,000	1,500,000	-	1,500,000	1,500,000
31122	Other Machinery and Equipment	1,500,000	1,500,000	-	1,500,000	1,500,000
Total - Sub-Head 21-101: General		132,900,000	133,984,000	121,828,486	11,071,514	12,155,514
Sub-Head 21-102: Social Housing Development						
Recurrent Expenditure		70,500,000	70,586,000	60,456,947	10,043,053	10,129,053
21	Compensation of Employees	6,720,000	6,806,000	6,338,117	381,883	467,883
21110	Personal Emoluments	6,158,000	6,213,000	5,752,599	405,401	460,401
21110001	Basic Salary	5,267,000	5,267,000	4,994,279	272,721	272,721

STATEMENT D 1

Detailed Statement of Expenditure of the Consolidated Fund
for the financial year 2019-2020

Item No.	Details	Appropriation (a) Rs	Total Provisions* (b) Rs	Actual Expenditure (c) Rs	(Over)/Under Appropriation (a-c) Rs	(Over)/Under Total Provisions (b-c) Rs
Sub-Head 21-102: Social Housing Development - continued						
21	Compensation of Employees - contd.					
21110002	Salary Compensation	85,000	140,000	139,086	(54,086)	914
21110004	Allowances	160,000	160,000	59,007	100,993	100,993
21110006	Cash in lieu of Leave	200,000	200,000	158,745	41,255	41,255
21110009	End-of-year Bonus	446,000	446,000	401,482	44,518	44,518
21111	Other Staff Costs	500,000	531,000	524,257	(24,257)	6,743
21111002	Travelling and Transport	450,000	481,000	474,328	(24,328)	6,672
21111100	Overtime	40,000	40,000	39,928	72	72
21111200	Staff Welfare	10,000	10,000	10,000	-	-
21210	Social Contributions	62,000	62,000	61,261	739	739
22	Goods and Services	1,280,000	1,280,000	794,588	485,412	485,412
22010	Cost of Utilities	80,000	80,000	49,930	30,070	30,070
22020	Fuel and Oil	40,000	40,000	39,143	857	857
22040	Office Equipment and Furniture	120,000	120,000	113,747	6,253	6,253
22050	Office Expenses	100,000	100,000	86,567	13,433	13,433
22060	Maintenance	80,000	80,000	58,980	21,020	21,020
22070	Cleaning Services	100,000	100,000	93,803	6,197	6,197
22100	Publications and Stationery	85,000	85,000	38,756	46,244	46,244
22120	Fees	640,000	640,000	297,190	342,810	342,810
22900	Other Goods and Services	35,000	35,000	16,471	18,529	18,529
25	Subsidies	46,500,000	46,500,000	40,919,146	5,580,854	5,580,854
25110	Non-Financial Public Corporations	18,500,000	18,500,000	12,919,146	5,580,854	5,580,854
25110004	National Housing Development Company Ltd- Housing Loans	18,500,000	18,500,000	12,919,146	5,580,854	5,580,854
25120	Financial Public Corporations	28,000,000	28,000,000	28,000,000	-	-
25120002	Mauritius Housing Company Ltd - Interest Subsidy	28,000,000	28,000,000	28,000,000	-	-
28	Other Expense	16,000,000	16,000,000	12,405,096	3,594,904	3,594,904
28212	Transfers to Households	16,000,000	16,000,000	12,405,096	3,594,904	3,594,904
28212023	Syndics for Maintenance of NHDC Housing Estates	16,000,000	16,000,000	12,405,096	3,594,904	3,594,904
Capital Expenditure		1,375,900,000	1,107,950,000	995,825,853	380,074,147	112,124,147
28	Other Expense	1,345,900,000	1,093,450,000	986,972,163	358,927,837	106,477,837
28222	Transfers to Households	1,345,900,000	1,093,450,000	986,972,163	358,927,837	106,477,837
28222012	Casting of Roof Slab Grant Scheme	125,000,000	89,000,000	88,608,519	36,391,481	391,481
28222013	Rehabilitation of Infrastructure of NHDC Housing Estates	130,700,000	145,200,000	140,870,612	(10,170,612)	4,329,388
28222015	Transfer of Title deeds of ex-CHA Houses	200,000	250,000	221,500	(21,500)	28,500
28222017	Construction of Social Housing Units	1,090,000,000	859,000,000	757,271,531	332,728,469	101,728,469
31	Acquisition of Non-Financial Assets	30,000,000	14,500,000	8,853,690	21,146,310	5,646,310
31113	Other Structures	30,000,000	14,500,000	8,853,690	21,146,310	5,646,310
31113037	Off-site Infrastructure Works for Social Housing	30,000,000	14,500,000	8,853,690	21,146,310	5,646,310
Total - Sub-Head 21-102: Social Housing Development		1,446,400,000	1,178,536,000	1,056,282,800	390,117,200	122,253,200

STATEMENT D 1

Detailed Statement of Expenditure of the Consolidated Fund
for the financial year 2019-2020

Item No.	Details	Appropriation (a) Rs	Total Provisions* (b) Rs	Actual Expenditure (c) Rs	(Over)/Under Appropriation (a-c) Rs	(Over)/Under Total Provisions (b-c) Rs
Sub-Head 21-103: Land Management and Physical Planning						
Recurrent Expenditure		292,800,000	295,255,000	208,921,324	83,878,676	86,333,676
21	Compensation of Employees	155,120,000	153,950,000	144,323,697	10,796,303	9,626,303
21110	Personal Emoluments	139,820,000	138,132,000	128,618,696	11,201,304	9,513,304
21110001	Basic Salary	110,609,000	109,077,000	102,802,921	7,806,079	6,274,079
21110002	Salary Compensation	2,000,000	3,150,000	3,136,477	(1,136,477)	13,523
21110004	Allowances	3,000,000	3,000,000	2,837,341	162,659	162,659
21110005	Extra Assistance	10,520,000	9,214,000	6,537,703	3,982,297	2,676,297
21110006	Cash in lieu of Leave	4,364,000	4,364,000	4,352,782	11,218	11,218
21110009	End-of-year Bonus	9,327,000	9,327,000	8,951,472	375,528	375,528
21111	Other Staff Costs	13,800,000	14,318,000	14,225,706	(425,706)	92,294
21111002	Travelling and Transport	13,380,000	13,698,000	13,614,895	(234,895)	83,105
21111100	Overtime	400,000	600,000	590,810	(190,810)	9,190
21111200	Staff Welfare	20,000	20,000	20,000	-	-
21210	Social Contributions	1,500,000	1,500,000	1,479,295	20,705	20,705
22	Goods and Services	125,845,000	129,552,705	55,756,914	70,088,086	73,795,791
22010	Cost of Utilities	1,500,000	1,500,000	913,822	586,178	586,178
22020	Fuel and Oil	1,200,000	1,200,000	888,377	311,623	311,623
22040	Office Equipment and Furniture	450,000	450,000	433,847	16,153	16,153
22050	Office Expenses	860,000	860,000	577,270	282,730	282,730
22060	Maintenance	42,375,000	46,000,000	45,027,090	(2,652,090)	972,910
22060013	LAVIMS	41,000,000	44,625,000	44,453,776	(3,453,776)	171,224
22070	Cleaning Services	225,000	225,000	203,945	21,055	21,055
22100	Publications and Stationery	2,365,000	2,365,000	2,244,591	120,409	120,409
22120	Fees	3,420,000	3,502,705	3,105,909	314,091	396,796
22120023	Fees icw Oracle License (LAVIMS)	2,270,000	2,352,705	2,352,700	(82,700)	5
22130	Studies and Surveys	21,700,000	21,700,000	1,115,462	20,584,538	20,584,538
22130002	Hydrographic Surveys by Indian Navy	2,000,000	2,000,000	1,115,462	884,538	884,538
22130003	Land Use Planning and Management	19,700,000	19,700,000	-	19,700,000	19,700,000
	of which					
	(a) Review of National Land Development Strategy	15,000,000	15,000,000	-	15,000,000	15,000,000
	(b) Consolidation of Planning Policy Guideline I	200,000	200,000	-	200,000	200,000
	(c) Council of Professional Planners	500,000	500,000	-	500,000	500,000
	(d) New Planning and Development Bill 2019	200,000	200,000	-	200,000	200,000
	(e) Review of the Outline Schemes for Rural Areas	300,000	300,000	-	300,000	300,000
	(f) Smart Mapping GIS Platform for Land Use Planning	1,000,000	1,000,000	-	1,000,000	1,000,000
	(g) Land Survey	2,500,000	2,500,000	-	2,500,000	2,500,000
22900	Other Goods and Services	51,750,000	51,750,000	1,246,602	50,503,398	50,503,398
	of which					
22900001	Uniforms	1,350,000	1,350,000	1,040,834	309,166	309,166
22900986	Expenses icw Land Research and Monitoring Unit	50,000,000	50,000,000	-	50,000,000	50,000,000

STATEMENT D 1

Detailed Statement of Expenditure of the Consolidated Fund
for the financial year 2019-2020

Item No.	Details	Appropriation (a) Rs	Total Provisions* (b) Rs	Actual Expenditure (c) Rs	(Over)/Under Appropriation (a-c) Rs	(Over)/Under Total Provisions (b-c) Rs
Sub-Head 21-103: Land Management and Physical Planning - continued						
26	Grants	11,335,000	11,252,295	8,840,713	2,494,287	2,411,582
26210	Contribution to International Organisations	2,535,000	2,755,000	2,659,098	(124,098)	95,902
26210129	International Hydrographic Organisation	500,000	500,000	489,161	10,839	10,839
26210182	Regional Centre for Mapping of Resources for Development	2,035,000	2,255,000	2,169,937	(134,937)	85,063
26313	Extra-Budgetary Units	8,800,000	8,497,295	6,181,615	2,618,385	2,315,680
26313091	Town and Country Planning Board	8,800,000	8,497,295	6,181,615	2,618,385	2,315,680
28	Other Expense	500,000	500,000	-	500,000	500,000
28211	Transfers to Non-Profit Institutions	500,000	500,000	-	500,000	500,000
28211070	Professional Land Surveyors Council	500,000	500,000	-	500,000	500,000
Capital Expenditure		572,900,000	912,225,000	870,867,314	(297,967,314)	41,357,686
28	Other Expense	100,000	50,000	2,000	98,000	48,000
28222	Transfers to Households	100,000	50,000	2,000	98,000	48,000
28222016	Transfer of Title deeds of land/houses	100,000	50,000	2,000	98,000	48,000
31	Acquisition of Non-Financial Assets	572,800,000	912,175,000	870,865,314	(298,065,314)	41,309,686
31121	Transport Equipment	3,000,000	3,000,000	2,185,000	815,000	815,000
31121801	Acquisition of Vehicles	3,000,000	3,000,000	2,185,000	815,000	815,000
31122	Other Machinery and Equipment	33,400,000	33,400,000	18,568,827	14,831,173	14,831,173
31122802	Acquisition of IT Equipment	1,000,000	1,000,000	922,477	77,523	77,523
31122810	Acquisition of Land Surveying Equipment	15,960,000	15,960,000	2,153,894	13,806,106	13,806,106
31122999	Acquisition of Other Machinery and Equipment	16,440,000	16,440,000	15,492,456	947,544	947,544
31132	Intangible Assets	36,400,000	32,775,000	7,389,159	29,010,841	25,385,841
31132101	LAVIMS Project	29,100,000	25,475,000	5,830,696	23,269,304	19,644,304
	(b) Digital State Land Register	24,000,000	20,375,000	789,096	23,210,904	19,585,904
	(c) Hardware Replacement	5,100,000	5,100,000	5,041,600	58,400	58,400
31132801	Acquisition of Software	7,300,000	7,300,000	1,558,463	5,741,537	5,741,537
31410	Non-Produced Assets	500,000,000	843,000,000	842,722,328	(342,722,328)	277,672
31410801	Acquisition of Land	500,000,000	843,000,000	842,722,328	(342,722,328)	277,672
Total - Sub-Head 21-103: Land Management and Physical Planning		865,700,000	1,207,480,000	1,079,788,638	(214,088,638)	127,691,362
Total - Vote 21-1: Ministry of Housing and Lands		2,445,000,000	2,520,000,000	2,257,899,924	187,100,076	262,100,076
Vote 22-1 : Ministry of Civil Service and Administrative Reforms						
Sub-Head 22-101: General						
Recurrent Expenditure		80,200,000	80,200,000	73,975,738	6,224,262	6,224,262
20	Allowance to Minister	2,400,000	2,400,000	2,400,000	-	-
20100	Annual Allowance	2,400,000	2,400,000	2,400,000	-	-
21	Compensation of Employees	36,545,000	36,545,000	33,420,579	3,124,421	3,124,421
21110	Personal Emoluments	32,125,000	32,125,000	29,465,262	2,659,738	2,659,738
21110001	Basic Salary	24,550,000	24,505,000	22,414,505	2,135,495	2,090,495
21110002	Salary Compensation	755,000	800,000	790,224	(35,224)	9,776
21110004	Allowances	2,100,000	2,100,000	1,883,728	216,272	216,272

STATEMENT D 1

Detailed Statement of Expenditure of the Consolidated Fund
for the financial year 2019-2020

Item No.	Details	Appropriation (a) Rs	Total Provisions* (b) Rs	Actual Expenditure (c) Rs	(Over)/Under Appropriation (a-c) Rs	(Over)/Under Total Provisions (b-c) Rs
Sub-Head 22-101: General - continued						
21	Compensation of Employees - contd.					
21110005	Extra Assistance	1,200,000	1,200,000	1,083,266	116,734	116,734
21110006	Cash in lieu of Leave	1,200,000	1,200,000	1,103,840	96,160	96,160
21110009	End-of-year Bonus	2,320,000	2,320,000	2,189,700	130,300	130,300
21111	Other Staff Costs	4,020,000	4,020,000	3,595,454	424,546	424,546
21111001	Wages	210,000	210,000	202,715	7,285	7,285
21111002	Travelling and Transport	2,800,000	2,800,000	2,732,049	67,951	67,951
21111100	Overtime	1,000,000	1,000,000	660,690	339,310	339,310
21111200	Staff Welfare	10,000	10,000	-	10,000	10,000
21210	Social Contributions	400,000	400,000	359,862	40,138	40,138
22	Goods and Services	41,255,000	41,255,000	38,155,159	3,099,841	3,099,841
22010	Cost of Utilities	5,890,000	5,940,000	5,453,678	436,322	486,322
22020	Fuel and Oil	300,000	300,000	191,113	108,887	108,887
22030	Rent	29,575,000	28,844,000	27,812,026	1,762,974	1,031,974
22040	Office Equipment and Furniture	800,000	1,060,000	1,041,653	(241,653)	18,347
22050	Office Expenses	750,000	775,000	657,079	92,921	117,921
22060	Maintenance	1,200,000	1,475,000	1,137,725	62,275	337,275
22070	Cleaning Services	600,000	721,000	719,958	(119,958)	1,042
22090	Security Services	500,000	500,000	312,000	188,000	188,000
22100	Publications and Stationery	800,000	800,000	611,717	188,283	188,283
22170	Travelling within the Republic of Mauritius	200,000	200,000	18,797	181,203	181,203
22900	Other Goods and Services of which	640,000	640,000	199,413	440,587	440,587
22900955	Gender Mainstreaming	200,000	200,000	-	200,000	200,000
Capital Expenditure		77,000,000	77,000,000	3,092,421	73,907,579	73,907,579
31	Acquisition of Non-Financial Assets	77,000,000	77,000,000	3,092,421	73,907,579	73,907,579
31112	Non-Residential Buildings	40,000,000	40,000,000	2,360,019	37,639,981	37,639,981
31112058	Construction of Civil Service College	40,000,000	40,000,000	2,360,019	37,639,981	37,639,981
31132	Intangible Assets	37,000,000	37,000,000	732,402	36,267,598	36,267,598
31132401	Upgrading of ICT Infrastructure (Integrated Human Resource Management Information System)	37,000,000	37,000,000	732,402	36,267,598	36,267,598
Total - Sub-Head 22-101: General		157,200,000	157,200,000	77,068,159	80,131,841	80,131,841
Sub-Head 22-102: Administrative Reforms in the Civil Service						
Recurrent Expenditure		24,200,000	23,700,000	16,109,713	8,090,287	7,590,287
21	Compensation of Employees	15,176,000	14,676,000	10,922,174	4,253,826	3,753,826
21110	Personal Emoluments	14,196,000	13,696,000	10,126,028	4,069,972	3,569,972
21110001	Basic Salary	12,138,000	11,638,000	8,514,011	3,623,989	3,123,989
21110002	Salary Compensation	358,000	358,000	288,099	69,901	69,901
21110004	Allowances	275,000	275,000	203,236	71,764	71,764
21110006	Cash in lieu of Leave	425,000	425,000	403,382	21,618	21,618
21110009	End-of-year Bonus	1,000,000	1,000,000	717,300	282,700	282,700
21111	Other Staff Costs	805,000	805,000	665,546	139,454	139,454
21111002	Travelling and Transport	750,000	750,000	624,524	125,476	125,476
21111100	Overtime	50,000	50,000	41,022	8,978	8,978
21111200	Staff Welfare	5,000	5,000	-	5,000	5,000
21210	Social Contributions	175,000	175,000	130,599	44,401	44,401

STATEMENT D 1

Detailed Statement of Expenditure of the Consolidated Fund
for the financial year 2019-2020

Item No.	Details	Appropriation (a) Rs	Total Provisions* (b) Rs	Actual Expenditure (c) Rs	(Over)/Under Appropriation (a-c) Rs	(Over)/Under Total Provisions (b-c) Rs
Sub-Head 22-102: Administrative Reforms in the Civil Service - continued						
22	Goods and Services	8,674,000	8,674,000	5,003,301	3,670,699	3,670,699
22030	Rent	100,000	90,500	-	100,000	90,500
22040	Office Equipment and Furniture	160,000	160,000	123,952	36,048	36,048
22050	Office Expenses	100,000	100,000	71,901	28,099	28,099
22060	Maintenance	125,000	125,000	30,423	94,577	94,577
22100	Publications and Stationery	307,000	307,000	267,389	39,611	39,611
22120	Fees	2,100,000	2,100,000	624,000	1,476,000	1,476,000
22130	Studies and Surveys	120,000	120,000	-	120,000	120,000
22900	Other Goods and Services	5,662,000	5,671,500	3,885,636	1,776,364	1,785,864
22900950	<i>of which Improvement of Counter Services</i>	<i>3,500,000</i>	<i>3,500,000</i>	<i>2,343,885</i>	<i>1,156,115</i>	<i>1,156,115</i>
26	Grants	350,000	350,000	184,238	165,762	165,762
26210	Contribution to International Organisations	350,000	350,000	184,238	165,762	165,762
26210027	<i>Commonwealth Association for Public Administration and Management</i>	<i>140,000</i>	<i>140,000</i>	<i>-</i>	<i>140,000</i>	<i>140,000</i>
26210189	<i>African Association of Public Administration and Management (AAPAM)</i>	<i>210,000</i>	<i>210,000</i>	<i>184,238</i>	<i>25,762</i>	<i>25,762</i>
Total - Sub-Head 22-102: Administrative Reforms in the Civil Service		24,200,000	23,700,000	16,109,713	8,090,287	7,590,287
Sub-Head 22-103: Capacity Building in the Civil Service						
Recurrent Expenditure		36,100,000	37,100,000	32,043,073	4,056,927	5,056,927
21	Compensation of Employees	11,565,000	11,445,000	9,493,238	2,071,762	1,951,762
21110	Personal Emoluments	10,515,000	10,375,000	8,489,887	2,025,113	1,885,113
21110001	<i>Basic Salary</i>	<i>8,837,000</i>	<i>8,817,000</i>	<i>7,100,168</i>	<i>1,736,832</i>	<i>1,716,832</i>
21110002	<i>Salary Compensation</i>	<i>343,000</i>	<i>343,000</i>	<i>326,285</i>	<i>16,715</i>	<i>16,715</i>
21110004	<i>Allowances</i>	<i>225,000</i>	<i>225,000</i>	<i>210,650</i>	<i>14,350</i>	<i>14,350</i>
21110006	<i>Cash in lieu of Leave</i>	<i>350,000</i>	<i>350,000</i>	<i>253,615</i>	<i>96,386</i>	<i>96,386</i>
21110009	<i>End-of-year Bonus</i>	<i>760,000</i>	<i>640,000</i>	<i>599,170</i>	<i>160,830</i>	<i>40,830</i>
21111	Other Staff Costs	910,000	930,000	871,567	38,433	58,433
21111002	<i>Travelling and Transport</i>	<i>700,000</i>	<i>720,000</i>	<i>713,554</i>	<i>(13,554)</i>	<i>6,446</i>
21111100	<i>Overtime</i>	<i>200,000</i>	<i>200,000</i>	<i>158,013</i>	<i>41,987</i>	<i>41,987</i>
21111200	<i>Staff Welfare</i>	<i>10,000</i>	<i>10,000</i>	<i>-</i>	<i>10,000</i>	<i>10,000</i>
21210	Social Contributions	140,000	140,000	131,784	8,216	8,216
22	Goods and Services	24,535,000	25,655,000	22,549,835	1,985,165	3,105,165
22040	Office Equipment and Furniture	140,000	140,000	92,750	47,250	47,250
22050	Office Expenses	50,000	50,000	18,840	31,160	31,160
22060	Maintenance	120,000	120,000	72,256	47,744	47,744
22100	Publications and Stationery	765,000	765,000	480,358	284,642	284,642
22120	Fees	23,000,000	24,120,000	21,779,941	1,220,060	2,340,060
22120039	<i>of which Continuous Professional Development for Civil Servants</i>	<i>20,000,000</i>	<i>20,000,000</i>	<i>17,663,100</i>	<i>2,336,900</i>	<i>2,336,900</i>
22900	Other Goods and Services	460,000	460,000	105,690	354,310	354,310
Total - Sub-Head 22-103: Capacity Building in the Civil Service		36,100,000	37,100,000	32,043,073	4,056,927	5,056,927

STATEMENT D 1

Detailed Statement of Expenditure of the Consolidated Fund
for the financial year 2019-2020

Item No.	Details	Appropriation (a) Rs	Total Provisions* (b) Rs	Actual Expenditure (c) Rs	(Over)/Under Appropriation (a-c) Rs	(Over)/Under Total Provisions (b-c) Rs
Sub-Head 22-104: Human Resource Management in the Civil Service						
Recurrent Expenditure		386,300,000	385,800,000	370,075,841	16,224,159	15,724,159
21	Compensation of Employees	334,425,000	333,925,000	320,032,470	14,392,530	13,892,530
21110	Personal Emoluments	323,695,000	323,195,000	310,872,410	12,822,590	12,322,590
21110001	Basic Salary	277,148,000	276,598,000	265,903,419	11,244,581	10,694,581
21110002	Salary Compensation	6,347,000	6,397,000	6,384,532	(37,532)	12,468
21110004	Allowances	2,400,000	2,400,000	1,761,993	638,007	638,007
21110006	Cash in lieu of Leave	14,800,000	14,800,000	14,500,482	299,518	299,518
21110009	End-of-year Bonus	23,000,000	23,000,000	22,321,985	678,015	678,015
21111	Other Staff Costs	7,130,000	7,130,000	6,112,465	1,017,535	1,017,535
21111002	Travelling and Transport	6,300,000	6,300,000	5,528,146	771,854	771,854
21111100	Overtime	800,000	800,000	584,318	215,682	215,682
21111200	Staff Welfare	30,000	30,000	-	30,000	30,000
21210	Social Contributions	3,600,000	3,600,000	3,047,595	552,405	552,405
22	Goods and Services	48,475,000	48,475,000	47,043,371	1,431,629	1,431,629
22040	Office Equipment and Furniture	175,000	175,000	161,520	13,480	13,480
22050	Office Expenses	470,000	470,000	437,811	32,189	32,189
22060	Maintenance	45,125,000	45,125,000	44,126,230	998,770	998,770
	of which					
22060005	IT Equipment	45,000,000	45,000,000	44,025,969	974,031	974,031
22100	Publications and Stationery	1,665,000	1,665,000	1,613,905	51,095	51,095
22120	Fees	700,000	700,000	605,504	94,496	94,496
22170	Travelling within the Republic of Mauritius	200,000	200,000	18,217	181,783	181,783
22900	Other Goods and Services	140,000	140,000	80,185	59,815	59,815
26	Grants	3,400,000	3,400,000	3,000,000	400,000	400,000
26313	Extra-Budgetary Units	3,400,000	3,400,000	3,000,000	400,000	400,000
26313075	Public Officers' Welfare Council	3,400,000	3,400,000	3,000,000	400,000	400,000
Capital Expenditure		5,600,000	5,600,000	1,457,510	4,142,490	4,142,490
31	Acquisition of Non-Financial Assets	5,600,000	5,600,000	1,457,510	4,142,490	4,142,490
31122	Other Machinery and Equipment	5,600,000	5,600,000	1,457,510	4,142,490	4,142,490
31122802	Acquisition of IT Equipment for Electronic Attendance System	5,600,000	5,600,000	1,457,510	4,142,490	4,142,490
Total - Sub-Head 22-104: Human Resource Management in the Civil Service		391,900,000	391,400,000	371,533,351	20,366,649	19,866,649
Sub-Head 22-105: Occupational Safety and Health						
Recurrent Expenditure		26,600,000	26,600,000	22,510,495	4,089,505	4,089,505
21	Compensation of Employees	21,020,000	21,020,000	19,098,866	1,921,134	1,921,134
21110	Personal Emoluments	19,210,000	19,200,000	17,509,519	1,700,481	1,690,481
21110001	Basic Salary	16,180,000	16,139,000	14,624,314	1,555,686	1,514,686
21110002	Salary Compensation	520,000	555,000	550,416	(30,416)	4,584
21110004	Allowances	700,000	700,000	641,171	58,829	58,829
21110006	Cash in lieu of Leave	450,000	456,000	455,915	(5,915)	85
21110009	End-of-year Bonus	1,360,000	1,350,000	1,237,703	122,297	112,297
21111	Other Staff Costs	1,570,000	1,570,000	1,340,754	229,246	229,246
21111002	Travelling and Transport	1,500,000	1,500,000	1,318,376	181,624	181,624
21111100	Overtime	60,000	60,000	22,377	37,623	37,623
21111200	Staff Welfare	10,000	10,000	-	10,000	10,000
21210	Social Contributions	240,000	250,000	248,593	(8,593)	1,407

STATEMENT D 1

Detailed Statement of Expenditure of the Consolidated Fund
for the financial year 2019-2020

Item No.	Details	Appropriation (a) Rs	Total Provisions* (b) Rs	Actual Expenditure (c) Rs	(Over)/Under Appropriation (a-c) Rs	(Over)/Under Total Provisions (b-c) Rs
Sub-Head 22-105: Occupational Safety and Health - continued						
22	Goods and Services	5,580,000	5,580,000	3,411,630	2,168,370	2,168,370
22040	Office Equipment and Furniture	150,000	150,000	99,337	50,663	50,663
22050	Office Expenses	50,000	50,000	28,798	21,203	21,203
22060	Maintenance	65,000	65,000	31,385	33,615	33,615
22100	Publications and Stationery	90,000	90,000	56,050	33,950	33,950
22900	Other Goods and Services	5,225,000	5,225,000	3,196,060	2,028,940	2,028,940
22900934	<i>of which</i> Enhancement of Work Environment in the Civil Service	5,000,000	5,000,000	2,992,903	2,007,097	2,007,097
Total - Sub-Head 22-105: Occupational Safety and Health		26,600,000	26,600,000	22,510,495	4,089,505	4,089,505
Total - Vote 22-1: Ministry of Civil Service and Administrative Reforms		636,000,000	636,000,000	519,264,792	116,735,208	116,735,208
Vote 23-1: Ministry of Financial Services and Good Governance						
Sub-Head 23-101: General						
Recurrent Expenditure		215,300,000	215,100,000	205,701,215	9,598,785	9,398,785
20	Allowance to Minister	2,400,000	2,400,000	2,273,333	126,667	126,667
20100	Annual Allowance	2,400,000	2,400,000	2,273,333	126,667	126,667
21	Compensation of Employees	29,895,000	26,877,000	25,121,960	4,773,040	1,755,040
21110	Personal Emoluments	25,980,000	23,152,000	21,967,222	4,012,778	1,184,778
21110001	Basic Salary	17,780,000	15,277,000	14,730,257	3,049,743	546,743
21110002	Salary Compensation	500,000	500,000	499,998	2	2
21110004	Allowances	1,800,000	1,800,000	1,747,569	52,431	52,431
21110005	Extra Assistance	3,000,000	2,675,000	2,667,373	332,627	7,627
21110006	Cash in lieu of Leave	900,000	900,000	608,266	291,734	291,734
21110009	End-of-year Bonus	2,000,000	2,000,000	1,713,758	286,242	286,242
21111	Other Staff Costs	3,415,000	3,225,000	2,848,758	566,242	376,242
21111001	Wages	200,000	200,000	155,932	44,068	44,068
21111002	Travelling and Transport	2,800,000	2,460,000	2,131,688	668,312	328,312
21111100	Overtime	400,000	550,000	549,998	(149,998)	2
21111200	Staff Welfare	15,000	15,000	11,140	3,860	3,860
21210	Social Contributions	500,000	500,000	305,980	194,020	194,020
22	Goods and Services	24,505,000	27,323,000	24,909,921	(404,921)	2,413,079
22010	Cost of Utilities	2,340,000	2,386,000	2,158,060	181,940	227,940
22020	Fuel and Oil	400,000	400,000	222,550	177,450	177,450
22030	Rent	10,900,000	12,670,000	12,422,341	(1,522,341)	247,659
22040	Office Equipment and Furniture	400,000	1,400,000	568,653	(168,653)	831,347
22050	Office Expenses	510,000	540,000	490,259	19,741	49,741
22060	Maintenance	430,000	697,000	647,135	(217,135)	49,865
22070	Cleaning Services	100,000	100,000	71,300	28,700	28,700
22100	Publications and Stationery	860,000	1,160,000	895,846	(35,846)	264,154
22120	Fees	7,050,000	6,355,000	6,184,790	865,210	170,210
22900	Other Goods and Services	1,515,000	1,615,000	1,248,988	266,012	366,012
22900922	<i>of which</i> Conferences/Seminars/Work shops	1,000,000	1,000,000	798,727	201,273	201,273
22900955	Gender Mainstreaming	200,000	200,000	150,000	50,000	50,000

STATEMENT D 1

Detailed Statement of Expenditure of the Consolidated Fund
for the financial year 2019-2020

Item No.	Details	Appropriation (a) Rs	Total Provisions* (b) Rs	Actual Expenditure (c) Rs	(Over)/Under Appropriation (a-c) Rs	(Over)/Under Total Provisions (b-c) Rs
Sub-Head 23-101: General - continued						
26	Grants	158,500,000	158,500,000	153,396,000	5,104,000	5,104,000
26313	Extra-Budgetary Units	158,500,000	158,500,000	153,396,000	5,104,000	5,104,000
26313008	Competition Commission	30,000,000	30,000,000	30,000,000	-	-
26313016	Financial Reporting Council	30,000,000	30,000,000	29,996,000	4,000	4,000
26313064	National Productivity and Competitiveness Council of which	52,000,000	52,000,000	46,900,000	5,100,000	5,100,000
	Technical Assistance from World Bank	5,000,000	5,000,000	4,343,315	656,685	656,685
26313114	National Committee on Corporate Governance	1,500,000	1,500,000	1,500,000	-	-
26313140	Integrity Reporting Services Agency	45,000,000	45,000,000	45,000,000	-	-
Capital Expenditure		8,300,000	8,300,000	4,257,048	4,042,952	4,042,952
26	Grants	7,300,000	7,300,000	3,911,518	3,388,482	3,388,482
26323	Extra-Budgetary Units	7,300,000	7,300,000	3,911,518	3,388,482	3,388,482
26323008	Competition Commission	1,000,000	1,000,000	125,810	874,190	874,190
26323016	Financial Reporting Council	1,100,000	1,100,000	785,708	314,292	314,292
26323064	National Productivity and Competitiveness Council	2,200,000	2,200,000	-	2,200,000	2,200,000
26323140	Integrity Reporting Services Agency	3,000,000	3,000,000	3,000,000	-	-
31	Acquisition of Non-Financial Assets	1,000,000	1,000,000	345,530	654,470	654,470
31122	Other Machinery and Equipment	300,000	300,000	122,323	177,677	177,677
31122802	Acquisition of IT Equipment	300,000	300,000	122,323	177,677	177,677
31132	Intangible Assets	200,000	200,000	4,485	195,515	195,515
31132801	Acquisition of Software	200,000	200,000	4,485	195,515	195,515
31133	Furniture, Fixtures and Fittings	500,000	500,000	218,722	281,278	281,278
Total - Sub-Head 23-101: General		223,600,000	223,400,000	209,958,263	13,641,737	13,441,737
Sub-Head 23-102: Financial Services						
Recurrent Expenditure		26,400,000	26,600,000	25,511,487	888,513	1,088,513
21	Compensation of Employees	9,400,000	9,400,000	8,405,162	994,838	994,838
21110	Personal Emoluments	7,700,000	7,700,000	7,470,529	229,471	229,471
21110005	Extra Assistance	7,000,000	7,000,000	6,993,486	6,514	6,514
21110009	End-of-year Bonus	700,000	700,000	477,043	222,957	222,957
21111	Other Staff Costs	1,500,000	1,500,000	734,760	765,240	765,240
21111002	Travelling and Transport	1,500,000	1,500,000	734,760	765,240	765,240
21210	Social Contributions	200,000	200,000	199,873	127	127
22	Goods and Services	1,300,000	1,500,000	1,406,327	(106,327)	93,673
22900	Other Goods and Services	1,300,000	1,500,000	1,406,327	(106,327)	93,673
22900922	Conferences/Seminars/Work shops	1,000,000	1,200,000	1,106,405	(106,405)	93,595
26	Grants	15,700,000	15,700,000	15,699,999	1	1
26210	Contribution to International Organisations	2,700,000	2,700,000	2,699,999	1	1
26210036	Eastern and Southern Africa Anti-Money Laundering	2,700,000	2,700,000	2,699,999	1	1

STATEMENT D 1

Detailed Statement of Expenditure of the Consolidated Fund
for the financial year 2019-2020

Item No.	Details	Appropriation (a) Rs	Total Provisions* (b) Rs	Actual Expenditure (c) Rs	(Over)/Under Appropriation (a-c) Rs	(Over)/Under Total Provisions (b-c) Rs
Sub-Head 23-102: Financial Services - continued						
26	Grants - contd.					
26313	Extra-Budgetary Units	13,000,000	13,000,000	13,000,000	-	-
26313152	Financial Services Institute Co. Ltd	13,000,000	13,000,000	13,000,000	-	-
Total - Sub-Head 23-102: Financial Services		26,400,000	26,600,000	25,511,487	888,513	1,088,513
Total - Vote 23-1: Ministry of Financial Services and Good Governance		250,000,000	250,000,000	235,469,750	14,530,250	14,530,250
Centralised Services of Government						
Vote 24-1: Centrally Managed Expenses of Government						
Recurrent Expenditure		2,525,300,000	2,525,300,000	2,077,726,080	447,573,920	447,573,920
21	Compensation of Employees	2,170,000,000	2,170,000,000	1,807,565,205	362,434,795	362,434,795
21110	Personal Emoluments	725,000,000	725,000,000	556,792,059	168,207,941	168,207,941
21110006	Cash in lieu of Leave (on retirement)	725,000,000	725,000,000	556,792,059	168,207,941	168,207,941
	(a) Refund of Sick Leave	375,000,000	375,000,000	294,194,236	80,805,764	80,805,764
	(b) Refund of Vacation Leave	350,000,000	350,000,000	262,597,823	87,402,177	87,402,177
21111	Other Staff Costs	860,000,000	860,000,000	740,779,261	119,220,739	119,220,739
21111300	Passage Benefits	10,000,000	10,000,000	4,080,064	5,919,936	5,919,936
21111350	Allowance in Lieu of Passages	850,000,000	850,000,000	736,699,197	113,300,803	113,300,803
21210	Social Contributions	585,000,000	585,000,000	509,993,886	75,006,114	75,006,114
21210002	Defined Contribution Pension Scheme	500,000,000	500,000,000	429,344,890	70,655,110	70,655,110
21210003	Civil Service Family Protection Scheme	85,000,000	85,000,000	80,648,996	4,351,004	4,351,004
22	Goods and Services	128,000,000	129,988,000	71,305,004	56,694,996	58,682,996
22120	Fees	4,000,000	4,000,000	2,324,985	1,675,015	1,675,015
22120003	Commissions of Enquiry and Committees	4,000,000	4,000,000	2,324,985	1,675,015	1,675,015
22180	Mission Expenses (Ministers, Delegates and Officials)	120,000,000	122,000,000	68,897,737	51,102,263	53,102,263
22900	Other Goods and Services	4,000,000	3,988,000	82,282	3,917,718	3,905,718
26	Grants	57,000,000	57,000,000	57,000,000	-	-
26313	Extra-Budgetary Units	57,000,000	57,000,000	57,000,000	-	-
26313035	Mauritius Ex-Services Trust Fund Board	57,000,000	57,000,000	57,000,000	-	-
28	Other Expense	170,300,000	168,312,000	141,855,871	28,444,129	26,456,129
28211	Transfers to Non-Profit Institutions	93,800,000	93,800,000	88,598,731	5,201,269	5,201,269
28211024	Financial Support to Religious Bodies	93,800,000	93,800,000	88,598,731	5,201,269	5,201,269
28217	Other	76,500,000	74,512,000	53,257,140	23,242,860	21,254,860
	of which					
28217002	Compensation arising out of Government Liability	50,000,000	28,000,000	9,290,187	40,709,813	18,709,813
28217003	Refund of Revenue	20,000,000	40,000,000	37,981,073	(17,981,073)	2,018,927
28217004	Refund of Employee's Contribution	6,300,000	6,300,000	5,774,355	525,645	525,645
Total - Vote 24-1: Centrally Managed Expenses of Government		2,525,300,000	2,525,300,000	2,077,726,080	447,573,920	447,573,920

STATEMENT D 1

Detailed Statement of Expenditure of the Consolidated Fund
for the financial year 2019-2020

Item No.	Details	Appropriation (a) Rs	Total Provisions* (b) Rs	Actual Expenditure (c) Rs	(Over)/Under Appropriation (a-c) Rs	(Over)/Under Total Provisions (b-c) Rs
Vote 25-1: Centrally Managed Initiatives of Government						
Recurrent Expenditure		1,901,500,000	16,112,460,097	12,851,344,636	(10,949,844,636)	3,261,115,461
21	Compensation of Employees	765,000,000	672,257,497	521,441,006	243,558,994	150,816,491
21110	Personal Emoluments	565,000,000	558,599,997	521,441,006	43,558,994	37,158,991
21110010	Service to Mauritius Programme	55,000,000	48,599,997	35,794,512	19,205,488	12,805,485
21110014	Interim Allowance icw PRB	510,000,000	510,000,000	485,646,494	24,353,506	24,353,506
21120	Other Benefits	200,000,000	113,657,500	-	200,000,000	113,657,500
21120001	Medical Insurance Scheme	200,000,000	113,657,500	-	200,000,000	113,657,500
22	Goods and Services	40,000,000	41,442,500	12,071,455	27,928,545	29,371,045
22120	Fees	30,000,000	30,000,000	10,628,955	19,371,045	19,371,045
22120040	Expert Skills Scheme	30,000,000	30,000,000	10,628,955	19,371,045	19,371,045
22130	Studies and Surveys	10,000,000	10,000,000	-	10,000,000	10,000,000
22900	Other Goods and Services	-	1,442,500	1,442,500	(1,442,500)	-
22900024	Bank Charges/Service Charges/Management Charges	-	1,442,500	1,442,500	(1,442,500)	-
25	Subsidies	58,000,000	11,058,000,000	8,638,564,280	(8,580,564,280)	2,419,435,720
25110	Non-Financial Public Corporations	5,000,000	5,000,000	-	5,000,000	5,000,000
25110014	Free Franking Service	5,000,000	5,000,000	-	5,000,000	5,000,000
25120	Financial Public Corporations	45,000,000	45,000,000	6,755,490	38,244,510	38,244,510
25120001	Development Bank of Mauritius Ltd - Interest Subsidy on Loans	20,000,000	20,000,000	6,755,490	13,244,510	13,244,510
25120003	SME Development Scheme - Interest Subsidy on Loans	25,000,000	25,000,000	-	25,000,000	25,000,000
25210	Non-Financial Private Enterprises	8,000,000	11,008,000,000	8,631,808,790	(8,623,808,790)	2,376,191,210
25210008	VAT Refund Scheme for Planters, Breeders, Fishers and Other Specific Sectors	8,000,000	8,000,000	6,069,492	1,930,508	1,930,508
25210025	Wage Assistance Scheme	-	11,000,000,000	8,625,739,298	(8,625,739,298)	2,374,260,702
26	Grants	21,400,000	20,400,000	20,025,960	1,374,040	374,040
26210	Contribution to International Organisations	21,400,000	20,400,000	20,025,960	1,374,040	374,040
26210034	Commonwealth Fund for Technical Cooperation	9,700,000	8,700,000	8,644,547	1,055,453	55,453
26210035	UNDP Sub-Office	11,000,000	11,000,000	11,000,000	-	-
26210152	Organisation for Economic Co-operation and Development (OECD)	700,000	700,000	381,413	318,587	318,587
27	Social Benefits	-	3,000,000,000	2,414,675,100	(2,414,675,100)	585,324,900
27210	Social Assistance Benefits in Cash	-	3,000,000,000	2,414,675,100	(2,414,675,100)	585,324,900
27210015	Self-Employed Assistance Scheme	-	3,000,000,000	2,414,675,100	(2,414,675,100)	585,324,900
28	Other Expense	1,017,100,000	1,320,360,100	1,244,566,836	(227,466,836)	75,793,264
28211	Transfers to Non-Profit Institutions	230,000,000	230,000,000	227,100,000	2,900,000	2,900,000
28211069	Support to NGOs (through National CSR Foundation)	230,000,000	230,000,000	227,100,000	2,900,000	2,900,000
28212	Transfers to Households	460,000,000	554,000,000	552,507,449	(92,507,449)	1,492,551

STATEMENT D 1

Detailed Statement of Expenditure of the Consolidated Fund
for the financial year 2019-2020

Item No.	Details	Appropriation (a) Rs	Total Provisions* (b) Rs	Actual Expenditure (c) Rs	(Over)/Under Appropriation (a-c) Rs	(Over)/Under Total Provisions (b-c) Rs
Vote 25-1: Centrally Managed Initiatives of Government - continued						
28	Other Expense - contd.					
28212036	Negative Income Tax Allowance	220,000,000	137,000,000	136,010,850	83,989,150	989,150
28212037	Allowance icw National Minimum Wage	240,000,000	329,000,000	328,714,037	(88,714,037)	285,963
28212042	Other Expenses icw COVID-19 Pandemic	-	88,000,000	87,782,562	(87,782,562)	217,438
28213	Transfers to Non-Financial Public Corporations	135,000,000	306,360,100	265,959,160	(130,959,160)	40,400,940
28213023	Air Mauritius Ltd- Contribution i.c.w Africa/Asia Air Corridor	-	171,360,100	171,359,160	(171,359,160)	940
28213024	Expenses icw Projects (LOC India)	135,000,000	135,000,000	94,600,000	40,400,000	40,400,000
28214	Transfers to Public Financial Corporations	20,000,000	20,000,000	9,000,000	11,000,000	11,000,000
28214001	Mauritius Africa Fund Ltd	20,000,000	20,000,000	9,000,000	11,000,000	11,000,000
28215	Transfers to Private Enterprises	1,100,000	1,100,000	-	1,100,000	1,100,000
28215010	Expenses icw Consultancy Services for Infrastructure Facilities at Les Salines, Black River	1,100,000	1,100,000	-	1,100,000	1,100,000
28216	Transfers to Regional/ International Organisations	77,000,000	87,000,000	83,974,680	(6,974,680)	3,025,320
28216011	Regional Multi-Disciplinary Centre for Excellence (RMCE)	5,000,000	5,000,000	4,700,000	300,000	300,000
28216016	UNDP - Country Programme Strategy	2,000,000	2,000,000	-	2,000,000	2,000,000
28216019	AFRITAC South and IMF Training Institute	70,000,000	80,000,000	79,274,680	(9,274,680)	725,320
28217	Other	94,000,000	121,900,000	106,025,547	(12,025,547)	15,874,453
28217005	Refund/Payment of taxes icw projects and schemes financed by Development Partners or under Special Programmes of which	94,000,000	121,900,000	106,025,547	(12,025,547)	15,874,453
	(a) Refund Scheme for recycling of PET bottles	20,000,000	20,000,000	16,684,915	3,315,085	3,315,085
	(b) Refund Scheme for recycling of Used Tyres	10,000,000	10,000,000	-	10,000,000	10,000,000
	(c) VAT Refund Scheme icw Residential Units	35,000,000	62,900,000	62,889,475	(27,889,475)	10,525
Capital Expenditure		7,489,500,000	20,142,900,003	19,547,891,188	(12,058,391,188)	595,008,815
26	Grants	100,000,000	12,100,000,000	12,100,000,000	(12,000,000,000)	-
26323	Extra-Budgetary Units	100,000,000	12,100,000,000	12,100,000,000	(12,000,000,000)	-
26323058	National Environment Fund	100,000,000	2,100,000,000	2,100,000,000	(2,000,000,000)	-
26323205	National Resilience Fund	-	10,000,000,000	10,000,000,000	(10,000,000,000)	-
28	Other Expense	360,000,000	110,000,000	54,821,427	305,178,573	55,178,573
28222	Transfers to Households	50,000,000	50,000,000	31,854,777	18,145,223	18,145,223
28222004	Serviced Sites at Khoyratty and Mont Gout	50,000,000	50,000,000	31,854,777	18,145,223	18,145,223
28223	Transfers to Non-Financial Public Corporations	300,000,000	50,000,000	22,966,650	277,033,350	27,033,350
28223016	Landscape (Mauritius) Ltd	250,000,000	-	-	250,000,000	-

STATEMENT D 1

Detailed Statement of Expenditure of the Consolidated Fund
for the financial year 2019-2020

Item No.	Details	Appropriation (a) Rs	Total Provisions* (b) Rs	Actual Expenditure (c) Rs	(Over)/Under Appropriation (a-c) Rs	(Over)/Under Total Provisions (b-c) Rs
Vote 25-1: Centrally Managed Initiatives of Government - continued						
28	Other Expense - contd.					
28223017	Contribution towards Inclusive Broadband Project	50,000,000	50,000,000	22,966,650	27,033,350	27,033,350
28225	Transfers to Private Enterprises	10,000,000	10,000,000	-	10,000,000	10,000,000
28225012	SME Development Scheme- Grant Component	10,000,000	10,000,000	-	10,000,000	10,000,000
31	Acquisition of Non- Financial Assets	388,000,000	388,000,000	146,731,747	241,268,253	241,268,253
31112	Non-Residential Buildings, Machinery and Equipment	50,000,000	50,000,000	29,547,577	20,452,423	20,452,423
31112999	VAT Component - Investment Projects/Bilateral Agreements	50,000,000	50,000,000	29,547,577	20,452,423	20,452,423
31113	Other Structures	100,000,000	100,000,000	612,375	99,387,625	99,387,625
31113999	Infrastructure Projects in Preparation	100,000,000	100,000,000	612,375	99,387,625	99,387,625
31121	Transport Equipment	100,000,000	100,000,000	57,260,763	42,739,237	42,739,237
31121801	Acquisition of Vehicles	100,000,000	100,000,000	57,260,763	42,739,237	42,739,237
31132	Intangible Assets	138,000,000	138,000,000	59,311,032	78,688,968	78,688,968
31132108	Mauritius E-Licensing Project of which	138,000,000	138,000,000	59,311,032	78,688,968	78,688,968
	(a) E-Licensing Platform	128,000,000	128,000,000	57,182,227	70,817,773	70,817,773
	(b) IT Equipment for Ministries/Departments	10,000,000	10,000,000	2,128,805	7,871,195	7,871,195
32	Acquisition of Financial Assets	6,641,500,000	7,544,900,003	7,246,338,014	(604,838,014)	298,561,989
32145	Loans	100,000,000	20,200,000	14,100,000	85,900,000	6,100,000
32145200	Development Bank of Mauritius Ltd icw setting up of SME Parks	100,000,000	20,200,000	14,100,000	85,900,000	6,100,000
32155	Shares and Equity Participation	6,401,000,000	6,580,800,003	6,430,644,901	(29,644,901)	150,155,102
32155003	Airport of Mauritius Co Ltd	250,000,000	250,000,000	250,000,000	-	-
32155054	Mauritius Africa Fund Ltd	100,000,000	100,000,000	-	100,000,000	100,000,000
32155059	MauBank Holdings Ltd	2,000,000,000	2,000,000,000	2,000,000,000	-	-
32155060	National Property Fund Ltd	-	3	3	(3)	-
32155061	Metro Express Ltd	2,050,000,000	1,900,000,000	1,877,395,613	172,604,387	22,604,387
32155063	Mauritius Multisports Infrastructure Ltd	2,000,000,000	2,329,800,000	2,302,249,285	(302,249,285)	27,550,715
32155067	Investment Support Programme (ISP) Ltd	1,000,000	1,000,000	1,000,000	-	-
32255	Subscriptions to International Organisations	120,500,000	125,900,000	125,316,173	(4,816,173)	583,827
32255102	International Bank for Reconstruction and Development (IBRD)	28,000,000	32,400,000	32,321,273	(4,321,273)	78,727
32255108	Fonds de Solidarité Africain	75,000,000	75,000,000	75,000,000	-	-
32255110	Africa50	17,500,000	18,500,000	17,994,900	(494,900)	505,100
32315	IMF SDR Transactions	20,000,000	818,000,000	676,276,940	(656,276,940)	141,723,060
32315101	IMF SDR Purchase	-	798,000,000	658,376,940	(658,376,940)	139,623,060
32315201	Subscription to International Monetary Fund (IMF)	20,000,000	20,000,000	17,900,000	2,100,000	2,100,000
Total - Vote 25-1: Centrally Managed Initiatives of Government		9,391,000,000	36,255,360,100	32,399,235,824	(23,008,235,824)	3,856,124,276

STATEMENT D 1

Detailed Statement of Expenditure of the Consolidated Fund
for the financial year 2019-2020

Item No.	Details	Appropriation (a) Rs	Total Provisions* (b) Rs	Actual Expenditure (c) Rs	(Over)/Under Appropriation (a-c) Rs	(Over)/Under Total Provisions (b-c) Rs
Vote 26-1: Contingencies and Reserves						
29000	Recurrent	500,000,000	170,769,500	-	500,000,000	170,769,500
31000	Capital	200,000,000	90,821,500	-	200,000,000	90,821,500
Total - Vote 26-1: Contingencies and Reserves		700,000,000	261,591,000	-	700,000,000	261,591,000
Expenditure Charged Statutorily or by Virtue of the State Obligations						
Government Debt Servicing						
22	Goods and Services	32,000,000	32,000,000	24,298,374	7,701,626	7,701,626
22900	Other Goods and Services	32,000,000	32,000,000	24,298,374	7,701,626	7,701,626
22900200	Management/Service Charges	32,000,000	32,000,000	24,298,374	7,701,626	7,701,626
24	Interests	13,795,000,000	13,796,000,000	13,365,218,193	429,781,807	430,781,807
24100	External Debt	580,000,000	720,000,000	637,562,307	(57,562,307)	82,437,693
24200	Domestic Debt	13,215,000,000	13,076,000,000	12,727,655,886	487,344,114	348,344,114
	(a) Government Borrowing Requirements	13,200,000,000	13,041,000,000	12,716,379,646	483,620,354	324,620,354
	(b) Mopping up of Excess Liquidity	15,000,000	35,000,000	11,276,240	3,723,760	23,723,760
Capital Repayments		31,910,000,000	31,909,000,000	23,227,937,167	8,682,062,833	8,681,062,833
33	Capital Repayments	31,910,000,000	31,909,000,000	23,227,937,167	8,682,062,833	8,681,062,833
33135	Domestic Debt (Long-term and 5-year GOM Bonds)	12,580,000,000	12,580,000,000	12,352,859,115	227,140,885	227,140,885
33245	External Debt of which Early Debt Repayment	19,330,000,000	19,329,000,000	10,875,078,052	8,454,921,948	8,453,921,948
		15,650,000,000	15,650,000,000	6,436,791,095	9,213,208,905	9,213,208,905
Total - Government Debt Servicing		45,737,000,000	45,737,000,000	36,617,453,734	9,119,546,266	9,119,546,266
Public Service Pensions						
26	Grants - Current	1,525,000,000	1,525,000,000	1,505,124,308	19,875,692	19,875,692
26313	Extra-Budgetary Units	1,525,000,000	1,525,000,000	1,505,124,308	19,875,692	19,875,692
26313007	Civil Service Family Protection Scheme	1,525,000,000	1,525,000,000	1,505,124,308	19,875,692	19,875,692
27	Social Benefits	7,878,000,000	7,878,000,000	7,684,848,761	193,151,239	193,151,239
27310	Employer Social Benefits	7,878,000,000	7,878,000,000	7,684,848,761	193,151,239	193,151,239
27310001	National Assembly Retiring Allowances	105,000,000	105,000,000	104,860,988	139,012	139,012
27310002	Pensions	6,070,000,000	6,070,000,000	6,055,434,257	14,565,743	14,565,743
27310003	Gratuities	1,700,000,000	1,700,000,000	1,523,294,364	176,705,636	176,705,636
27310004	Compassionate Allowances	3,000,000	3,000,000	1,259,152	1,740,848	1,740,848
Total - Public Service Pensions		9,403,000,000	9,403,000,000	9,189,973,069	213,026,932	213,026,932
Total - Expenditure Charged Statutorily or by Virtue of the State Obligations		55,140,000,000	55,140,000,000	45,807,426,803	9,332,573,197	9,332,573,197
Grand Total Expenditure		178,840,000,000	212,540,000,000	189,555,981,185	(10,715,981,185)	22,984,018,815

* Refers to the final amount approved after Supplementary Appropriation and Virement.

N 1: Actual Expenditure includes an amount carried-over in accordance with Section 3A of the Finance and Audit Act and Financial Instructions No. 1 of 2016. A consolidated list of carry-overs is at Annex to this Statement.


S.D. RAMDEEN
Accountant-General

06 November 2020

Annex to STATEMENT D 1

Consolidated List of Carry-Over of Capital Expenditure as at 30 June 2020

Item No.	Details	Amount Carried-over June 2020 Rs
Vote 1-6: The Judiciary		
Capital Expenditure		
31	Acquisition of Non-Financial Assets	
31112	Non-Residential Buildings	
31112015	Construction of Courts - New Supreme Court Building	3,157,311
31122	Other Machinery and Equipment	
31122802	Acquisition of IT Equipment	
	(b) Revamping of Digital Court Recording System	903,753
	(f) Electronic Juror's List	438,000
Total Vote 1-6: The Judiciary		4,499,064
Prime Minister's Office, Ministry of Finance and Economic Development and External Communications		
Vote 2-1: Prime Minister's Office		
Sub-Head 2-108: Civil Status Division		
Capital Expenditure		
31	Acquisition of Non-Financial Assets	
31122	Other Machinery and Equipment	
31122802	Acquisition of IT Equipment	2,079,200
Total Sub-Head 2-108: Civil Status Division		2,079,200
Vote 2-4: Civil Aviation		
Capital Expenditure		
31	Acquisition of Non-Financial Assets	
31112	Non-Residential Buildings	
31112001	Construction of Office Buildings	3,692,742
31122	Other Machinery and Equipment	
31122999	Acquisition of Other Machinery and Equipment	
	(d) Installation of CCTV cameras at Bigara Transmitting Station, Area Control Centre, Control Tower and Ancillary works	4,603,850
	(f) Supply, Installation and Commissioning of Air Traffic Service Message Handling System for SSR International	3,355,192
Total Vote 2-4: Civil Aviation		11,651,784
Vote 2-5: Government Printing		
Capital Expenditure		
31	Acquisition of Non-Financial Assets	
31122	Other Machinery and Equipment	
31122813	Acquisition of Printing Equipment	3,861,470
Total Vote 2-5: Government Printing		3,861,470
Vote 2-6: Forensic Science Laboratory		
Capital Expenditure		
31	Acquisition of Non-Financial Assets	
31122	Other Machinery and Equipment	
31122804	Acquisition of Laboratory Equipment	43,700,000
Total Vote 2-6: Forensic Science Laboratory		43,700,000
Vote 2-11: Valuation Department		
Capital Expenditure		
31	Acquisition of Non-Financial Assets	
31122	Other Machinery and Equipment	
31122802	Acquisition of IT Equipment	2,630,075
Total Vote 2-11: Valuation Department		2,630,075

Annex to STATEMENT D 1

Consolidated List of Carry-Over of Capital Expenditure as at 30 June 2020

Item No.	Details	Amount Carried-over June 2020 Rs
Minister Mentor's Office, Ministry of Defence and Rodrigues		
Vote 4-4: Reform Institutions and Rehabilitation		
Capital Expenditure		
31	Acquisition of Non-Financial Assets	
31111	Dwellings	
31111404	Upgrading of Rehabilitation Youth Centres	522,016
31112	Non-Residential Buildings	
31112401	Upgrading of Probation Offices	167,430
Total Vote 4-4: Reform Institutions and Rehabilitation		689,446
Vote 4-5: Police Service		
Sub-Head 4-501: General		
Capital Expenditure		
31	Acquisition of Non-Financial Assets	
31132	Intangible Assets	
31132401	e-Government Projects - Implementation of Advance Passenger Information System (APIS)	100,000,000
Total Sub-Head 4-501: General		100,000,000
Sub-Head 4-502: Crime Control and Investigation		
Capital Expenditure		
31	Acquisition of Non-Financial Assets	
31112	Non-Residential Buildings	
31112014	Construction of Regional Detention Centres - Piton	15,000,000
Total Sub-Head 4-502: Crime Control and Investigation		15,000,000
Sub-Head 4-508: Coastal and Maritime Surveillance, Search and Rescue		
Capital Expenditure		
31	Acquisition of Non-Financial Assets	
31121	Transport Equipment	
31121404	Upgrading of Aircrafts	203,000,000
Total Sub-Head 4-508: Coastal and Maritime Surveillance, Search and Rescue		203,000,000
Vice-Prime Minister's Office, Ministry of Local Government and Outer Islands, and Gender Equality, Child Development and Family Welfare		
Vote 5-1: Local Government and Outer Islands		
Sub-Head 5-102: Facilitation to Local Authorities		
Capital Expenditure		
26	Grants	
26322	Local Authorities	
26322030	Local Development Projects	
	(b) District Council Head Offices	
	(ii) Flacq	3,111,367
	(d) Multipurpose Complexes	
	(iv) Camp Levieux, Rose Hill	6,070,257
	(f) Leisure Park at Quartier Militaire	5,800,000
	(j) Construction and Upgrading of Amenities	100,000,000
	(k) Other Infrastructure and Amenities	10,000,000
Total Sub-Head 5-102: Facilitation to Local Authorities		124,981,624

Annex to STATEMENT D 1

Consolidated List of Carry-Over of Capital Expenditure as at 30 June 2020

Item No.	Details	Amount Carried-over June 2020 Rs
Vote 5-3: Gender Equality, Child Development and Family Welfare		
Sub-Head 5-302: Women's Empowerment and Gender Mainstreaming		
Capital Expenditure		
31	Acquisition of Non-Financial Assets	
31112	Non-Residential Buildings	
31112418	Upgrading of Women Centres	3,616,401
Total Sub-Head 5-302: Women's Empowerment and Gender Mainstreaming		3,616,401
Sub-Head 5-303: Child Protection, Welfare and Development		
Capital Expenditure		
31	Acquisition of Non-Financial Assets	
31111	Residential Buildings	
31111407	Upgrading of Shelters for Children (c) Construction of Boundary wall for Model Shelter La Colombe	510,549
31112	Non-Residential Buildings	
31112428	Upgrading of Creativity Centre at Mahebourg	563,261
Total Sub-Head 5-303: Child Protection, Welfare and Development		1,073,810
Vote 6-1: Ministry of Technology, Communication and Innovation		
Sub-Head 6-101: General		
Capital Expenditure		
31	Acquisition of Non-Financial Assets	
31132	Intangible Assets	
31132402	Upgrading of GOC	2,414,930
Total Sub-Head 6-101: General		2,414,930
Ministry of Public Infrastructure and Land Transport, and Foreign Affairs, Regional Integration and International Trade		
Vote 7-1: Public Infrastructure		
Sub-Head 7-102: Public Infrastructure Division		
Capital Expenditure		
31	Acquisition of Non-Financial Assets	
31112	Non-Residential Buildings	
31112401	Upgrading of Office Buildings	10,885,375
Total Sub-Head 7-102: Public Infrastructure Division		10,885,375
Sub-Head 7-103: Road Construction and Maintenance		
Capital Expenditure		
31	Acquisition of Non-Financial Assets	
31113	Other Structures	
31113003	Construction and Upgrading of Roads (d) Reconstruction of Jumbo Phoenix Roundabout and A1 M1 Bridge (j) Improvement of Bend at Nouvelle Decouverte (l) B28 Road (Lot 3) Phase 1 - from Deux Freres to Beau Champ (n) A1 - A3 Link Road (o) Cap Malheureux Bypass (p) Hillcrest Flyover, Quatre Bornes	110,100,000 10,000,000 5,000,000 12,000,000 11,714,612 16,000,000
Total Sub-Head 7-103: Road Construction and Maintenance		164,814,612

Annex to STATEMENT D 1

Consolidated List of Carry-Over of Capital Expenditure as at 30 June 2020

Item No.	Details	Amount Carried-over June 2020 Rs
Vote 8-1: Ministry of Education and Human Resources, Tertiary Education and Scientific Research		
Sub-Head 8-101: General		
Capital Expenditure		
31	Acquisition of Non-Financial Assets	
31122	Other Machinery and Equipment	
31122999	Acquisition of Other Machinery and Equipment	570,000
Total Sub-Head 8-101: General		570,000
Sub-Head 8-108: Tertiary Education		
Capital Expenditure		
26	Grants	
26323	Extra-Budgetary Units	
26323088	Tertiary Education Commission/ Tertiary Education Institutions (TEIs)	2,671,700
	(e) Mahatma Gandhi Institute (Tertiary)	
	(h) Tertiary Education Commission	1,190,987
Total Sub-Head 8-108: Tertiary Education		3,862,687
Vote 11-1: Ministry of Arts and Culture		
Sub-Head 11-102: Promotion of Arts and Culture		
Capital Expenditure		
31	Acquisition of Non-Financial Assets	
31112	Non-Residential Buildings	
31112420	Upgrading of Theatres	426,397
31122	Other Machinery and Equipment	
31122999	Acquisition of Other Machinery and Equipment	
	(e) Equipment for Theatres	207,955
Total Sub-Head 11-102: Promotion of Arts and Culture		634,352
Sub-Head 11-103: Preservation and Promotion of Heritage		
Capital Expenditure		
26	Grants	
26323	Extra-Budgetary Units	
26323030	Le Morne Heritage Trust Fund	817,600
Total Sub-Head 11-103: Preservation and Promotion of Heritage		817,600
Vote 17-1: Ministry of Business, Enterprise and Cooperatives		
Sub-Head 17-103: Cooperatives Development		
Capital Expenditure		
31	Acquisition of Non-Financial Assets	
31112	Non-Residential Buildings	
31112442	Upgrading of Building	149,170
Total Sub-Head 17-103: Cooperatives Development		149,170
Total amount of Carry-over of Capital Expenditure		700,931,600

STATEMENT DA

Statement DA - Progress Report on Achievements and Performance

SN	Key Actions for Financial Year 2019-2020	Key Performance Indicator	Target	Achievement	Remarks
Vote 1-3: NATIONAL ASSEMBLY					
1	Youth Parliament to provide a platform for young people to discuss issues of national importance	Number of participants targeted	80	89	Event was held on 08 and 09 August 2019.
Vote 1-6: THE JUDICIARY					
1	Timely delivery of judgements	Percentage of outstanding cases at the Supreme Court	40%	57%	
2	Construction of New Supreme Court Building	Percentage completion of construction works	100%	100%	New Supreme Court inaugurated on 30 July 2020; relocation to new building as from 07 September 2020.
Vote 1-7: PUBLIC SERVICE COMMISSION AND DISCIPLINED FORCES SERVICE COMMISSION					
1	Automation of submission and processing of applications resulting in improved efficiency and service delivery	Average time taken to process recruitment (weeks)	27	24	Factors influencing the time taken to process recruitment are as follows: i) Large volume of applications received; ii) Delay in submission of information regarding serving officers; and iii) Diverse degree programmes for which equivalence has to be sought.
2	Timely processing of schemes of service	Average time taken for approval of schemes of service (weeks)	5	6	For complex cases where additional information is required from Ministries/ Departments, the processing time may take more than 6 weeks.
Vote 1-8: PUBLIC BODIES APPEAL TRIBUNAL					
1	Increase the number of appeals settled within six months	Percentage of cases dealt with	57%	91.7%	Out of 36 appeals, 33 have been dealt within six months.
Vote 1-9: OFFICE OF OMBUDSMAN					
1	Provide an efficient and effective complaint-handling service	Percentage of cases finalised within 12 months	70%	70%	Out of 589 cases, a total of 415 cases were finalised for the period July 2019 to June 2020.
Vote 1-10: NATIONAL AUDIT OFFICE					
1	Audit and certification of financial statements within 6 months of submission by Statutory Bodies and other bodies	Percentage of financial statements audited and certified within 6 months of submission	90%	53%	86 financial statements for 2018/19 were submitted within statutory date limit (31 October 2019). Audit of 69 financial statements (80%) have been completed, of which 46 (53%) have been certified within 6 months. Target not achieved mainly due to the need of auditees to amend financial statements following audit findings; and delay in submission of approved amended financial statements to NAO. <u>Note:</u> 135 other Financial statements were certified in 2019-20, most of which related to accounting periods prior to 2018-19.
2	Issue of Performance Audit Reports on the extent Government bodies are applying their resources and carrying out their operations economically, efficiently and effectively	Number of Performance Audit Reports issued	5	4	Fifth report was issued in July 2020.
Vote 1-11: EMPLOYMENT RELATIONS TRIBUNAL					
1	Disposal of disputes and applications within statutory time limit	Number of cases disposed of within statutory time limit	90	88	

STATEMENT DA

Statement DA - Progress Report on Achievements and Performance

SN	Key Actions for Financial Year 2019-2020	Key Performance Indicator	Target	Achievement	Remarks
Vote 1-12: LOCAL GOVERNMENT SERVICE COMMISSION					
1	Timely recruitment/ promotion in the Local Government Service	Average processing time of applications (weeks)	8	8.9	Average processing time of applications is computed from the date of advertisement to the date of first interview. Key events that have impacted on achievement are: i) holding of General Elections in November 2019; and ii) the reconstitution of membership of the Commission on 13 March 2020.
Vote 1-13: INDEPENDENT COMMISSION AGAINST CORRUPTION					
1	Strengthen framework on the declaration of assets in the public sector	Percentage of Declarations received and verified	100%	97%	
2	Conduct of Corruption Prevention Reviews	Number of CPR reports to be released	18	12	Delay due to Covid-19 lockdown and decrease in staff.
3	Development of best practice guides and conduct of research studies	Number of publications	2	2	
Vote 1-14: NATIONAL HUMAN RIGHTS COMMISSION					
1	Increase in the percentage of resolved cases relating to alleged violation of human rights	Percentage of resolved cases	71%	82%	Out of 323 cases relating to alleged violation of human rights, 265 cases were resolved.
Vote 1-15: OFFICE OF OMBUDSPERSON FOR CHILDREN					
1	Investigation of cases of violation of the rights of children	Percentage of cases investigated and disposed of within 90 days	75%	88.3%	
Vote 1-16: INDEPENDENT POLICE COMPLAINTS COMMISSION					
1	Disposal of cases after investigation	Percentage of cases disposed	50%	39.7%	Out of 1638 cases, 650 cases were disposed after investigation. Commission did not hold any meetings from October 2019 to May 2020, owing to: i) General Elections 2019 and reconstitution of membership of the Commission in March 2020; and ii) Lockdown period i.c.w Covid-19.
Vote 2-1: PRIME MINISTER'S OFFICE					
1	Addressing complaints from citizens through the CSU portal	Percentage of cases resolved	82%	83.4%	111,172 cases out of a total 133,338 were resolved.
2	Investigation of complaints received in relation with discrimination through the Equal Opportunities Commission	Percentage of investigations completed for complaints received	25%	34%	A total of 157 complaints were received in FY 2019/2020.
3	Restoration of Civil Status Records/ Documents (Birth, Marriage)	Number of registers restored (Cumulative)	5,600	6,336	Approximately 10,000 registers were unbundled during conversion process of the National Identity Card in 2012; as at June 2020, 6,336 registers have been restored.
4	Implementation of Migration and Development Policy 2018	Number of policy measures implemented (out of 158 measures identified in Policy Document)	63	71	The policy measures are implemented by different stakeholders and monitored by the Steering Committee on Migration and Development.
Vote 2-2: NATIONAL DEVELOPMENT UNIT					
1	Addressing flooding problems in a holistic and coordinated manner	Number of drain projects completed	135	122	

STATEMENT DA

Statement DA - Progress Report on Achievements and Performance

SN	Key Actions for Financial Year 2019-2020	Key Performance Indicator	Target	Achievement	Remarks
2	Flood risk mapping through Aerial 3D imagery Digital Elevation Model	Production of Digital Elevation Maps covering whole of Mauritius and Rodrigues	Aug-19	-	Exercise completed for Rodrigues and reached 80% for Mauritius. Completion of flood risk mapping depends on favourable weather conditions and opening of borders.
3	A comprehensive plan on drainage system to better address flooding incidents	Percentage completion of the Land Drainage Master Plan	60%	20%	The contract for the formulation of the Land Drainage Master Plan has been awarded to SAFEZE/ SUEZ in November 2019. Planned missions delayed due to closure of borders.
4	Improve access in towns and villages	Number of road projects completed	400	263	Delay owing to Covid-19 lockdown and clearances sought from utility service providers.
5	Improve access to leisure and essential community amenities	Number of amenities projects completed	40	59	
Vote 2-3: EXTERNAL COMMUNICATIONS					
1	Modernise port infrastructure	Volume of cargo traffic (million tons)	9.1	7.7	Decrease in cargo traffic due to Covid-19.
		Volume of Container Transshipment Traffic (In and Out) - TEUs	449,000	349,000	Decrease in cargo traffic due to Covid-19.
2	Improve port productivity	Crane productivity (moves per hour)	27	22.4	Low achievement due to manpower problem at CHCL.
3	Improve cruise reception facilities	Number of cruise liner calls	45	34	Lower cruise liner calls owing to Covid-19.
4	Enhance Cargo and Freeport development at the Airport	Volume of air cargo (tons)	68,250	47,550	Decrease in air cargo due to closure of borders since March 2020.
Vote 2-5: GOVERNMENT PRINTING					
1	Timely printing services	Percentage of publications delivered within 9-12 weeks	79%	76%	
Vote 2-6: FORENSIC SCIENCE LABORATORY					
1	Detection of drug abuse cases among drivers	Implementation of Drug Driving Screening	Jan-20	-	Equipment has been installed in September 2020. Calibrating and validation ongoing. Drug driving screening and analysis scheduled for January 2021.
Vote 2-7: MINISTRY OF FINANCE AND ECONOMIC DEVELOPMENT					
1	Improving coordination of monetary and fiscal policies	Budget deficit as a percentage of GDP	≤ 3.5%	11.9%	Higher budget deficit reflects the impact of Covid-19 on public finances and the economy.
2	Improving Accountability	Percentage of Ministries submitting Annual Report on Performance	100%	40%	At end June 2020, 12 Annual Reports were received. As at September 2020, 3 additional reports have been submitted by line ministries. Follow up is being done for remaining Annual Reports.
3	Improving Debt Recovery by MRA	Debt collected as a percentage of total collectible debt at the start of the year	35%	20.8%	Amount of debt collected as at 30 June 2020 amounted to Rs 1,722 M. Shortfall has occurred due to impact of Covid-19 pandemic on businesses. Amount of tax assessments raised by MRA has fallen in FY 2019/2020. In parallel, the lockdown and cash flow difficulties of taxpayers and businesses have resulted into the MRA not being able to recoup tax arrears in the last quarter of the FY.

STATEMENT DA

Statement DA - Progress Report on Achievements and Performance

SN	Key Actions for Financial Year 2019-2020	Key Performance Indicator	Target	Achievement	Remarks
4	Implementation of Government e-Procurement system (e-PS)	Number of public bodies integrating e-PS	90	55	Slow-down in public procurement activities owing to general elections and Covid-19 pandemic. As at 30 June 2020, 928 electronic Invitation for Bids published by e-PS.
5	Modernising accounting and reporting framework	Preparation of Financial Statement in line with accrual IPSAS in a phased manner	Partial BCG	Partial BCG	Budgetary Central Government (BCG) includes all Ministries and Departments. It is expected that additional assets and liabilities will be recognised in Financial Statements for FY 2019/20.
		Percentage of non-financial assets recorded in the Government Asset Register	50%	30%	The methodology adopted is the value of non-financial assets recorded in the Government Asset Register, compared to the value of non-financial assets recognised in the financial statements of 2018/19. Slow progress on recording of assets is owing to the low response rate of Ministries/Departments.
Economic Development Board					
1	Promoting Mauritius as an investment destination and facilitation of projects to attract higher levels of foreign direct investment (FDI)	FDI inflows (Rs bn)	19.5	14.2	FDI Inflows for Q3 2019 to Q1 2020 is Rs 13.7 Bn and FDI estimates for Q2 2020 is Rs 0.5 Bn.
		Percentage of FDI in manufacturing sector	8%	2.4%	Data based on FDI figures in manufacturing sector for period July 2019 to March 2020 (Rs 331 M).
2	Promoting exports of Mauritian products	Percentage growth in exports excl. sugar	≥3%	-16.2%	A decrease in total exports excl. sugar from Rs 76,048 M in 2018/19 to Rs 63,741 M in 2019/20, owing largely to Covid-19 lockdown and closure of borders.
3	Improving the ease of doing business	World Bank Doing Business ranking	18th	13th	Mauritius ranked 13th worldwide and 1st in Africa in World Bank Doing Business Report 2020.
4	Provision of support under the Film Rebate Scheme to increase film production	Number of film projects qualifying under scheme	25	10	10 film projects were completed as at January 2020. There were no film project completed afterwards due to Covid-19 pandemic.
Vote 3-1: MINISTRY OF ENERGY AND PUBLIC UTILITIES					
1	Generation of electricity from renewable energy sources	Total electricity generated from renewable energy sources (GWh)	633	628.4	
2	Treatment of water for distribution	Volume of water treated (Mm ³ /year)	300	305	
3	Upgrading of Water Supply Infrastructure	Additional length of water pipes replaced (km)	100	37	Delay in project implementation owing to Covid-19 pandemic.
		Percentage of non-revenue water	50%	59%	The delay in the pipe replacement projects has led to a higher percentage of non-revenue water.
4	Connection of premises to the sewerage network	Number of premises connected to the sewerage network	92,695	92,645	
5	Licensing of operators generating, distributing and transmitting electricity	Number of licenses issued (Cumulative)	9	-	Electricity Act not yet proclaimed.
6	Provision of Personal Radiation Monitoring Service	Number of Radiation workers being monitored	1,100	1,084	As at 30 June 2020, there were 1,084 radiation workers who required monitoring service.

STATEMENT DA

Statement DA - Progress Report on Achievements and Performance

SN	Key Actions for Financial Year 2019-2020	Key Performance Indicator	Target	Achievement	Remarks
Vote 4-2: CONTINENTAL SHELF AND MARITIME ZONES ADMINISTRATION AND EXPLORATION					
1	Delimitation of Maritime Boundary & Management of Continental Shelf (JMA)	Exploration surveys conducted (number)	>1	2	Two Marine Scientific Research Cruises were conducted on the Mascarene Plateau (FAO & University of Hamburg).
2	Seabed Exploration for Hydrocarbon & Minerals (EEZ)	Contract Agreement for seismic survey	1	1	Contract for the conduct of Multi-client survey has been signed on February 2020. Marketing Phase is delayed due to Covid-19 pandemic.
3	Marine Spatial Planning through the Ocean Observatory	Marine area under conservation	10%	10%	10% marine area under conservation for Nearshore zone.
Vote 4-5: POLICE SERVICE					
1	Ensure safer neighbourhoods by reducing crime against property	Number of reported cases of crime against property (Larceny)	2,895	2,510	The number of reported cases of crime has decreased from 2,616 for period July 2018 to June 2019 to 2,510 for period July 2019 to June 2020.
2	Render our roads safer through targeted crack-down operations against road traffic offences	Number of road traffic crack-down operations in relation to speeding, use of mobile phone and drunk driving	450	565	
3	Increase detection rate in all reported cases of crimes	Detection rate in reported cases of crimes	45%	45%	2,305 crime cases detected out of the total 5,123 reported cases.
4	Increase effectiveness in arrest and seizure in drug-related operations	Percentage of drug related operations resulting in arrest and seizure	78%	78%	Out of a total of 1,926 drug related operations, 1,502 resulted in arrest and seizure.
Vote 4-6: PRISON SERVICE					
1	Fight against recidivism through comprehensive rehabilitation programmes	Percentage of detainees imprisoned more than once	70%	69.8%	
2	Increase in capacity for detainees to follow Educational & Vocational Training	Number of detainees following MQA Approved educational and vocational training	350	310	Educational and Vocational Training of detainees could not be held owing to measures taken in Prison to prevent any Covid-19 contamination.
3	Detoxification Programme at the Eastern High Security Prison to help substance abusers released from prison to live a drug-free life in the community	Number of detainees following the detoxification programme	75	75	
Vote 5-1: MINISTRY OF LOCAL GOVERNMENT AND OUTER ISLANDS					
1	Rehabilitation of Plaza Theatre	Percentage of renovation works completed	40%	-	Project at tender stage. Closing date for submission of bids postponed to 6 October 2020 due to changes in bidding documents.
2	Rehabilitation of Town Hall of Curepipe	Percentage of renovation works completed	90%	35%	Project delayed due to Covid-19 lockdown and poor weather conditions.
3	Construction of Market Fair at Bel-Air	Percentage of works completed	50%	60%	Works expected to be completed by November 2020.
Vote 5-2: MAURITIUS FIRE AND RESCUE SERVICE					
1	Enforcement of statutory fire safety requirements in high risk premises	Percentage of high risk premises inspected complying with fire safety requirements	90%	87%	399 high risk premises inspected out of which 348 premises comply with fire safety requirements. Re-inspection of high risk premises could not be effected during lockdown period for Covid-19.

STATEMENT DA

Statement DA - Progress Report on Achievements and Performance

SN	Key Actions for Financial Year 2019-2020	Key Performance Indicator	Target	Achievement	Remarks
2	Improve response time to attend to emergencies (to be in line with international standards)	Time taken for attending to emergencies (minutes)	10	12	Actions taken to improve response time to attend to emergencies: i) Acquisition of 20 vehicles which are expected to be delivered by June 2021; and ii) Construction of 3 fire stations at Goodlands, Quatre Bornes and Montagne Blanche.
Vote 5-3: MINISTRY OF GENDER EQUALITY, CHILD DEVELOPMENT AND FAMILY WELFARE					
1	Licensing and monitoring of Child Day Care Centres	Number of Child Day Care Centres compliant with Regulations	225	141	Following closure of Child Day Care Centres due to Covid-19 pandemic, visits could not be effected.
2	Revamping Women Empowerment Centres through innovative projects	Number of innovative projects implemented	4	-	Implementation of following projects delayed owing to Covid-19 pandemic: i) Power of Wellness ii) Atelier des Métiers iii) Project for the lonely and elderly women entitled 'Cactus'.
3	Foster Care Programme	Number of children placed into Foster Families	25	20	Matching exercise and placements of children into Foster Families resumed following lifting of lockdown.
4	Back-to-Home Programme	Number of residents reintegrated into their biological families or next to kins	125	101	Needful is being done to contact biological parents or relatives for reintegration of children in their respective families.
Vote 6-1: MINISTRY OF TECHNOLOGY, COMMUNICATION AND INNOVATION					
1	Promotion of innovation through schemes	Number of approved innovative projects	15	18	
2	Data sharing in the public sector	Number of additional e-services integrated through the InfoHighway	150	94	Covid-19 Pandemic has affected the eventual take-up of data sharing e-services.
3	Make the Government Portal a one-stop platform for all government services	Number of additional citizens registered on the Government Portal	50,000	32,668	
4	Training in 3D Printing Technology	Number of additional persons trained in 3D Printing Technologies	250	251	
Votes 7-1 & 7-2: MINISTRY OF PUBLIC INFRASTRUCTURE AND LAND TRANSPORT					
1	Implement the Road Decongestion Programme	Jumbo Phoenix roundabouts reconstructed	75%	51%	Delay due to: i) Covid-19 lockdown ii) Land Acquisition issues
		A1-M1 bridge constructed	45%	41%	
		A1-A3 Link Road constructed	90%	67%	Delay due to: i) Covid-19 lockdown ii) Land issues
		Upgrading of Ebene Flyover	60%	-	Following non-responsive bids, tender to be relaunched based on revised concept design.
		Hillcrest Flyover	50%	40%	Delay due to Covid-19 lockdown.
2	Implement Road Safety measures	Length of roads made safe through installation of road safety devices (Km)	75	121	

STATEMENT DA

Statement DA - Progress Report on Achievements and Performance

SN	Key Actions for Financial Year 2019-2020	Key Performance Indicator	Target	Achievement	Remarks
3	Modernise the public Transport System	Introduction of cashless payment system	Jan-20	-	Project delayed owing to procurement issues; decision to be taken on procurement strategy.
		Online processing of registration of vehicles in case of change in ownership	Dec-19	-	Due to technical issues, the project is expected to be completed by July 2021. Concurrently, a one-stop-shop service has been arranged since August 2020 at the level of the Registrar General Department to facilitate registration of vehicles.
4	Implementation of Metro Express system	Railway legislation enacted	Aug-19	Aug-19	The Light Rail Act and the NLTA Act has been enacted and gazetted on 17 August 2019.
		Phase 1 (from Port Louis to Rose-Hill) operational	Sep-19	Jan-20	Operation started on 22 December 2019. Commercially operational as from 10 January 2020
5	Develop guidelines for maintenance of Government Buildings	Guidelines issued	Jan-20	-	Discussions ongoing. New legislation to be worked out.
Vote 7-3: MINISTRY OF FOREIGN AFFAIRS, REGIONAL INTEGRATION AND INTERNATIONAL TRADE					
1	Creating opportunities for export of goods and services and promotion of investment.	Number of trade links established for Mauritian enterprises leading to a rise in exports of goods and services	240	200	Number of trade links established as at 30 March 2020 was 200. No further progress was achieved due to Covid-19 lockdown.
2	Securing economic opportunities through the implementation of various diplomatic strategies	Number of agreements and MOUs with various countries under negotiation	10	17	As at 30 March 2020, the number of agreements and MOUs under consideration was 17. There was no further development following outbreak of Covid-19 pandemic.
		Number of activities agreed during Joint Commissions	50	17	The first session Mauritius-Mozambique Joint Permanent Commission of Cooperation was held in August 2019, during which 17 activities were agreed. Following outbreak of Covid-19 pandemic, there has been no major development regarding status of agreements under negotiation and activities agreed upon during Joint Commissions.
3	Preparation of regional projects for funding	Number of regional projects submitted to Regional Economic Communities	5	4	Regional projects submitted to SADC, COMESA & IORA.
4	Pursuing negotiations for the development of an African Continental Free Trade Area (AfCFTA)	AfCFTA Market Access offer finalised	Dec-19	-	Trade under AfCFTA was expected to start by July 2020; but negotiations have been stalled due to Covid-19. Revised target date for finalisation of market access offer is October 2020.
5	Finalisation of Comprehensive Economic Cooperation and Partnership Agreement with India	Agreement with India finalised	Oct-19	-	Agreement with India is expected to be finalised by October 2020.
6	Protection of Intellectual Property Rights	Bill introduced in National Assembly	Oct-19	Jul-19	The Industrial Property Bill was introduced in National Assembly and passed in July 2019. Same was gazetted on 10 August 2019 but has yet to be proclaimed. Draft regulations submitted to SLO.

STATEMENT DA

Statement DA - Progress Report on Achievements and Performance

SN	Key Actions for Financial Year 2019-2020	Key Performance Indicator	Target	Achievement	Remarks
Vote 8-1: MINISTRY OF EDUCATION AND HUMAN RESOURCES, TERTIARY EDUCATION AND SCIENTIFIC RESEARCH					
1	Enhancing the quality of education at pre-primary level	Number of low fee-paying Private Pre-primary schools equipped with pedagogical equipment	125	115	Two distributions of pedagogical materials under the one-off grant scheme effected.
2	Providing basic swimming and survival skills to primary schools pupils under the "Natation Scolaire"	Number of pupils initiated to basic swimming and survival skills	3,500	4,100	100 schools are involved in the project with 7 swimming pools made available by Mauritius Sports Council. The Natation Scolaire programme was held from January to September 2020.
3	Fortified Learning Environment Schools (FLES) to instil scientifically-based knowledge, improve secondary school readiness, reduce incidents of disruptive behaviour, foster positive adult-child and child-child relationships and improve teacher retention	Number of primary schools including ZEP in poverty areas transformed into FLES to improve the performance of these schools	50	-	The project is being implemented in collaboration with the National Social Inclusion Foundation (NSIF). 49 primary schools have been selected based on low PSAC performance and location (using areas with high concentration of SRM households). The project was delayed due to the COVID-19 pandemic. Selection of NGOs (for provision of resource persons/tutors) is expected by November 2020. Contract agreement between selected NGOs and NSIF expected to be signed by January 2021 and intervention in schools expected by March 2021.
4	Extension of the Online Support Student Programme as a digital platform for accessing educational contents at secondary level	Extension of the Student Support Programme to Grades 8 and 9	Grade 9	Grade 9	Course content extended to Grade 9 as from January 2020.
5	Boosting up of STEM (Science, Technology, Engineering, Mathematics) in secondary education	Percentage of students taking at least 2 STEM subjects for HSC (Cumulative)	41%	35.5%	3,452 students took at least 2 STEM subjects, out of 9,717 A level students.
6	Making Secondary Schools disabled-friendly for students with Special Needs (Barrier Free Access)	Number of schools provided with ramps and handrails (Cumulative)	57	43	Delay due to Covid-19 pandemic Works ongoing in 5 schools
7	Inclusive education for learners with disabilities	Adapting curriculum for four types of disabilities (visual, hearing, intellectual impairment & autism)	Grades 1-3	-	Adaptation of textbooks in braille version for Grade 5 (History & Geography, Science and English), Grade 6 (History & Geography, English) and Grade 9 (Maths) completed. Enlarged print for all subjects in Grade 8 completed. Adaptation of activity books for Hearing, Intellectual Impairment and Autism in progress.
8	Review of TVET programmes in line with industry needs	Percentage of training programmes reviewed (Cumulative)	80%	81%	In parallel, legislation is being prepared for the setting up of an Institute of Technical Education.
9	Operationalising Polytechnics	Number of diploma courses offered	10	13	13 courses being offered as follows: <u>Reduit Campus:</u> 4 diplomas in Information Technology <u>Pamplemousses Campus:</u> 7 diplomas in Nursing <u>Montagne Blanche Campus:</u> 2 diplomas in Tourism and Hospitality

STATEMENT DA

Statement DA - Progress Report on Achievements and Performance

SN	Key Actions for Financial Year 2019-2020	Key Performance Indicator	Target	Achievement	Remarks
10	Setting up of the new institutional and regulatory framework for the Tertiary Sector	Higher Education Commission operational	Jun-20	Jan-20	Relevant sections of Higher Education Act 2017 have been proclaimed for the Higher Education Commission to come into operation on 16 January 2020. Board of HEC has been constituted on 31 January 2020. Recruitment of Commissioner of the HEC is in process.
11	Foster research in public universities	Number of Research articles/internationally-referred/peer reviewed papers published	350	586	Université des Mascareignes: 75 Mauritius Institute of Education: 24 University of Technology, Mauritius: 66 University of Mauritius: 394 Mahatma Gandhi Institute: 15 Open University of Mauritius: 12
Vote 9-1: MINISTRY OF TOURISM					
1	Maintain Mauritius as a prime holiday and up-market destination	Tourist arrivals (million)	1.47	1.038	National borders closed since 20 March 2020.
2	Sustain the visibility of the destination	Number of Fairs/ Workshops/ Roadshows	45	21	Impact of Covid-19 pandemic.
		Number of Online campaigns	40	62	
3	Improve and diversify tourism product	Number of tourism signage panels maintained and upgraded	75	-	As per work plan submitted by the Consultant, works are expected to start end January 2021 and be completed by end May 2021.
4	Facilitate orderly and sustainable conduct of nautical activities	Number of skippers trained	300	370	
Vote 10-1: MINISTRY OF HEALTH AND QUALITY OF LIFE					
1	Implementation of the e-health system in public health institutions	Percentage of regional hospitals and medi-clinics computerised	20%	-	Following RFP exercise, the two bids received were not technically compliant; specifications are being reviewed.
2	Improving specialised services to address chronic conditions related to Non-Communicable Diseases (NCDs)	Mortality rate due to NCDs per 100,000 population	≤525	560	Mortality is on the increase mainly due to the ageing population and high prevalence of NCDs and their risk factors. Action plan to address NCDs is being developed.
3	Opening of National Cancer Centre	Percentage completion of works on renovation of existing building	100%	100%	
		Percentage completion of works on new building (including bunker)	90%	40%	Delay due to lockdown during Covid-19 and supply of materials/equipment.
4	Strengthening of primary health care services to provide more people-centered services	Number of new Medi-clinics/ AHCs/ CHCs constructed	4	3	New Medi-clinics/ AHCs/ CHCs constructed are: Floreal Mediclinic, Petite Riviere AHC and Baie du Tombeau CHC.
5	Improving neonatal services	Infant Mortality Rate per 1,000 live births	12	15.3	The number of infant deaths for period July 2019 to June 2020 stood at 199 out of 13,048 live births. Infant deaths were attributable to congenital anomalies, conditions originating in the perinatal period and adverse maternal conditions. A Roadmap to improve Maternal and Child Health is being implemented.
Vote 11-1: MINISTRY OF ARTS AND CULTURE					
1	Provision of support to local artists for the development of the creative industries	Number of artists (individuals/ groups) supported under different schemes	1,500	2,381	Data includes various support schemes, National Arts Fund, Art in the City, National Drama Festival, Regional Drama Workshop, Centre de Formation Artistique among others.

STATEMENT DA

Statement DA - Progress Report on Achievements and Performance

SN	Key Actions for Financial Year 2019-2020	Key Performance Indicator	Target	Achievement	Remarks
2	New building to house National Archives and National Library	Progress in completion of works (Percentage)	10%	-	Draft tender documents have been submitted by NBCC (India) Ltd for vetting in March 2020. With the departure of the Project Manager, the Ministry of National Infrastructure has been requested to vet the tender documents and follow up on all clearances required prior to construction.
3	Upgrading of national museums	Number of museums upgraded	2	-	Delay in implementation of projects
4	Rehabilitation of national heritage sites	Number of sites rehabilitated	10	-	Contracts awarded in October/ November 2019 for the rehabilitation and restoration of the following sites: i) La Tour Koenig (Phase 1) ii) Batterie Pointe du Diable iii) Ruins World War II (Phase 1) iv) L'Abreuvoir, Mahebourg v) Lavoire, Mahebourg Works delayed due to Covid-19 lockdown
Vote 12-1: MINISTRY OF SOCIAL SECURITY AND NATIONAL SOLIDARITY					
1	Rationalising social aid resulting in a reduction of social aid cases	Number of cases supported by social aid	13,000	9,392	The recent increase in basic pensions and the minimum wage has resulted in a significant decrease in the number of social aid cases.
2	Eliminate overpayment of basic pensions	Percentage of overpayment in pensions being recouped	50%	24%	Amount recouped as at June 2020: Rs 31.7 M.
3	Support to persons with disabilities	Number of people with disabilities trained and employed	50	38	As at June 2020, some 38 persons with disabilities have been trained and 23 employed
Vote 12-2: MINISTRY OF ENVIRONMENT AND SUSTAINABLE DEVELOPMENT					
1	Address beach erosion at critical coastal sites	Number of critical coastal sites rehabilitated and protected	4	3	Coastal sites rehabilitated at: i) Baie du Tombeau ii) GRSE iii) Roche Noire Open Space
2	Revamp popular public beaches as per Beach Management Plans	Number of beaches upgraded	2	-	Discussions ongoing with stakeholders to finalise scope of works.
3	Export of Hazardous Waste stored at La Chaumière	Quantity of Hazardous Waste collected and exported (tons)	200	159.8	Due to Covid-19 pandemic, the export of about 45 tons of hazardous wastes was postponed.
4	Implementation of a National Multi-Hazard Emergency Alert System	Common Alerting Protocol System operational	Jun-20	-	Emergency Alert System hardware installed in February 2020. EAS will go live once EAS testing and capacity building are completed; which are dependent on the opening of borders.
Vote 12-3: METEOROLOGICAL SERVICES					
1	Provision of accurate weather forecast service	Accuracy of weather and climate information for the citizens and other user communities	83%	77%	The accuracy of weather forecast depends on a number of atmospheric parameters. Owing to increasing uncertainty over the last season the accuracy of weather went down by 6 points.
Vote 13-1: MINISTRY OF AGRO-INDUSTRY AND FOOD SECURITY					
1	Implementation of an aggressive marketing strategy geared towards increasing exports of value added sugar	Value added sugar exported (tons)	370,000	376,359	

STATEMENT DA

Statement DA - Progress Report on Achievements and Performance

SN	Key Actions for Financial Year 2019-2020	Key Performance Indicator	Target	Achievement	Remarks
2	Bring back abandoned cane lands under cultivation	Minimum Additional area (ha)	500	422.9	Contracts signed for 688.6 ha involving 932 planters. Delay in execution of works due to unfavourable climatic conditions and Covid-19 lockdown.
3	Use of State land for bio-farming activities	State Land area put under bio-farming activities (Cumulative ha)	110	35	Due to water problem at Bio Organic Zone at Britannia, growers were not able to increase production.
4	Boost up the tea sector through the allocation of State Land	State Land area allocated for tea plantation (Cumulative ha)	242	114	55 arpents of tea planted at Grande Chartreuse.
5	Increase local honey production	Volume of honey produced in tons	30	28	Honey production influenced by unfavourable conditions and prevalence of varroa mites and small hive beetles. In order to increase honey production, bee zones have been created at Petit Sable and La Ferme.
6	Control of invasive alien species	Land under conservation management (Cumulative ha)	745	672.5	Delay in restoration work due to Covid-19 lockdown and shortage of labour.
Vote 14-1: MINISTRY OF INDUSTRY, COMMERCE AND CONSUMER PROTECTION					
1	Boosting domestic exports	Percentage increase in value of domestic exports excluding sugar	3%	-17%	The decrease in value of domestic exports is attributed to: i) Closure of enterprises leading to a decline in exports of wearing apparel; ii) A drop in exports of fish and fish preparations due to a decrease in export orders for fish fillets from Spain and Netherlands; and iii) Covid-19 Pandemic.
		Volume of domestic exports to African Countries (tons, excluding sugar)	150,000	69,186	Main products exported: i) Wheat flour ii) Animal feed iii) Fertilizers iv) Yarn & fabrics v) Detergents vi) Kitchenware
		Number of enterprises assisted under the Export Factoring Scheme (Cumulative)	15	-	Scheme being revisited in view of impact of Covid-19 pandemic
2	Adoption of modern technology	Number of enterprises benefiting from leasing facilities (Cumulative)	25	35	
3	Development of new standards and accreditation of conformity assessment bodies	Number of new standards developed	60	56	81 Mauritian Standards developed out of which 25 standards have been revised.
		Number of laboratories, Certification Bodies and Inspection Bodies accredited to international standards	5	2	Polyeco SA, Hazardous Waste Facility and Food Technology Laboratory have been accredited in December 2019 and June 2020 respectively. The following applications for accreditation are under process: i) Consolidated Fabrics Ltd Laboratory ii) Dry Mix Ltd Laboratory iii) Green Cross Medical Laboratory & Diagnostic Center iv) Omnimed Laboratory Services v) CDL Knits Ltd

STATEMENT DA

Statement DA - Progress Report on Achievements and Performance

SN	Key Actions for Financial Year 2019-2020	Key Performance Indicator	Target	Achievement	Remarks
4	Development of bunker trade	Sales volume of bunker fuels (metric tons)	650,000	692,501	The volume of bunker fuels supplied to vessels rose from 593,228 MT during FY 2018/2019 to 692,501 MT in FY 2019/2020, resulting in an increase of 16.7%.
Vote 15: ATTORNEY GENERAL'S OFFICE					
1	Timely delivery of legal advisory services	Average time for tendering legal advice (days)	10	10	
2	All policies requiring legislative actions effectively translated into appropriate legislations	Average time for policies to be translated into appropriate legislations (weeks)	6	6	
3	Timely advice on criminal investigations and decisions to prosecute cases	Percentage of cases that are processed within 8 weeks	≥ 90 %	90%	Requests for advice have been submitted within 8 weeks in 90% of cases and cases have been lodged before the respective court depending on advice provided.
Vote 16-1: MINISTRY OF YOUTH AND SPORTS					
1	Participation in the IOIG 2019	Number of Gold medals	100	92	
2	Promote Elite Sports	Number of medals at regional, national and international levels (excluding IOIG 2019)	195	93	59 medals at senior level out of which 17 were gold medals and 34 medals at junior level out of which 20 were gold medals
3	Encourage Mauritians to practise a sport for a healthier lifestyle	Number of persons practising sports and physical activities	200,000	200,000	Around 16% of population
4	Promote Mauritius as a Sports hub	Number of international sports events held in Mauritius	2	3	i) All Africa Golf Team Championships (October 2019) ii) Africa Savate Championships in French Boxing (September 2019) iii) Shandrani ATU Triathlon African Cup - (15 March 2020)
		Number of events/ concerts held at Cote D'Or complex	5	13	Out of 13 events held at Cote D'Or complex, 6 were sports events, 5 were concerts/ musical events and 2 were youth programmes
5	Youth Empowerment activities	Number of youths participating in National Youth Civic Service, Smart Youth and Volunteer Mauritius Programmes	60,000	60,059	NYCS - 194 Volunteer Mauritius - 480 Special Vacances - 1,800 Street Dance - 485 Youth Entrepreneurship - 321 Duke of Edinburgh's Award - 6,569 Lifeskills/leadership course - 910 IOIG (torch relay) - 10,000 Outreach programme - 300 Online Youth Concert - 30,000 (views) Youth Centre activities - 9,000
Vote 17-1: MINISTRY OF BUSINESS, ENTERPRISE AND COOPERATIVES					
1	Building export capabilities for SMEs	Number of SMEs successfully entering the export market	15	4	Despite training and contact promotion programmes, few SMEs are entering the export market. Data collection on SME Exports is another challenge.
2	Assisting innovative Start-Ups through Business Incubators	Number of Start-Ups incubated under the National SME Incubator Scheme (Cumulative)	225	131	Dropout rate in the pre-incubation stage is high and number of incubators has decreased.
3	Assisting SMEs to join the new E-Commerce Business Model	Number of SMEs joining the MCCI E-Commerce Platform	100	-	Technical and administrative issues encountered in implementation of project.

STATEMENT DA

Statement DA - Progress Report on Achievements and Performance

SN	Key Actions for Financial Year 2019-2020	Key Performance Indicator	Target	Achievement	Remarks
4	Promoting the culture of cooperative entrepreneurship	Number of persons trained in MQA Approved courses by the National Cooperative College	300	354	354 persons have followed capacity building training programmes out of which 49 persons were trained for Award capacity building training programmes and 305 for Non Award capacity building training programmes.
Vote 18-1: MINISTRY OF SOCIAL INTEGRATION AND ECONOMIC EMPOWERMENT					
1	Empowerment of beneficiaries	Number of eligible families successfully moved out of SRM	1,500	411	Recertification exercise to reassess the eligibility of existing SRM households delayed due to Covid-19 pandemic. Exercise is expected to be completed by October 2020.
2	Improve performance of students under the Social Register of Mauritius (SRM)	Percentage of SRM students successfully completing formal secondary education	40%	36%	Out of 289 students at HSC level for academic year 2019, 104 students have obtained the school premium scheme.
3	Support to NGOs by the National Corporate Social Responsibility Foundation (NCSR)	Number of NGOs supported	350	246	Around 300 projects have been supported through these NGOs.
Vote 19: MINISTRY OF OCEAN ECONOMY, MARINE RESOURCES, FISHERIES AND SHIPPING					
1	Increase fish production through small scale aquaculture	Tons of fish harvested through floating cage culture	5	-	Surveys have indicated that most floating cages were damaged and colonised by biofouling organisms. No fish farming is presently being carried out by fishermen cooperative societies. Subsequently, the following recommendations were made: (i) culture of new species; (ii) methods of integrated multipurpose aquaculture; and (iii) culture of juvenile lobsters.
2	Coral farming for rehabilitation of degraded coral reefs	Number of degraded sites rehabilitated	2	2	Trou aux Biches and Blue Bay Marine Park were rehabilitated.
3	Ensure compliance of shipping vessels with national and international maritime standards	Number of vessels registered under Mauritian Flag audited	15	19	
4	Increasing the number of candidates trained in the maritime sector	Number of Candidates trained at the Mauritius Maritime Training Academy	1,400	451	No training during Covid-19 lockdown. Courses resumed early July 2020.
		Number of Candidates trained at the Maritime Logistics Training Academy	350	-	No courses were provided due to unavailability of trainers.
Vote 20-1: MINISTRY OF LABOUR, INDUSTRIAL RELATIONS, EMPLOYMENT AND TRAINING					
1	Facilitate placement opportunities for registered jobseekers	Number of persons placed by the Ministry of Labour	9,000	5,359	No placement undertaken during Covid-19 lockdown.
2	Restructure the employment service with the setting up of a National Employment Department	Number of Employment Information Centres (EICs) restructured	3	1	Mapou EIC (renamed Goodlands EIC) moved to new location in March 2020. Rose Hill EIC moved to new office in July 2020; remaining EICs will be restructured over the next two years.
3	Flexing of work permit policies in respect of foreign workers for the agricultural sector	Number of foreign agricultural workers employed	1,500	577	Recruitment of foreign workers depends on employers. Low achievement was also owing to closure of borders following Covid-19 pandemic.
4	Enforcement of Labour legislation to address relevant grievances	Percentage of registered complaints settled	72%	58.7%	The target could not be achieved due to the closure of offices during Covid-19 lockdown.

STATEMENT DA

Statement DA - Progress Report on Achievements and Performance

SN	Key Actions for Financial Year 2019-2020	Key Performance Indicator	Target	Achievement	Remarks
5	Compliance with the National Minimum Wage Regulation	Percentage of firms implementing the national minimum wage where inspections were carried out	95%	96.8%	
6	Registration of Associations and Trade Unions	Average time taken to process an application for registration (Weeks)	4.5	4.5	
Vote 21-1: MINISTRY OF HOUSING AND LANDS					
1	Construction of social housing units	Number of social housing units constructed	1,920	267	Social Housing units were constructed at the following sites: i) Camp Levieux 60 HU ii) Baie du Tombeau 12 HU iii) Calebasses 43 HU iv) Camp de Masque 86 HU v) Montagne Longue 66 HU Projects delayed mostly due to inclement weather and Covid-19 pandemic.
2	Rehabilitation of NHDC Housing Estates	Number of NHDC Housing Estates rehabilitated	5	5	The following NHDC Housing Estates were rehabilitated: i) Rose Belle (Exim, Shell, Firinga IV) ii) Bambous (Exim, Firinga I) iii) St Pierre Exim iv) Highlands Exim v) Camp Levieux
3	New Planning and Development Bill to consolidate planning legislations	Bill Introduced in National Assembly	Apr-20	-	Following consultations with stakeholders, draft is being reviewed prior to Cabinet approval and vetting by SLO for introduction in the National Assembly
4	Establish a database of all State Lands	Digital State Land register operational	Jun-20	-	System installed with data migration in progress. System expected to go live in October 2020 following refresher training
5	Setting up of a Smart Mapping GIS Platform for Land Use Planning	GIS enabled mapping operational	Jun-20	-	Following cancellation of first bidding exercise, bids to be relaunched in October 2020 with revised cost estimates.
6	Review of the National Development Strategy	Draft Report submitted	Jun-20	-	In light of Covid-19 pandemic, submission of Draft Report has been postponed to end of June 2021.
Vote 22-1: MINISTRY OF CIVIL SERVICE AND ADMINISTRATIVE REFORMS					
1	Maintaining a System Approach to improve Safety and Health standards and compliance	Number of safety audits conducted	7,500	3,700	Low achievement due to Covid-19 confinement period.
		Number of organisations where OSH Management Systems developed	43	43	
2	Improving the efficiency of Public Officers through the Capacity Building and Capability Development Programme, customised training courses and e-learning	Number of Public Officers trained	11,000	6,915	Training interrupted due to Covid-19 pandemic

STATEMENT DA

Statement DA - Progress Report on Achievements and Performance

SN	Key Actions for Financial Year 2019-2020	Key Performance Indicator	Target	Achievement	Remarks
3	Operationalisation of the Payroll, Human Resources and Self-Service Modules of the HRMIS	Number of HRMIS modules operational	3	-	Payroll Module: 12 ministries/ organisations are at par with CISD June 2020 payroll; payroll module expected to go live by October 2020 Human Resources Module: Module under User Acceptance Testing. Self-Service Module: The Self-Service module is live and operational at the Ministry of Public Service, Adm. & IR as from 17 July 2020.
Vote 23-1: MINISTRY OF FINANCIAL SERVICES AND GOOD GOVERNANCE					
1	Ensuring compliance with FATF standards	Number of FATF recommendations (out of 40) for which Mauritius obtained a positive re-rating	16	35	Application for re-rating of the 5 remaining technical compliance recommendations submitted to ESAAMLG for consideration at the September 2020 Task Force Meeting.
2	Undertake National Risk Assessment to combat Money Laundering and Financing of Terrorism	Publication of Report	Sep-19	Aug-19	
3	Capacity Building for professionals in the Financial Services Sector	Number of professionals trained by the Financial Services Institute and Regional Centre of Excellence	1,600	1,610	1,490 professionals trained by FSI and 120 by the Regional Centre of Excellence.

06 November 2020

S.D. Ramdeen
Accountant-General

STATEMENT F

Detailed Statement of Investments as at 30 June 2020

A. QUOTED SHARES

Description	30 June 2020			30 June 2019		
	Fair Value	Nominal Value	Cost	Fair Value	Nominal Value	Cost
	(N1) Rs	Rs	Rs	(N1) Rs	Rs	Rs
Air Mauritius Limited	49,675,016	85,646,580	99,178,348	77,081,922	85,646,580	99,178,348
Alteo Limited (N2)	7,022	1,140	1,140	8,686	1,140	1,140
BlueLife Limited (N2)	640	1,976	1,976	1,200	1,976	1,976
Excelsior United Development Companies Limited	389	37	37	500	37	37
IBL Ltd	196	125	125	216	125	125
Lux Island Resorts Ltd	196	70	401	406	70	401
Medine Limited	1,298	300	300	1,883	300	300
New Mauritius Hotels Limited (N2)	405	240	240	1,217	240	240
SBM Holdings Ltd	578,666,201	149,526,150	41,058,573	834,355,917	149,526,150	41,058,573
Semaris Ltd (N2, N3)	79	472	472	-	-	-
The Bee Equity Partners Ltd (N2)	386	16	16	507	16	16
The United Basalt Products Limited	643	415	415	656	415	415
The Mauritius Development Investment Trust Company Limited	50	21	2	87	21	2
United Docks Ltd (N2)	54,720	9,600	9,600	83,040	9,600	9,600
United Investments Ltd	7,085	960	48	8,160	960	48
TOTAL QUOTED SHARES	628,414,326	235,188,102	140,251,693	911,544,397	235,187,630	140,251,221

B. UNQUOTED SHARES

Description	30 June 2020			30 June 2019		
	Fair Value	Nominal Value	Cost	Fair Value	Nominal Value	Cost
	(N1) Rs	Rs	Rs	(N1) Rs	Restated Rs	Restated Rs
AfrAsia Bank Limited	204	197	197	204	197	197
African Export-Import Bank	143,328,723	65,100,896	33,044,559	126,044,239	54,791,568	24,622,934
African Development Bank (N4)	2,567,110,060	1,828,385,562	1,828,385,562	2,274,462,638	1,619,951,834	1,619,951,834
African Reinsurance Corporation	125,350,171	36,744,064	36,744,064	110,233,780	32,312,976	32,312,976
Air Mauritius Holding Ltd	1,539,945,829	114,331,380	87,354,608	1,539,945,829	114,331,380	87,354,608
Airports of Mauritius Co. Ltd	12,942,435,824	2,207,085,170	2,207,085,170	12,942,435,824	2,207,085,170	2,207,085,170
<i>Carried forward</i>	17,318,170,811	4,251,647,269	4,192,614,160	16,993,122,514	4,028,473,125	3,971,327,719

STATEMENT F

Detailed Statement of Investments as at 30 June 2020

B. UNQUOTED SHARES - continued

Description	30 June 2020			30 June 2019		
	Fair Value (N1) Rs	Nominal Value Rs	Cost Rs	Fair Value (N1) Rs	Nominal Value Restated Rs	Cost Restated Rs
<i>brought forward</i>	17,318,170,811	4,251,647,269	4,192,614,160	16,993,122,514	4,028,473,125	3,971,327,719
Cargo Handling Corporation Limited	652,794,460	946,000,000	943,600,000	652,794,460	946,000,000	943,600,000
Development Bank of Mauritius Ltd	3,722,300,054	486,150,000	496,150,000	3,722,300,054	486,223,953	496,223,953
Discover Mauritius Ltd (N5)	-	-	-	-	500,000	500,000
Eastern & Southern African Trade & Development Bank (N6)	1,654,377,902	2,981,158,980	544,556,976	1,454,871,008	2,621,651,176	480,416,095
Investment Support Programme (ISP) Limited	-	1,000,000	1,000,000	-	-	-
Landscape (Mauritius) Ltd	12,222,102,918	1,115,442,700	3,167,566,278	12,222,102,918	1,115,442,700	3,167,566,278
MauBank Holdings Ltd	-	5,196,266,400	5,196,266,400	-	3,196,266,400	3,196,266,400
Mauritius Africa Fund Ltd (N7)	179,570,262	183,980,000	183,980,000	179,570,262	183,980,000	183,980,000
Mauritius Educational Development Company Limited	36,876,365	16,000,000	16,000,000	36,876,365	16,000,000	16,000,000
Mauritius Housing Company Ltd	2,153,417,697	120,000,050	59,161,634	2,153,417,697	120,000,050	59,161,634
Mauritius Multisports Infrastructure Ltd (N7)	2,260,840,353	4,484,274,285	4,484,274,285	2,260,840,353	2,182,025,000	2,182,025,000
Mauritius Shipping Corporation Ltd	820,936,286	290,693,000	290,693,000	820,936,286	290,693,000	290,693,000
Mauritius Telecom Ltd (N2)	3,104,724,966	63,625,174	63,625,174	3,104,724,966	63,625,174	63,625,174
Metro Express Ltd	3,486,406,136	10,363,766,487	10,363,766,487	3,486,406,136	8,486,370,872	8,486,370,872
Multi Carrier (Mauritius) Ltd	187,382,727	219,000,000	219,000,000	187,382,727	219,000,000	219,000,000
National Housing Development Co. Ltd	480,176,955	200,000,000	200,000,000	480,176,955	200,000,000	200,000,000
National Insurance Co. Ltd (N8)	-	-	-	-	30,000,000	30,000,000
National Property Fund Ltd (N8)	-	3	3	-	-	-
National Real Estate Ltd	511,660,336	500,000,000	500,000,000	511,660,336	500,000,000	500,000,000
NIC General Insurance Co. Ltd (N8)	-	-	-	5,460,812	30,000,000	30,000,000
Polytechnics Mauritius Ltd	228,967,091	299,937,111	299,937,111	228,967,091	299,937,111	299,937,111
<i>Carried forward</i>	49,020,705,319	31,718,941,459	31,222,191,508	48,501,610,940	25,016,188,561	24,816,693,236

STATEMENT F

Detailed Statement of Investments as at 30 June 2020

B. UNQUOTED SHARES - continued

Description	30 June 2020			30 June 2019		
	Fair Value (N1) Rs	Nominal Value Rs	Cost Rs	Fair Value (N1) Rs	Nominal Value Restated Rs	Cost Restated Rs
<i>brought forward</i>	49,020,705,319	31,718,941,459	31,222,191,508	48,501,610,940	25,016,188,561	24,816,693,236
PTA Reinsurance Company(ZEP-RE)	41,991,434	10,430,561	5,447,707	36,927,548	9,172,706	4,790,750
Rodrigues Educational Development Company Limited (N9)	3,836,536	29,000	29,000	3,836,536	29,000	29,000
Shelter Afrique	5,443,479	4,593,008	4,593,008	4,787,032	4,039,122	4,039,122
SME Equity Fund Ltd	89,773,519	105,847,043	105,317,588	89,773,519	105,847,043	105,317,588
SME Mauritius Ltd	20,303,796	25,000	25,000	20,303,796	25,000	25,000
Sugar Investment Trust	242,925,968	25,464,426	19,999,980	242,925,968	25,464,426	19,999,980
The Lux Collective (N2)	6	14	14	6	14	14
The Mauritius Post Ltd	-	626,111,200	626,111,200	-	626,111,200	626,111,200
The State Informatics Ltd	175,395,746	32,800,000	32,800,000	175,395,746	32,800,000	32,800,000
The State Investment Corporation Limited	6,813,442,984	85,000,000	85,000,000	6,813,442,984	85,000,000	85,000,000
TOTAL - UNQUOTED SHARES	56,413,818,787	32,609,241,711	32,101,515,005	55,889,004,075	25,904,677,072	25,694,805,890

C. EQUITY PARTICIPATION

Description	30 June 2020			30 June 2019		
	Fair Value (N1) Rs	Nominal Value Rs	Cost Rs	Fair Value (N1) Rs	Nominal Value Rs	Cost Rs
Airports of Mauritius Co. Ltd (N10)	-	760,000,000	760,000,000	-	510,000,000	510,000,000
Bank of Mauritius	27,799,710,436	2,000,000,000	2,000,000,000	27,799,710,436	2,000,000,000	2,000,000,000
Central Water Authority	10,271,358,520	1,862,250,913	1,862,250,913	10,271,358,520	1,862,250,913	1,862,250,913
Civil Service College	33,694,243	15,000,000	15,000,000	33,694,243	15,000,000	15,000,000
Economic Development Board	76,740,731	79,782,000	79,782,747	76,740,731	79,782,000	79,782,747
Mauritius Co-operative Livestock Marketing Federation	1,413,002	450,000	450,000	1,413,002	450,000	450,000
Mauritius Cane Industry Authority	1,787,916,514	173,803,732	173,803,732	1,787,916,514	173,803,732	173,803,732
National Transport Corporation	-	267,887,202	267,887,202	-	267,887,202	267,887,202
Rose Belle Sugar Estate Board	3,639,074,027	98,844,218	98,844,218	3,639,074,027	98,844,218	98,844,218
State Trading Corporation	2,783,781,518	400,000	400,000	2,783,781,518	400,000	400,000
Wastewater Management Authority	-	846,829,887	846,829,887	-	249,954,505	249,954,505
TOTAL - EQUITY PARTICIPATION	46,393,688,991	6,105,247,952	6,105,248,699	46,393,688,991	5,258,372,570	5,258,373,317

STATEMENT F

Detailed Statement of Investments as at 30 June 2020

D. OTHER INVESTMENTS

Description	30 June 2020		30 June 2019	
	Fair Value (N1) Rs	Cost Rs	Fair Value (N1) Rs	Cost Rs
Consolidated Fund - MUR Placement	594,695,000	594,695,000	599,095,000	599,095,000
Morris Legacy Fund	6,000,000	6,000,000	6,000,000	6,000,000
Prime Minister's Relief Fund	114,000,000	114,000,000	114,000,000	114,000,000
National Resilience Fund	200,000,000	200,000,000	200,000,000	200,000,000
TOTAL - OTHER INVESTMENTS	914,695,000	914,695,000	919,095,000	919,095,000
TOTAL - INVESTMENTS	104,350,617,104	39,261,710,397	104,113,332,463	32,012,525,428

Note:

N1 The fair value has been determined as follows:

(i) Quoted Shares are based on their market prices on the Stock Exchange of Mauritius as at the end of the financial year, except for Air Mauritius Limited, where the last available quote was on 22 April 2020.

(ii) Unquoted Shares and Equity Participation are based on the Net Asset figure from the latest audited financial statements of investees except for Investment Support Programme and National Property Fund Ltd which are based on latest available Management Accounts. In respect of foreign investments, the net asset figure has been translated at the exchange rate prevailing at 30 June 2020.

(iii) Other Investments - fair value approximates its cost.

N2 Cost has been determined based on nominal value/book value.

N3 New shares have been received during the year.

N4 The investment in African Development Bank has been restated to 32,930,000 units of account and translated at closing exchange rate.

N5 Investment has been fully impaired because the company is under winding up process.

N6 Based on the latest information obtained from the Bank, additional investment of US\$ 7,829,182 has been recognised.

N7 Based on new information obtained the investment has been restated.

N8 There has been a shareholding restructuring, whereby National Insurance Co. Ltd (NIC) has been taken over by National General Insurance Co. Ltd (NIC General) and NIC General has been taken over by National Property Fund Limited (NPFL). The restructuring exercise was completed in the financial year ended 30 June 2020 whereby the Government became the sole shareholder of Investments in NIC and NIC General were impaired fully.

N9 There has been a reclassification of investment in Rodrigues Educational Development Company Limited (REDCO) from equity participation to unquoted shares based on latest available information. Additionally cost of investment value Rs 51,000 was transferred from the Government to Rodrigues Regional Assembly.

N10 Fair value of Airports of Mauritius Co. Ltd has been disclosed under 'unquoted shares'.

Other Information:

(i) Investment in Editions de L'Océan Indien Ltee was disposed of in 2017.

(ii) Investment in Mauritius Infrastructure Fund Ltd was impaired fully because the company is under winding up process. The impairment was recognised as from the financial year 2018-2019 because as per the audited financial statements 2017 of the company, mention was made that the company has ceased business.

(iii) Investments denominated in foreign currencies are translated at year end exchange rate.



S.D. RAMDEEN
Accountant-General

21 December 2020

STATEMENT G

Detailed Statement of Advances as at 30 June 2020

	Balance 30 June 2019 Rs	New Advances/ Transfer in during the Year Rs	Advances Repaid/ Transfer out during the Year Rs	Amount Written-Off Rs	Balance 30 June 2020 Rs
OFFICES					
1. The Secretary to the President, Office of the President					
Motor Car	1,448,773	1,475,952	997,243	-	1,927,482
2. The Clerk of the National Assembly					
Motor Car	5,764,175	1,628,925	2,409,579	-	4,983,521
Motor Cycle	68,843	-	10,457	-	58,386
Sundries	371,902	-	-	-	371,902
3. The Electoral Commissioner, Office of the Electoral Commissioner					
Motor Car	2,705,466	600,000	1,284,286	-	2,021,180
Motor Cycle	36,250	-	20,714	-	15,536
4. The Judge in Bankruptcy and Master & Registrar, The Judiciary					
Motor Car	47,275,192	8,145,712	16,274,164	-	39,146,740
Motor Cycle	120,651	-	20,328	-	100,323
Dishonoured Cheques	60,463	325,815	342,373	-	43,905
Personal Account	468,708	-	-	-	468,708
5. The Secretary, Public Service Commission and Disciplined Forces Service Commission					
Motor Car	4,065,267	733,143	2,617,655	-	2,180,755
6. The Senior Investigations Officer, Office of Ombudsman					
Motor Car	460,619	-	81,286	-	379,333
7. The Director of Audit, National Audit Office					
Motor Car	19,556,054	3,193,321	5,670,154	-	17,079,221
Personal Account	46,773	-	24,000	-	22,773
8. The President, Employment Relations Tribunal					
Motor Car	2,000,715	821,429	1,560,283	-	1,261,861
9. The Secretary, Local Government Service Commission					
Motor Car	1,871,544	1,417,212	792,737	-	2,496,019
10. The Secretary, Ombudsperson for Children's Office					
Motor Car	-	595,000	35,417	-	559,583
TOTAL - OFFICES	86,321,395	18,936,509	32,140,676	-	73,117,228
PRIME MINISTER'S OFFICE, MINISTRY OF FINANCE AND ECONOMIC DEVELOPMENT AND EXTERNAL COMMUNICATIONS					
1. The Secretary to Cabinet and Head of the Civil Service, Cabinet Office					
Motor Car	1,238,097	5,230,842	3,288,063	-	3,180,876

STATEMENT G

Detailed Statement of Advances as at 30 June 2020

	Balance 30 June 2019 Rs	New Advances/ Transfer in during the Year Rs	Advances Repaid/ Transfer out during the Year Rs	Amount Written-Off Rs	Balance 30 June 2020 Rs
PRIME MINISTER'S OFFICE, MINISTRY OF FINANCE AND ECONOMIC DEVELOPMENT AND EXTERNAL COMMUNICATIONS <i>-continued</i>					
1.1. Independent Broadcasting Authority					
Motor Car	-	1,382,561	186,489	-	1,196,072
2. The Secretary to Cabinet and Head of the Civil Service, Private Office and Ceremonials and Equal Opportunities Commission					
Motor Car	3,629,913	1,678,571	1,330,717	-	3,977,767
2.1. Independent Commission Against Corruption					
Motor Car	15,394,237	3,500,000	5,024,088	-	13,870,149
3. The Secretary to Cabinet and Head of the Civil Service, Home Affairs					
Motor Car	5,318,778	2,936,089	3,442,714	-	4,812,153
Motor Cycle	131,249	-	25,843	-	105,406
3.1. Financial Intelligence Unit					
Motor Car	1,140,180	500,000	1,640,180	-	-
3.2. Gambling Regulatory Authority					
Motor Car	428,571	-	428,571	-	-
3.3. National Human Rights Commission					
Motor Car	833,333	695,000	374,107	-	1,154,226
3.4. Economic Development Board					
Motor Car	3,456,917	-	3,456,917	-	-
4. The Secretary to Cabinet and Head of the Civil Service, Government Information Service					
Motor Car	46,644,729	9,841,675	11,724,232	-	44,762,172
5. The Director, Pay Research Bureau					
Motor Car	7,907,172	438,895	2,509,872	-	5,836,195
6. The Registrar of Civil Status, Civil Status Division					
Motor Car	3,854,316	325,000	906,760	-	3,272,556
Motor Cycle	4,501	50,475	5,302	-	49,674
7. The Permanent Secretary, National Development Unit					
Motor Car	16,058,339	7,073,860	6,400,185	-	16,732,014
Personal Account	9,461	1,723,680	164,160	-	1,568,981
8. The Permanent Secretary, External Communications					
Motor Car	170,600	2,139,947	375,813	-	1,934,734
9. The Director of Civil Aviation					
Motor Car	11,725,371	4,080,715	3,503,759	-	12,302,327

STATEMENT G

Detailed Statement of Advances as at 30 June 2020

	Balance 30 June 2019 Rs	New Advances/ Transfer in during the Year Rs	Advances Repaid/ Transfer out during the Year Rs	Amount Written-Off Rs	Balance 30 June 2020 Rs
PRIME MINISTER'S OFFICE, MINISTRY OF FINANCE AND ECONOMIC DEVELOPMENT AND EXTERNAL COMMUNICATIONS <i>-continued</i>					
10. The Government Printer, Government Printing					
Motor Car	3,712,387	2,295,318	1,615,551	-	4,392,154
Motor Cycle	532,847	130,200	207,764	-	455,283
Dishonoured Cheques	-	4,000	-	-	4,000
11. The Director, Forensic Science Laboratory					
Motor Car	2,776,616	675,000	1,268,315	-	2,183,301
12. The Financial Secretary, Finance and Economic Development					
Motor Car	32,988,087	13,198,456	18,909,794	-	27,276,749
Motor Cycle	15,934	-	15,934	-	-
Personal Account	11,106	-	-	-	11,106
MauBank Holdings	2,000,000,000	-	2,000,000,000	-	-
12.1. Economic Development Board					
Motor Car	-	3,354,750	1,648,511	-	1,706,239
12.2. Mauritius Revenue Authority					
Motor Car	72,960,155	25,703,170	23,325,696	-	75,337,629
12.3 Gambling Regulatory Authority					
Motor Car	-	2,118,572	251,667	-	1,866,905
13. The Director, Procurement Policy Office					
Motor Car	811,754	38,526	850,280	-	-
14. The Chief Executive, Central Procurement Board					
Motor Car	3,061,401	2,315,000	960,291	-	4,416,110
Personal Account	39,287	-	39,287	-	-
15. The Accountant-General, Treasury					
Motor Car	10,104,900	1,528,107	4,285,525	-	7,347,482
Personal Account	31,317	-	-	-	31,317
SICOM	60,162,250	46,366,000	27,188,440	-	79,339,810
Pensioners - Motor Car	19,813,141	5,221,993	8,402,170	-	16,632,964
15.1. Mauritius Ex-Services Trust Fund					
Motor Car	314,285	-	104,762	-	209,523
15.2. Civil Service Family Protection Scheme Board					
Motor Car	1,922,386	1,776,000	851,642	-	2,846,744
16. The Director of Statistics, Statistics Mauritius					
Motor Car	14,369,854	1,612,000	4,015,146	-	11,966,708
Motor Cycle	24,357	-	8,857	-	15,500

STATEMENT G

Detailed Statement of Advances as at 30 June 2020

	Balance 30 June 2019 Rs	New Advances/ Transfer in during the Year Rs	Advances Repaid/ Transfer out during the Year Rs	Amount Written-Off Rs	Balance 30 June 2020 Rs
PRIME MINISTER'S OFFICE, MINISTRY OF FINANCE AND ECONOMIC DEVELOPMENT AND EXTERNAL COMMUNICATIONS <i>-continued</i>					
17. The Permanent Secretary, Ministry of Finance and Economic Development, Valuation Department					
Motor Car	10,555,531	1,720,000	3,447,252	-	8,828,279
18. The Registrar of Companies, Corporate and Business Registration Department					
Motor Car	2,582,484	-	1,215,805	-	1,366,679
Dishonoured Cheques	187,370	312,100	222,610	-	276,860
Bankruptcy	20,000	-	-	-	20,000
19. The Registrar-General, Registrar- General's Department					
Motor Car	6,069,229	1,388,600	3,378,786	-	4,079,043
Losses	398,700	-	-	-	398,700
Dishonoured Cheques	963,200	4,071,380	4,659,890	-	374,690
TOTAL - PRIME MINISTER'S OFFICE, MINISTRY OF FINANCE AND ECONOMIC DEVELOPMENT AND EXTERNAL COMMUNICATIONS	2,362,374,342	155,426,482	2,151,661,747	-	366,139,077
DEPUTY PRIME MINISTER'S OFFICE, MINISTRY OF ENERGY AND PUBLIC UTILITIES					
1. The Permanent Secretary					
Motor Car	5,199,412	2,339,762	3,305,949	-	4,233,225
2. Water Resources Unit					
Motor Car	1,903,253	2,818,500	1,061,657	-	3,660,096
TOTAL - DEPUTY PRIME MINISTER'S OFFICE, MINISTRY OF ENERGY AND PUBLIC UTILITIES	7,102,665	5,158,262	4,367,606	-	7,893,321
MINISTER MENTOR'S OFFICE, MINISTRY OF DEFENCE AND RODRIGUES					
1. The Permanent Secretary					
Motor Car	2,758,546	2,101,048	1,384,895	-	3,474,699
2. The Permanent Secretary, Continental Shelf and Maritime Zones Administration and Exploration					
Motor Car	3,338,995	1,000,000	852,829	-	3,486,166

STATEMENT G

Detailed Statement of Advances as at 30 June 2020

	Balance 30 June 2019 Rs	New Advances/ Transfer in during the Year Rs	Advances Repaid/ Transfer out during the Year Rs	Amount Written-Off Rs	Balance 30 June 2020 Rs
MINISTER MENTOR'S OFFICE, MINISTRY OF DEFENCE AND RODRIGUES <i>-continued</i>					
3. The Permanent Secretary, Rodrigues					
Motor Car	57,305,789	15,417,390	15,458,442	-	57,264,737
Motor Cycle	17,071,593	4,148,749	2,680,504	-	18,539,838
Claims	48,632	-	-	-	48,632
4. The Permanent Secretary, Reform Institutions and Rehabilitation					
Motor Car	5,887,751	1,459,500	1,891,753	-	5,455,498
Motor Cycle	235,851	-	51,194	-	184,657
5. The Commissioner of Police, Police Service					
Motor Car	263,242,082	71,662,800	84,496,745	-	250,408,137
Motor Cycle	40,755,037	8,735,500	11,668,601	-	37,821,936
Personal Account	31,704,659	9,432,651	9,321,866	-	31,815,444
Salary	121,860	-	121,860	-	-
Dishonoured Cheques	63,228	187,515	217,215	-	33,528
Sundries	121,166	-	-	-	121,166
Overpayment	-	46,074	-	-	46,074
6. The Commissioner of Prisons, Prison Service					
Motor Car	33,725,461	7,185,900	11,879,944	-	29,031,417
Motor Cycle	5,187,256	703,400	1,493,909	-	4,396,747
Personal Account	1,257,975	-	-	-	1,257,975
Government Bodies	-	3,980,280	-	-	3,980,280
TOTAL - MINISTER MENTOR'S OFFICE, MINISTRY OF DEFENCE AND RODRIGUES	462,825,881	126,060,807	141,519,757	-	447,366,931
VICE-PRIME MINISTER'S OFFICE, MINISTRY OF LOCAL GOVERNMENT AND OUTER ISLANDS, AND GENDER EQUALITY, CHILD DEVELOPMENT, AND FAMILY WELFARE					
1. The Permanent Secretary, Local Government and Outer Islands					
Motor Car	3,942,805	3,154,674	2,620,898	-	4,476,581
Government Bodies	116,126,007	-	-	-	116,126,007
2. The Chief Fire Officer, Mauritius Fire and Rescue Service					
Motor Car	15,054,897	3,887,000	5,698,524	-	13,243,373
Motor Cycle	4,003,554	749,274	1,368,700	-	3,384,128
Personal Account	11,992	105,348	90,348	-	26,992

STATEMENT G

Detailed Statement of Advances as at 30 June 2020

	Balance 30 June 2019 Rs	New Advances/ Transfer in during the Year Rs	Advances Repaid/ Transfer out during the Year Rs	Amount Written-Off Rs	Balance 30 June 2020 Rs
VICE-PRIME MINISTER'S OFFICE, MINISTRY OF LOCAL GOVERNMENT AND OUTER ISLANDS, AND GENDER EQUALITY, CHILD DEVELOPMENT, AND FAMILY WELFARE <i>-continued</i>					
3. The Permanent Secretary, Gender Equality, Child Development and Family Welfare					
Motor Car	14,277,092	825,298	4,432,345	-	10,670,045
Motor Cycle	43,950	-	-	-	43,950
3.1. National Women's Council					
Motor Car	2,610,429	460,000	789,663	-	2,280,766
3.2. Sugar Industry Labour Welfare Fund					
Motor Car	-	2,966,775	204,928	-	2,761,847
4. The Permanent Secretary, Social Welfare and Community-Based Activities					
Motor Car	3,668,538	1,821,700	1,216,516	-	4,273,722
TOTAL - VICE-PRIME MINISTER'S OFFICE, MINISTRY OF LOCAL GOVERNMENT AND OUTER ISLANDS, AND GENDER EQUALITY, CHILD DEVELOPMENT, AND FAMILY WELFARE	159,739,264	13,970,069	16,421,922	-	157,287,411
MINISTRY OF TECHNOLOGY, COMMUNICATION AND INNOVATION					
1. The Permanent Secretary					
Motor Car	6,382,309	5,748,853	4,650,830	-	7,480,332
Dishonoured Cheques	1,500	10,300	1,100	1,500	9,200
1.1. Independent Broadcasting Authority					
Motor Car	1,575,418	-	1,575,418	-	-
1.2. Mauritius Research Council					
Motor Car	1,348,577	2,970,000	583,500	-	3,735,077
1.3. National Computer Board					
Motor Car	6,253,411	2,480,696	1,914,351	-	6,819,756
1.4. Postal Services					
Personal Account	129,896	-	-	-	129,896
Motor Car	78	-	-	-	78
Motor Cycle	20,178	-	-	-	20,178
2. The Director, Central Informatics Bureau					
Motor Car	10,100,765	1,000,000	3,112,276	-	7,988,489
3. The Director, Central Information Systems Division					
Motor Car	9,059,888	1,194,042	4,072,855	-	6,181,075
TOTAL - MINISTRY OF TECHNOLOGY, COMMUNICATION AND INNOVATION	34,872,020	13,403,891	15,910,330	1,500	32,364,081

STATEMENT G

Detailed Statement of Advances as at 30 June 2020

	Balance 30 June 2019 Rs	New Advances/ Transfer in during the Year Rs	Advances Repaid/ Transfer out during the Year Rs	Amount Written-Off Rs	Balance 30 June 2020 Rs
MINISTRY OF PUBLIC INFRASTRUCTURE AND LAND TRANSPORT, AND FOREIGN AFFAIRS, REGIONAL INTEGRATION AND INTERNATIONAL TRADE					
1. The Senior Chief Executive, Public Infrastructure					
Motor Car	40,168,985	14,324,500	15,511,050	-	38,982,435
Motor Cycle	318,830	269,500	98,854	-	489,476
1.1. Road Development Authority					
Motor Car	5,117,128	2,075,000	2,077,867	-	5,114,261
1.2. Construction Industry Development Board					
Motor Car	866,667	-	200,000	-	666,667
2. The Senior Chief Executive, Land Transport					
Motor Car	5,114,328	2,700,743	1,926,326	-	5,888,745
Motor Cycle	39,929	-	7,986	-	31,943
2.1. Bus Industry Employees Welfare Fund					
Motor Car	62,916	-	62,916	-	-
3. The Road Transport Commissioner, National Transport Authority					
Motor Car	11,071,558	1,836,400	3,660,968	-	9,246,990
Losses	5,387,840	-	-	-	5,387,840
Personal Account	22,250	57,000	74,150	-	5,100
Dishonoured Cheques	2,396,038	3,246,650	3,021,050	-	2,621,638
4. The Secretary for Foreign Affairs					
Motor Car	13,834,165	6,416,668	7,498,175	-	12,752,658
Motor Cycle	28,920	-	15,176	-	13,744
Mauritius Embassy - Antananarivo - Sundries	381,222	-	-	-	381,222
Mauritius Embassy - Beijing - Sundries	2,074,342	413,815	554,420	-	1,933,737
Mauritius Embassy - Berlin - Sundries	845,149	580,348	-	-	1,425,497
Mauritius Embassy - Brussels - Sundries	300,340	205,107	56,424	-	449,023
Mauritius Embassy - Cairo - Sundries	623,708	-	-	-	623,708
Mauritius High Commission - Canberra - Sundries	325,147	-	-	-	325,147
Office of The Permanent Representative - Geneva - Sundries	1,154,155	752,550	131,796	-	1,774,909
Mauritius High Commission - Islamabad	82,920	-	-	-	82,920
Mauritius High Commission - Kuala Lumpur - Sundries	1,094,177	-	-	-	1,094,177

STATEMENT G

Detailed Statement of Advances as at 30 June 2020

	Balance 30 June 2019 Rs	New Advances/ Transfer in during the Year Rs	Advances Repaid/ Transfer out during the Year Rs	Amount Written-Off Rs	Balance 30 June 2020 Rs
MINISTRY OF PUBLIC INFRASTRUCTURE AND LAND TRANSPORT, AND FOREIGN AFFAIRS, REGIONAL INTEGRATION AND INTERNATIONAL TRADE <i>-continued</i>					
4. The Secretary for Foreign Affairs - continued					
Mauritius High Commission - London - Sundries	14,093	-	-	-	14,093
Mauritius Embassy - Maputo - Sundries	111,647	115,780	-	-	227,427
Russian Mission - Moscow - Sundries	193,824	-	-	-	193,824
Consulate of Mauritius - Mumbai - Sundries	8,526,699	-	-	-	8,526,699
Mauritius High Commission - New Delhi - Sundries	-	632,977	-	-	632,977
Office of The Permanent Representative - New York - Sundries	3,687,935	210,481	683,420	-	3,214,996
Mauritius Embassy - Paris - Sundries	3,453,861	15,221	-	-	3,469,082
Mauritius High Commission - Pretoria - Sundries	201,171	80,579	34,319	-	247,431
Mauritius Embassy - Riyaad	87,167	50,009	-	-	137,176
Mauritius Embassy - Washington - Sundries	299,200	19,067	68,222	-	250,045
Government Bodies	-	1,181,079	-	-	1,181,079
Sundries	545,502	60,000	-	-	605,502
5. International Trade Division					
Motor Car	2,990,799	1,323,900	1,313,945	-	3,000,754
Sundries	8,157	-	-	-	8,157
TOTAL - MINISTRY OF PUBLIC INFRASTRUCTURE AND LAND TRANSPORT, AND FOREIGN AFFAIRS, REGIONAL INTEGRATION AND INTERNATIONAL TRADE	111,430,769	36,567,374	36,997,064	-	111,001,079
MINISTRY OF EDUCATION AND HUMAN RESOURCES, TERTIARY EDUCATION AND SCIENTIFIC RESEARCH					
1. The Senior Chief Executive					
Motor Car	494,159,868	125,293,366	175,484,449	-	443,968,785
Motor Cycle	695,460	-	158,300	-	537,160
Sundries	-	41,600	-	-	41,600
1.1 Early Childhood Care and Education Authority					
Motor Car	495,683	1,112,815	296,580	-	1,311,918

STATEMENT G

Detailed Statement of Advances as at 30 June 2020

	Balance 30 June 2019 Rs	New Advances/ Transfer in during the Year Rs	Advances Repaid/ Transfer out during the Year Rs	Amount Written-Off Rs	Balance 30 June 2020 Rs
MINISTRY OF EDUCATION AND HUMAN RESOURCES, TERTIARY EDUCATION AND SCIENTIFIC RESEARCH <i>-continued</i>					
1.2. Mauritius Examinations Syndicate					
Motor Car	17,886,909	4,283,144	6,115,865	-	16,054,188
Motor Cycle	22,011	-	15,722	-	6,289
1.3. Mahatma Gandhi Institute					
Motor Car	50,029,372	14,432,000	14,474,679	-	49,986,693
1.4. Mauritius Institute of Education					
Motor Car	28,323,195	7,080,227	8,045,302	-	27,358,120
1.5. Mauritius Institute of Training and Development					
Motor Car	33,537,118	2,640,000	10,196,616	-	25,980,502
1.6. Mauritius Qualifications Authority					
Motor Car	6,125,483	-	1,784,755	-	4,340,728
1.7. Open University of Mauritius					
Motor Car	17,014,306	1,800,000	4,280,749	-	14,533,557
1.8. Private Secondary Schools Authority					
Motor Car	7,949,691	-	2,779,431	-	5,170,260
1.9. Private Secondary School Authority Staff					
Motor Car	290,430,620	69,477,066	95,373,038	-	264,534,648
1.10. Roman Catholic Education					
Motor Car	23,958,979	12,600,428	7,034,769	-	29,524,638
1.11. Rajiv Gandhi Science Centre Trust Fund					
Motor Car	1,027,712	-	316,303	-	711,409
1.12. Tertiary Education Commission					
Motor Car	8,617,104	1,000,000	2,345,577	-	7,271,527
1.13. Universite des Mascareignes					
Motor Car	10,356,384	6,106,085	3,143,122	-	13,319,347
1.14. University of Mauritius					
Motor Car	75,152,574	13,964,000	28,042,246	-	61,074,328
Motor Cycle	100,672	-	27,384	-	73,288
1.15. University of Technology, Mauritius					
Motor Car	8,068,799	2,530,000	2,272,541	-	8,326,258
TOTAL - MINISTRY OF EDUCATION AND HUMAN RESOURCES, TERTIARY EDUCATION AND SCIENTIFIC RESEARCH	1,073,951,940	262,360,731	362,187,428	-	974,125,243

STATEMENT G

Detailed Statement of Advances as at 30 June 2020

	Balance 30 June 2019 Rs	New Advances/ Transfer in during the Year Rs	Advances Repaid/ Transfer out during the Year Rs	Amount Written-Off Rs	Balance 30 June 2020 Rs
MINISTRY OF TOURISM					
1. The Permanent Secretary					
Motor Car	1,702,819	2,130,079	1,976,899	-	1,855,999
1.1. Mauritius Tourism Promotion Authority					
Motor Car	2,388,082	650,000	941,157	-	2,096,925
1.2. Tourism Authority					
Motor Car	1,917,550	-	489,420	-	1,428,130
1.3 Beach Authority					
Motor Car	-	3,845,392	411,234	-	3,434,158
TOTAL - MINISTRY OF TOURISM	6,008,451	6,625,471	3,818,710	-	8,815,212
MINISTRY OF HEALTH AND QUALITY OF LIFE					
1. The Senior Chief Executive					
Motor Car	561,368,510	173,998,256	186,016,170	-	549,350,596
Motor Cycle	156,151	162,066	103,631	-	214,586
Personal Account	221,608	-	4,000	-	217,608
Overpayment	529,007	-	-	-	529,007
TOTAL - MINISTRY OF HEALTH AND QUALITY OF LIFE	562,275,276	174,160,322	186,123,801	-	550,311,797
MINISTRY OF ARTS AND CULTURE					
1. The Permanent Secretary					
Motor Car	11,564,309	6,652,403	6,249,846	-	11,966,866
Overpayment	38,338	-	13,145	-	25,193
1.1. Mauritius Society of Authors (ex Mauritius Rights Management Society)					
Motor Car	2,000,000	-	-	-	2,000,000
2. National Archives Department					
Motor Car	634,286	-	634,286	-	-
Motor Cycle	22,158	-	7,386	-	14,772
TOTAL - MINISTRY OF ARTS AND CULTURE	14,259,091	6,652,403	6,904,663	-	14,006,831
MINISTRY OF SOCIAL SECURITY, NATIONAL SOLIDARITY, AND ENVIRONMENT AND SUSTAINABLE DEVELOPMENT					
1. The Permanent Secretary, Social Security and National Solidarity					
Motor Car	20,408,696	8,939,975	13,239,478	-	16,109,193
Losses Social Aid	660,252	-	-	-	660,252
Social Aids	1,842	-	-	-	1,842
Sundries	-	40,000	-	-	40,000

STATEMENT G

Detailed Statement of Advances as at 30 June 2020

	Balance 30 June 2019 Rs	New Advances/ Transfer in during the Year Rs	Advances Repaid/ Transfer out during the Year Rs	Amount Written-Off Rs	Balance 30 June 2020 Rs
MINISTRY OF SOCIAL SECURITY, NATIONAL SOLIDARITY, AND ENVIRONMENT AND SUSTAINABLE DEVELOPMENT <i>-continued</i>					
2. National Pension Management					
Motor Car	12,447,071	3,871,464	4,464,330	-	11,854,205
Personal Account	55,920	-	-	-	55,920
Overpayment as a result of fraudulent encashment	448,220	-	-	-	448,220
3. The Permanent Secretary, Environment and Sustainable Development					
Motor Car	18,852,892	5,510,006	8,224,793	-	16,138,105
Dishonoured Cheques	21,500	-	21,500	-	-
3.1. Beach Authority					
Motor Car	844,522	2,000,870	2,845,392	-	-
4. The Director, Meteorological Services					
Motor Car	6,979,831	1,070,000	3,993,278	-	4,056,553
Salary	-	76,905	17,285	-	59,620
Dishonoured Cheques	-	10,500	-	-	10,500
TOTAL - MINISTRY OF SOCIAL SECURITY, NATIONAL SOLIDARITY, AND ENVIRONMENT AND SUSTAINABLE DEVELOPMENT	60,720,746	21,519,720	32,806,056	-	49,434,410
MINISTRY OF AGRO-INDUSTRY AND FOOD SECURITY					
1. The Senior Chief Executive					
Motor Car	35,217,743	10,839,590	14,950,909	-	31,106,424
Motor Cycle	214,017	-	103,991	-	110,026
Personal Account	-	46,074	46,074	-	-
1.1. Food and Agricultural Research and Extension Institute					
Motor Car	25,128,221	7,979,660	9,681,349	-	23,426,532
Motor Cycle	89,873	-	89,873	-	-
1.2. Irrigation Authority					
Motor Car	3,145,409	1,549,050	1,137,628	-	3,556,831
Motor Cycle	729,254	141,333	190,720	-	679,867
1.3. Mauritius Meat Authority					
Motor Car	1,882,572	-	386,179	-	1,496,393
1.4. Small Farmers Welfare Fund					
Motor Car	395,926	644,000	144,488	-	895,438
Motor Cycle	131,771	-	27,524	-	104,247
1.5 Agricultural Marketing Board					
Agriculture - Sundries	25,000,000	-	-	-	25,000,000
Motor car	-	574,664	-	-	574,664
TOTAL - MINISTRY OF AGRO- INDUSTRY AND FOOD SECURITY	91,934,786	21,774,371	26,758,735	-	86,950,422

STATEMENT G

Detailed Statement of Advances as at 30 June 2020

	Balance 30 June 2019 Rs	New Advances/ Transfer in during the Year Rs	Advances Repaid/ Transfer out during the Year Rs	Amount Written-Off Rs	Balance 30 June 2020 Rs
MINISTRY OF INDUSTRY, COMMERCE AND CONSUMER PROTECTION					
1. The Permanent Secretary, Industry Division					
Motor Car	7,931,489	2,331,674	4,452,968	-	5,810,195
1.1. Mauritius Standards Bureau					
Motor Car	6,259,119	4,440,400	2,232,968	-	8,466,551
1.2. Fashion and Design Institute					
Motor Car	1,708,911	-	469,320	-	1,239,591
1.3. National Productivity and Competitiveness Council					
Motor Car	-	5,916,025	1,115,207	-	4,800,818
Motor Cycle	-	77,586	12,829	-	64,757
2. The Permanent Secretary, Commerce and Consumer Protection Division					
Motor Car	4,482,436	1,368,214	2,927,494	-	2,923,156
Sundries	-	20,000	-	-	20,000
2.1 Competititon Commission					
Motor Car	-	1,950,796	67,876	-	1,882,920
TOTAL - MINISTRY OF INDUSTRY, COMMERCE AND CONSUMER PROTECTION	20,381,955	16,104,695	11,278,662	-	25,207,988
ATTORNEY-GENERAL'S OFFICE, MINISTRY OF JUSTICE, HUMAN RIGHTS AND INSTITUTIONAL REFORMS					
1. The Chief Legal Secretary, Office of the Solicitor-General					
Motor Car	13,526,916	4,113,667	5,665,327	-	11,975,256
Motor Cycle	14,315	-	14,315	-	-
Sundries	748,730	-	-	-	748,730
Personal Account	8,590	-	-	-	8,590
1.1. Law Reform Commission					
Motor Car	3,467,657	-	844,207	-	2,623,450
2. Curator of Vacant Estates					
Curatelle Fund	6,000	-	6,000	-	-
3. The Chief Legal Secretary, Office of the Director of Public Prosecutions					
Motor Car	17,167,381	2,549,886	4,919,170	-	14,798,097
Personal Account	117,850	-	-	-	117,850
Imprest Remittance	150,000	-	-	-	150,000
4. The Senior Chief Executive, Justice, Human Rights and Institutional Reforms					
Motor Car	4,543,428	2,923,083	3,704,005	-	3,762,506
TOTAL - ATTORNEY-GENERAL'S OFFICE, MINISTRY OF JUSTICE, HUMAN RIGHTS AND INSTITUTIONAL REFORMS	39,750,867	9,586,636	15,153,024	-	34,184,479

STATEMENT G

Detailed Statement of Advances as at 30 June 2020

	Balance 30 June 2019 Rs	New Advances/ Transfer in during the Year Rs	Advances Repaid/ Transfer out during the Year Rs	Amount Written-Off Rs	Balance 30 June 2020 Rs
MINISTRY OF YOUTH AND SPORTS					
1. The Permanent Secretary, Sports Division					
Motor Car	8,236,217	2,162,500	2,889,234	-	7,509,483
Motor Cycle	48,572	-	-	-	48,572
Government Bodies	182,200,000	-	-	-	182,200,000
2. The Permanent Secretary, Youth Division					
Motor Car	7,743,947	3,848,488	4,476,318	-	7,116,117
Dishonoured Cheques	-	100,583	-	-	100,583
TOTAL - MINISTRY OF YOUTH AND SPORTS	198,228,736	6,111,571	7,365,552	-	196,974,755
MINISTRY OF BUSINESS, ENTERPRISE AND COOPERATIVES					
1. The Senior Chief Executive, Cooperatives Division					
Motor Car	9,160,130	1,516,307	4,822,978	-	5,853,459
1.1. Small and Medium Enterprises Development Authority					
Motor Car	2,796,828	2,363,095	1,575,820	-	3,584,103
Sundries	-	20,000	-	-	20,000
TOTAL - MINISTRY OF BUSINESS, ENTERPRISE AND COOPERATIVES	11,956,958	3,899,402	6,398,798	-	9,457,562
MINISTRY OF SOCIAL INTEGRATION AND ECONOMIC EMPOWERMENT					
1. The Permanent Secretary					
Motor Car	537,112	1,640,100	703,712	-	1,473,500
TOTAL - MINISTRY OF SOCIAL INTEGRATION AND ECONOMIC EMPOWERMENT	537,112	1,640,100	703,712	-	1,473,500
MINISTRY OF OCEAN ECONOMY, MARINE RESOURCES, FISHERIES AND SHIPPING					
1. The Permanent Secretary					
Motor Car	23,181,690	10,272,473	9,896,525	-	23,557,638
Motor Cycle	550,641	-	146,194	-	404,447
Personal Account	86,765	-	24,000	-	62,765
2. The Permanent Secretary, Shipping					
Motor Car	3,316,247	-	1,330,149	-	1,986,098

STATEMENT G

Detailed Statement of Advances as at 30 June 2020

	Balance 30 June 2019 Rs	New Advances/ Transfer in during the Year Rs	Advances Repaid/ Transfer out during the Year Rs	Amount Written-Off Rs	Balance 30 June 2020 Rs
MINISTRY OF OCEAN ECONOMY, MARINE RESOURCES, FISHERIES AND SHIPPING <i>-continued</i>					
3. The Head of Competent Authority, Certification of Seafood Products for Exports: Competent Authority					
Motor Car	1,059,380	-	809,380	-	250,000
TOTAL - MINISTRY OF OCEAN ECONOMY, MARINE RESOURCES, FISHERIES AND SHIPPING	28,194,723	10,272,473	12,206,248	-	26,260,948
MINISTRY OF LABOUR , INDUSTRIAL RELATIONS, EMPLOYMENT AND TRAINING					
1. The Permanent Secretary					
Motor Car	26,158,423	9,491,455	11,082,367	-	24,567,511
Motor Cycle	7,497	-	7,497	-	-
Dishonoured Cheques	300	9,275	8,450	-	1,125
Avant (Mauritius) Ltd - Salary	1,325,641	-	-	-	1,325,641
Palmar Ltd - Compensation	27,900,000	-	-	-	27,900,000
2. The Permanent Secretary, Employment Division					
Motor Car	3,345,593	1,605,762	2,296,366	-	2,654,989
Personal Account	8,100	-	8,100	-	-
2.1. Mauritius Institute of Training and Development					
Motor Car	-	2,645,395	-	-	2,645,395
TOTAL - MINISTRY OF LABOUR, INDUSTRIAL RELATIONS, EMPLOYMENT AND TRAINING	58,745,554	13,751,887	13,402,780	-	59,094,661
MINISTRY OF HOUSING AND LANDS					
1. The Senior Chief Executive					
Motor Car	22,337,918	11,077,191	8,126,519	-	25,288,590
Motor Cycle	127,920	-	56,026	-	71,894
Government Bodies	190,880,381	44,535,185	-	-	235,415,566
Dishonoured Cheques	13,000	21,201,344	21,098,082	-	116,262
Sundries	-	20,000	-	-	20,000
TOTAL - MINISTRY OF HOUSING AND LANDS	213,359,219	76,833,720	29,280,627	-	260,912,312
MINISTRY OF CIVIL SERVICE AND ADMINISTRATIVE REFORMS					
1. The Secretary for Public Service					
Motor Car	57,180,054	15,816,110	21,425,789	-	51,570,375
TOTAL - MINISTRY OF CIVIL SERVICE AND ADMINISTRATIVE REFORMS	57,180,054	15,816,110	21,425,789	-	51,570,375

STATEMENT G

Detailed Statement of Advances as at 30 June 2020

	Balance 30 June 2019 Rs	New Advances/ Transfer in during the Year Rs	Advances Repaid/ Transfer out during the Year Rs	Amount Written-Off Rs	Balance 30 June 2020 Rs
MINISTRY OF FINANCIAL SERVICES AND GOOD GOVERNANCE					
1. The Permanent Secretary					
Motor Car	759,382	3,142,772	1,584,643	-	2,317,511
Government Bodies	355,000,000	325,000,000	-	-	680,000,000
1.1. Competition Commission					
Motor Car	2,856,243	-	2,856,243	-	-
1.2. Financial Reporting Council					
Motor Car	812,500	1,925,000	403,571	-	2,333,929
1.3. National Productivity and Competitiveness Council					
Motor Car	3,916,025	-	3,916,025	-	-
Motor Cycle	77,586	-	77,586	-	-
1.4. Financial Intelligence Unit					
Motor Car	-	2,499,107	153,571	-	2,345,536
TOTAL - MINISTRY OF FINANCIAL SERVICES AND GOOD GOVERNANCE	363,421,736	332,566,879	8,991,639	-	686,996,976
TOTAL MINISTRIES/ DEPARTMENTS	6,025,573,540	1,349,199,885	3,143,825,326	1,500	4,230,946,599

S.D. RAMDEEN
Accountant-General

21 October 2020

STATEMENT H

Statement of Special Funds Deposited with the Accountant-General as at 30 June 2020

Description	Balance at 30 June 2019 Rs	Receipts Rs	Payments Rs	Balance at 30 June 2020 Rs	Represented by	
					Fixed Deposits Rs	Bank Balance Rs
Curatelle Fund	28,063,668	6,154,168	1,801,775	32,416,061	-	32,416,061
Morris Legacy Fund	7,674,532	92,182	8,500	7,758,214	6,000,000	1,758,214
National Resilience Fund	200,000,000	10,057,771,036	54,444,518	10,203,326,518	200,000,000	10,003,326,518
Prime Minister's Relief Fund	325,832,065	36,417,579	674,820	361,574,824	114,000,000	247,574,824
National Environment Fund (N1)	1,663,869,884	12,816,666,426	12,043,086,161	2,437,450,149	-	2,437,450,149
TOTAL	2,225,440,149	22,917,101,391	12,100,015,774	13,042,525,766	320,000,000	12,722,525,766

N1: An amount of Rs 26,474,896 was held in Accountant-General's General Account at BOM at end of financial year.

S.D. RAMDEEN
Accountant-General

21 October 2020

STATEMENT I

Detailed Statement of Deposits as at 30 June 2020

Description	Balance 30 June 2020 Rs	Balance 30 June 2019 Rs
OFFICES		
1. The Secretary to the President, Office of the President		
Sundries	13,029	78,746
Le Reduit Appeal Fund	3,675,845	3,725,845
2. The Secretary to Cabinet and Head of the Civil Service, Office of the Vice-President		
Sundries	1,231	4,004
3. The Clerk of the National Assembly		
Sundries	1,464,958	1,459,919
4. The Electoral Commissioner, Office of the Electoral Commissioner		
Sundries	75,718	283,459
5. The Judge in Bankruptcy and Master and Registrar, The Judiciary		
Sundries	393,480	350,262
Suitors Monies	341,146,883	273,189,437
Legal Exam Fees	7,315,500	6,110,350
Municipal Fines	2,117,929	2,117,929
e-Judiciary	233,115	144,525
Sale by Levy	275,685,813	227,412,482
3rd FOCAC Legal Forum	350,949	350,949
United Nations Office on Drugs and Crime	3,056,117	3,056,117
6. The Secretary, Public Service Commission and Disciplined Forces Service Commission		
Sundries	70,051	56,645
7. The Secretary, Public Bodies Appeal Tribunal		
Sundries	11,572	10,833
8. The Senior Investigations Officer, Office of Ombudsman		
Sundries	15,184	8,842
9. The Director of Audit, National Audit Office		
Sundries	50,804	54,579
10. The President, Employment Relations Tribunal		
Sundries	25,421	7,463
11. The Secretary, Local Government Service Commission		
Sundries	21,858	18,085
12. The Secretary, Ombudsperson for Children's Office		
Sundries	14,309	13,320
EU - Protecting and Promoting the Rights of Children	3,237,805	-
13. The Secretary to Cabinet and Head of Civil Service, Office of Ombudsperson for Financial Services		
Sundries	4,224	-
TOTAL - OFFICES	638,981,795	518,453,791

STATEMENT I

Detailed Statement of Deposits as at 30 June 2020

Description	Balance 30 June 2020 Rs	Balance 30 June 2019 Rs
PRIME MINISTER'S OFFICE, MINISTRY OF FINANCE AND ECONOMIC DEVELOPMENT AND EXTERNAL COMMUNICATIONS		
1. The Secretary to Cabinet and Head of the Civil Service		
Cabinet Office	37,795	27,585
Private Office and Ceremonials and Equal Opportunities Commission	34,405	20,842
Home Affairs	852,006	158,290
Government Information Service	31,586	24,984
2. The Director, Pay Research Bureau		
Sundries	16,353	13,399
3. The Registrar of Civil Status, Civil Status Division		
Sundries	81,042	75,931
Foreign Fees	263,920	255,195
4. The Permanent Secretary, National Development Unit		
Sundries	451,358	415,073
5. The Permanent Secretary, External Communications		
Sundries	903	7,343
6. The Director of Civil Aviation		
Sundries	113,151	97,201
7. The Government Printer, Government Printing		
Sundries	57,416	80,416
Postage Fees	654,081	685,207
8. The Director, Forensic Science Laboratory		
Sundries	26,239	19,340
9. The Financial Secretary, Finance and Economic Development		
Sundries	238,320	253,965
Independent Review Panel	3,087,500	2,625,000
Recovery of Asset	11,106	11,106
MOF Global Environment Facility	46,820	46,820
Film Promotion Fund	60,000,000	-
10. The Director, Procurement Policy Office		
Sundries	3,380	3,233
UNEP Trust Fund	308,855	308,855
11. The Chief Executive, Central Procurement Board		
Sundries	19,003	19,477
12. The Accountant-General, Treasury		
Sundries	108,997	100,401
Pensions - Sundries	13,333	8,124
Prime Minister's International Relief Fund	-	111,883

STATEMENT I

Detailed Statement of Deposits as at 30 June 2020

Description	Balance 30 June 2020 Rs	Balance 30 June 2019 Rs
PRIME MINISTER'S OFFICE , MINISTRY OF FINANCE AND ECONOMIC DEVELOPMENT AND EXTERNAL COMMUNICATIONS - <i>continued</i>		
12. The Accountant-General, Treasury - <i>contd.</i>		
Food Aid - Australia	20,489,646	34,414,503
Bus Companies Recovery Account	412,587,305	551,925,464
Security Deposits	5,760,000	4,540,000
Religious Subsidy	6,431,144	4,019,454
Rodrigues Regional Assembly	2,879,468	2,171,741
National Social Inclusion Foundation	286,152,675	213,816,876
Responsible Gambling and Capacity Building Fund	3,440,258	6,707,100
Rodrigues Subsidy Fund Account	360,325,729	322,105,871
Grant from Government of India	2,283,839	3,135,026
Recovery of Asset	31,317	31,317
Lotto Fund	33,931,278	521,150
Unclaimed Winning Prizes - Government Lotteries	-	31,207,370
Refund of Pensioners Car Loan	1,000,000	-
Forex and E-payment	3,280,106	-
Refund of Accidental Motor Vehicles	42,000	-
13. The Director of Statistics, Statistics Mauritius		
Sundries	183,725	97,945
14. The Permanent Secretary, Ministry of Finance and Economic Development, Valuation Department		
Sundries	107,391	93,023
15. The Registrar of Companies, Corporate and Business Registration Department		
Sundries	39,693	21,403
Bankruptcy	5,986,120	5,986,120
On-Line Services Fees	3,318,934	1,598,969
Registration Fees - Foreign	12,464,696	11,878,070
Registration Fees - MUR	18,859,269	16,691,292
ICF Project: Electronic Document Management System	1,146,535	1,747,626
Sponsorship for International Association of Insolvency Regulators	102,070	237,500
Companies Special Deposit Account	56,692,633	49,411,767
Postage Fees	1,675	-
Trade Fees	28,758,300	-
16. The Registrar-General, Registrar-General's Department		
Sundries	34,558	31,496
TOTAL - PRIME MINISTER'S OFFICE, MINISTRY OF FINANCE AND ECONOMIC DEVELOPMENT AND EXTERNAL COMMUNICATIONS	1,332,787,933	1,267,760,753

STATEMENT I

Detailed Statement of Deposits as at 30 June 2020

Description	Balance 30 June 2020 Rs	Balance 30 June 2019 Rs
DEPUTY PRIME MINISTER'S OFFICE, MINISTRY OF ENERGY AND PUBLIC UTILITIES		
1. The Permanent Secretary		
Sundries	50,425	49,447
Radiation Protection Services	374,000	340,000
Project and Studies Northern Aquifer Mauritius (SIDS)	192,933	5,871
2. Water Resources Unit		
Sundries	42,961	42,026
TOTAL - DEPUTY PRIME MINISTER'S OFFICE, MINISTRY OF ENERGY AND PUBLIC UTILITIES	660,319	437,344
MINISTER MENTOR'S OFFICE, MINISTRY OF DEFENCE AND RODRIGUES		
1. The Permanent Secretary		
Sundries	21,431	18,584
2. The Permanent Secretary, Continental Shelf and Maritime Zones Administration and Exploration		
Sundries	57,318	54,389
United Nations Trust Fund	65,511	65,511
3. The Permanent Secretary, Rodrigues		
Sundries	52,409	53,955
4. The Permanent Secretary, Reform Institutions and Rehabilitation		
Sundries	48,446	56,092
5. The Commissioner of Police, Police Service		
Sundries	35,823,626	40,609,878
Dependents of Work Permit Holders	20,000	20,000
European Union - Maritime Security Programme (MASE)	17,375,003	17,375,003
6. The Commissioner of Prisons, Prison Service		
Sundries	7,078,440	3,514,529
TOTAL - MINISTER MENTOR'S OFFICE, MINISTRY OF DEFENCE AND RODRIGUES	60,542,184	61,767,941
VICE-PRIME MINISTER'S OFFICE, MINISTRY OF LOCAL GOVERNMENT AND OUTER ISLANDS, AND GENDER EQUALITY, CHILD DEVELOPMENT AND FAMILY WELFARE		
1. The Permanent Secretary, Local Government and Outer Islands		
Sundries	101,925	82,598

STATEMENT I

Detailed Statement of Deposits as at 30 June 2020

Description	Balance 30 June 2020 Rs	Balance 30 June 2019 Rs
VICE-PRIME MINISTER'S OFFICE, MINISTRY OF LOCAL GOVERNMENT AND OUTER ISLANDS, AND GENDER EQUALITY, CHILD DEVELOPMENT AND FAMILY WELFARE - <i>continued</i>		
2. The Chief Fire Officer, Mauritius Fire and Rescue Service		
Sundries	998,676	1,308,231
3. The Permanent Secretary, Gender Equality, Child Development and Family Welfare		
Sundries	262,105	246,078
UNDP - Ending Violence Against Women	68,495	68,495
Special Projects	708,981	484,326
4. The Permanent Secretary, Social Welfare and Community-Based Activities		
Sundries	23,090	29,008
TOTAL - VICE-PRIME MINISTER'S OFFICE, MINISTRY OF LOCAL GOVERNMENT AND OUTER ISLANDS, AND GENDER EQUALITY, CHILD DEVELOPMENT AND FAMILY WELFARE	2,163,272	2,218,736
MINISTRY OF TECHNOLOGY, COMMUNICATION AND INNOVATION		
1. The Permanent Secretary		
Sundries	81,277	49,630
2. The Director, Central Informatics Bureau		
Sundries	52,318	60,527
3. The Director, Central Information Systems Division		
Sundries	98,234	38,306
TOTAL - MINISTRY OF TECHNOLOGY, COMMUNICATION AND INNOVATION	231,829	148,463
MINISTRY OF PUBLIC INFRASTRUCTURE AND LAND TRANSPORT, AND FOREIGN AFFAIRS, REGIONAL INTEGRATION AND INTERNATIONAL TRADE		
1. The Senior Chief Executive, Public Infrastructure		
Sundries	859,165	822,624
Special Projects	185,000	185,000
2. The Senior Chief Executive, Land Transport		
Sundries	2,609,232	2,290,784
Appeal Fee	824,100	760,100

STATEMENT I

Detailed Statement of Deposits as at 30 June 2020

Description	Balance 30 June 2020 Rs	Balance 30 June 2019 Rs
MINISTRY OF PUBLIC INFRASTRUCTURE AND LAND TRANSPORT, AND FOREIGN AFFAIRS, REGIONAL INTEGRATION AND INTERNATIONAL TRADE - <i>continued</i>		
3. The Road Transport Commissioner, National Transport Authority		
Sundries	127,975	102,046
Untraced Money Order	33,200	33,200
4. The Secretary for Foreign Affairs, Foreign Affairs, Regional Integration and International Trade		
Sundries	184,626	107,434
Mission A/c - Sundries	3,785,325	2,879,571
Mission Expenses - Passport & Insurance	3,334,287	6,518,242
SADC Grant	30,397,184	5,977,169
5. International Trade Division		
Sundries	41,115	37,651
TOTAL - MINISTRY OF PUBLIC INFRASTRUCTURE AND LAND TRANSPORT, AND FOREIGN AFFAIRS, REGIONAL INTEGRATION AND INTERNATIONAL TRADE	42,381,209	19,713,821
MINISTRY OF EDUCATION AND HUMAN RESOURCES, TERTIARY EDUCATION AND SCIENTIFIC RESEARCH		
1. The Senior Chief Executive		
Sundries	1,276,320	1,877,861
Special Projects	39,232,632	10,501,039
2. Zone 1 - Port-Louis and the North		
Sundries	1,649,989	1,143,535
3. Zone 2 - Beau Bassin/Rose Hill and the East		
Sundries	1,229,799	985,829
4. Zone 3 - Curepipe and the South		
Sundries	1,095,589	847,378
5. Zone 4 - Vacoas/Phoenix and the West		
Sundries	3,228,167	1,974,182
TOTAL - MINISTRY OF EDUCATION AND HUMAN RESOURCES, TERTIARY EDUCATION AND SCIENTIFIC RESEARCH	47,712,496	17,329,824

STATEMENT I

Detailed Statement of Deposits as at 30 June 2020

Description	Balance 30 June 2020 Rs	Balance 30 June 2019 Rs
MINISTRY OF TOURISM		
1. The Permanent Secretary		
Sundries	35,651	30,221
Special Projects	-	1,880,126
TOTAL - MINISTRY OF TOURISM	35,651	1,910,347
MINISTRY OF HEALTH AND QUALITY OF LIFE		
1. The Senior Chief Executive		
Sundries	1,642,318	6,724,747
Security Deposits	1,079,262	1,029,687
Drugs & Other Payments - RRA	11,756,052	4,637,166
UNAIDS	116,677	116,677
UNDP - HIV/AIDS Project	187,763	187,763
2. The Director, Health Services (Jeetoo Hospital)		
Sundries	5,785,415	5,070,932
3. The Director, Health Services (SSRN Hospital)		
Sundries	2,583,957	2,315,013
4. The Director, Health Services (Flacq Hospital)		
Sundries	883,652	764,032
5. The Director, Health Services (J. Nehru Hospital)		
Sundries	1,271,934	1,278,195
6. The Director, Health Services (Victoria Hospital)		
Sundries	3,295,506	3,535,536
TOTAL - MINISTRY OF HEALTH AND QUALITY OF LIFE	28,602,536	25,659,748
MINISTRY OF ARTS AND CULTURE		
1. The Permanent Secretary		
Sundries	216,174	160,041
Agence Intergouvernementale de la Francophonie	229,285	268,799
UNESCO External Funding	23,643	23,643
Overtime Expenses	1,387,274	1,244,053
SSR Project	300,278	300,278
Cultural activities	346,686	346,686
Loto Fund for Activities	819,369	294,393

STATEMENT I

Detailed Statement of Deposits as at 30 June 2020

Description	Balance 30 June 2020 Rs	Balance 30 June 2019 Rs
MINISTRY OF ARTS AND CULTURE - continued		
2. National Archives Department		
Sundries	20,492	20,886
TOTAL - MINISTRY OF ARTS AND CULTURE	3,343,201	2,658,779
MINISTRY OF SOCIAL SECURITY, NATIONAL SOLIDARITY, AND ENVIRONMENT AND SUSTAINABLE DEVELOPMENT		
1. The Permanent Secretary, Social Security and National Solidarity		
Sundries	419,577	117,286
Recreation Centre for the Elderly	21,755,773	16,009,623
2. National Pension Management		
Sundries	83,625	67,910
National Pension Scheme (Rodrigues)	62,077	62,077
National Pension Fund	30,895	30,895
NPF A/c - National Pensions	107,973	141,045
3. The Permanent Secretary, Environment and Sustainable Development		
Sundries	2,675,335	4,174,192
Multilateral Fund for the Implementation of the Montreal Protocol	1,316,407	2,949,141
International Organisations	15,589,816	14,742,194
4. The Director, Meteorological Services		
Sundries	3,173,913	237,876
TOTAL - MINISTRY OF SOCIAL SECURITY, NATIONAL SOLIDARITY, AND ENVIRONMENT AND SUSTAINABLE DEVELOPMENT	45,215,391	38,532,239
MINISTRY OF AGRO-INDUSTRY AND FOOD SECURITY		
1. The Senior Chief Executive		
Sundries	862,943	1,168,807
International Atomic Energy Agency	1,372,502	600,733
Contribution to Mauritius Sugar Syndicate	43,088,633	19,592,500
MID Fund - Saving Endangered Species - Offshore Islets	-	2,687,388
MID Fund - Conservation Management Areas	-	7,989,012
Alternative Livelihoods Bee Sector	1,172,838	140,133
Support to GEF Eligible Parties for the UNCCD 2018	1,121,234	1,352,604
UNEP Support to produce the Sixth National Report on Biological Diversity	2,337,048	2,411,346
TOTAL - MINISTRY OF AGRO-INDUSTRY AND FOOD SECURITY	49,955,198	35,942,523

STATEMENT I

Detailed Statement of Deposits as at 30 June 2020

Description	Balance 30 June 2020 Rs	Balance 30 June 2019 Rs
MINISTRY OF INDUSTRY, COMMERCE AND CONSUMER PROTECTION		
1. The Permanent Secretary, Industry Division		
Sundries	67,701	74,085
Exchange Rate Support Scheme	2,780,365	3,241,632
2. The Permanent Secretary, Commerce and Consumer Protection Division		
Sundries	5,460	96,710
TOTAL - MINISTRY OF INDUSTRY, COMMERCE AND CONSUMER PROTECTION	2,853,526	3,412,427
ATTORNEY-GENERAL'S OFFICE, MINISTRY OF JUSTICE, HUMAN RIGHTS AND INSTITUTIONAL REFORMS		
1. The Chief Legal Secretary, Office of the Solicitor-General		
Sundries	147,383	125,389
Curatelle Fund	1,473,980	1,381,664
Recovery of Assets	8,590	8,590
2. The Chief Legal Secretary, Office of the Director of Public Prosecutions		
Sundries	129,834	117,861
Recovery of Asset	111,760	111,760
Training Ecole Nationale de la Magistrature	1,631	1,301
3. The Senior Chief Executive, Justice, Human Rights and Institutional Reforms		
Sundries	13,711	17,012
TOTAL - ATTORNEY-GENERAL'S OFFICE, MINISTRY OF JUSTICE, HUMAN RIGHTS AND INSTITUTIONAL REFORMS	1,886,889	1,763,577
MINISTRY OF YOUTH AND SPORTS		
1. The Permanent Secretary, Sports Division		
Sundries	20,618,264	28,293,758
Overtime	7,388	39,234
Special Projects	1,584,903	636,800
UNESCO World Anti-Doping Agency	74,886	74,886
2. The Permanent Secretary, Youth Division		
Sundries	174,126	411,245
Fond Insertion des Jeunes - CONFJES	621,217	236,692
TOTAL - MINISTRY OF YOUTH AND SPORTS	23,080,784	29,692,615

STATEMENT I

Detailed Statement of Deposits as at 30 June 2020

Description	Balance 30 June 2020 Rs	Balance 30 June 2019 Rs
MINISTRY OF BUSINESS, ENTERPRISE AND COOPERATIVES		
1. The Senior Chief Executive, Business and Enterprise Division		
Sundries	-	28,947
2. The Senior Chief Executive, Cooperatives Division		
Sundries	56,524	708,406
TOTAL - MINISTRY OF BUSINESS, ENTERPRISE AND COOPERATIVES	56,524	737,353
MINISTRY OF SOCIAL INTEGRATION AND ECONOMIC EMPOWERMENT		
1. The Permanent Secretary		
Sundries	72,924	81,163
TOTAL - MINISTRY OF SOCIAL INTEGRATION AND ECONOMIC EMPOWERMENT	72,924	81,163
MINISTRY OF OCEAN ECONOMY, MARINE RESOURCES, FISHERIES AND SHIPPING		
1. The Permanent Secretary, Ocean Economy, Marine Resources and Shipping		
Sundries	116,176	84,640
2. The Permanent Secretary, Fisheries Development		
Sundries	4,856,310	4,800,491
Scientific & Technical Programme	120,737	215,440
Foreign Fishing Licence Fees	21,341,530	17,441,183
Contributory Fees (Ex Bank Fishing A/c)	26,477,350	24,695,080
Special Projects	1,287,698	1,287,698
Global Monitoring for Environmental and Security Project	5,330,505	16,653,642
UNDP Mainstreaming Biodiversity into the Management of Coastal Zones	838,589	-
3. The Head, Competent Authority, Certification of Seafood Products for Exports: Competent Authority		
Sundries	3,059	14,733
TOTAL - MINISTRY OF OCEAN ECONOMY, MARINE RESOURCES, FISHERIES AND SHIPPING	60,371,954	65,192,907

STATEMENT I

Detailed Statement of Deposits as at 30 June 2020

Description	Balance 30 June 2020 Rs	Balance 30 June 2019 Rs
MINISTRY OF LABOUR , INDUSTRIAL RELATIONS, EMPLOYMENT AND TRAINING		
1. The Permanent Secretary		
Sundries	1,071,040	12,201,398
2. Registrar of Association		
Sundries	15,593,235	14,847,851
3. The Permanent Secretary, Employment Division		
Sundries	98,673	85,791
Security Deposits	22,748,111	22,853,111
TOTAL - MINISTRY OF LABOUR, INDUSTRIAL RELATIONS, EMPLOYMENT AND TRAINING	39,511,059	49,988,151
MINISTRY OF HOUSING AND LANDS		
1. The Senior Chief Executive		
Sundries	17,723,697	20,406,471
Reservation Fees	50,699,829	46,739,829
TOTAL - MINISTRY OF HOUSING AND LANDS	68,423,526	67,146,300
MINISTRY OF CIVIL SERVICE AND ADMINISTRATIVE REFORMS		
1. The Secretary for Public Service		
Sundries	210,927	280,321
TOTAL - MINISTRY OF CIVIL SERVICE AND ADMINISTRATIVE REFORMS	210,927	280,321
MINISTRY OF FINANCIAL SERVICES AND GOOD GOVERNANCE		
1. The Permanent Secretary		
Sundries	21,198	16,563
TOTAL - MINISTRY OF FINANCIAL SERVICES AND GOOD GOVERNANCE	21,198	16,563
TOTAL DEPOSITS AS AT 30 JUNE 2020 & 30 JUNE 2019	2,449,102,325	2,210,845,686

S.D. RAMDEEN
Accountant-General

6 November 2020

STATEMENT J

Statement of Public Sector Debt as at 30 June 2020

Particulars	Amount Outstanding	
	Amortised cost (N1) Rs	Nominal Value Rs
Budgetary Central Government (BCG)		
BCG Domestic Debt		
- Government Securities issued for meeting borrowing requirement (Annex 1a)	306,155,577,488	304,736,494,390
- Domestic Loan (Annex 1b)	36,655,185	52,325,451
Total of BCG Domestic Debt	306,192,232,673	304,788,819,841
BCG External Debt		
- Government Securities held by Non-Residents (Annex 2a)	365,730,288	364,200,000
- External Loans (Annex 2b)	33,252,085,233	37,949,367,975
- IMF SDR Allocations (Annex 2b) (N2)		5,374,973,219
Total of BCG External Debt	33,617,815,521	43,688,541,194
Total Debt of BCG	339,810,048,194	348,477,361,035
Extra Budgetary Units (Annex 3)		
Domestic-Guaranteed		23,851,050
Domestic-Non-Guaranteed		167,387,121
External-Guaranteed		25,751,889
Total Debt of Extra Budgetary Units		216,990,060
Central Government Debt		348,694,351,095
General Government Debt		348,694,351,095
Public Corporations (Annex 3)		
Domestic-Guaranteed		14,189,312,531
Domestic-Non-Guaranteed		3,308,676,407
External-Guaranteed		20,516,618,869
External-Non-Guaranteed		521,573,360
Total Debt of Public Corporations		38,536,181,167
Less Consolidation Adjustments:		
- Government Securities held by Non-Financial Public Sector Entities		(5,382,000,000)
- Domestic Loan (Annex 1b)		(52,325,451)
Total Public Sector Debt		381,796,206,811
Total Domestic Public Sector Debt		317,096,046,950
Total External Public Sector Debt		64,700,159,861
Total Public Sector Debt		381,796,206,811

Notes:

N1: Total Debt of BCG has been recognised in Statement A at amortised cost using Effective Interest Rate.

N2: IMF SDR is presented separately in Statement A: Statement of Financial Position.



S. D. RAMDEEN
Accountant-General

30 December 2020

STATEMENT J (Annex 1a)

Statement of BCG Domestic Debt as at 30 June 2020
(Government Securities)

Designation of Debt	Maturity Date	Rate of Interest p.a (%)	Amount Outstanding		
			Nominal Value Rs	Cost Rs	Amortised Cost Rs
A. GOVERNMENT SECURITIES ISSUED FOR MEETING BORROWING REQUIREMENT					
1. Government of Mauritius Treasury Bills					
119-Day			4,000,000,000	3,996,245,000	3,998,534,832
182-Day			15,800,000,000	15,728,256,500	15,761,015,874
364-Day			22,646,050,000	22,192,292,119	22,462,618,428
Total Government of Mauritius Treasury Bills			42,446,050,000	41,916,793,619	42,222,169,134
2. Government of Mauritius Treasury Certificates					
182-Day			3,916,600,000	3,916,600,000	3,938,596,771
Total Government of Mauritius Treasury Certificates			3,916,600,000	3,916,600,000	3,938,596,771
3. Government of Mauritius Treasury Notes					
Two-Year			7,200,000,000	7,141,809,000	7,143,664,007
Three-Year			55,977,750,000	55,787,116,798	56,560,243,229
Total Government of Mauritius Treasury Notes			63,177,750,000	62,928,925,798	63,703,907,236
4. Government of Mauritius Bonds					
Five-Year Bonds	04.12.2020	4.85	4,299,000,000	4,288,944,002	4,317,866,581
	20.05.2021	4.10	5,000,000,000	4,991,835,055	5,029,434,746
	21.10.2021	3.65	5,200,000,000	5,148,377,437	5,222,035,134
	10.02.2022	3.25	6,000,000,000	5,897,359,860	6,040,316,847
	21.07.2022	3.21	6,000,000,000	5,948,426,250	6,062,895,933
	15.12.2022	3.94	5,987,800,000	5,839,037,043	5,920,082,503
	08.06.2023	4.82	5,980,500,000	5,947,840,925	5,977,747,258
	05.11.2023	5.10	3,688,800,000	3,684,946,556	3,726,580,939
	08.03.2024	4.57	4,400,000,000	4,399,340,000	4,469,259,692
	10.05.2024	4.42	3,575,000,000	3,570,357,929	3,646,309,702
	09.08.2024	3.92	3,197,600,000	3,188,983,210	3,239,294,052
	14.11.2024	3.77	4,993,200,000	4,981,844,106	5,011,716,441
	25.02.2025	3.32	1,600,000,000	1,593,896,200	1,612,675,103
	10.04.2025	1.80	2,000,000,000	1,995,490,000	2,003,693,506
	27.04.2025	0.75	15,000,000,000	15,000,000,000	15,019,726,027
	04.06.2025	1.29	3,500,000,000	3,490,613,000	3,493,968,090
			80,421,900,000	79,967,291,573	80,793,602,554
Ten-Year Bonds	09.07.2020	8.75	3,561,500,000	3,446,756,499	3,709,339,416
	16.09.2021	8.00	2,628,600,000	2,491,302,184	2,666,374,749
	29.06.2022	7.75	1,451,000,000	1,432,554,210	1,446,398,693
	21.09.2022	7.35	995,000,000	985,508,130	1,012,546,392
	16.11.2022	7.00	1,000,000,000	995,638,410	1,007,329,559
	19.07.2023	6.24	1,200,000,000	1,175,723,500	1,224,416,525
	13.09.2023	6.10	1,195,000,000	1,184,098,350	1,212,592,947
	29.11.2023	6.25	918,100,000	887,953,204	910,568,143
	24.01.2024	6.80	1,400,000,000	1,373,596,985	1,429,757,713
	30.05.2024	6.75	1,800,000,000	1,779,206,800	1,800,501,443

STATEMENT J (Annex 1a)

Statement of BCG Domestic Debt as at 30 June 2020
(Government Securities)

Designation of Debt	Maturity Date	Rate of Interest p.a (%)	Amount Outstanding		
			Nominal Value Rs	Cost Rs	Amortised Cost Rs
A. GOVERNMENT SECURITIES ISSUED FOR MEETING BORROWING REQUIREMENT - continued					
4. Government of Mauritius Bonds - continued					
Ten-Year Bonds - continued	19.09.2024	5.90	2,182,500,000	2,128,648,365	2,192,172,885
	06.02.2025	5.96	1,400,000,000	1,386,281,600	1,425,904,322
	15.05.2025	5.87	2,500,000,000	2,484,927,250	2,510,102,518
	11.09.2025	5.95	1,600,000,000	1,590,511,055	1,623,407,082
	05.02.2026	5.60	1,500,000,000	1,483,241,372	1,523,161,691
	13.05.2026	5.46	1,500,000,000	1,498,935,000	1,510,106,995
	12.08.2026	4.99	1,400,000,000	1,381,892,907	1,414,532,455
	18.11.2026	5.00	1,400,000,000	1,395,365,900	1,405,053,185
	20.01.2027	4.94	1,935,000,000	1,933,037,910	1,976,151,149
	25.08.2027	4.70	1,799,000,000	1,771,734,156	1,807,475,512
	10.11.2027	4.25	1,795,000,000	1,763,468,831	1,781,182,115
	09.03.2028	5.42	1,892,400,000	1,869,424,272	1,905,513,754
	20.07.2028	5.30	2,000,000,000	1,992,256,000	2,040,636,441
	07.12.2028	5.23	2,000,000,000	1,971,616,000	1,981,727,804
	07.06.2029	4.25	1,500,000,000	1,487,476,000	1,492,594,855
	06.09.2029	4.35	1,497,050,000	1,490,335,232	1,511,535,520
	07.02.2030	4.20	1,968,100,000	1,960,319,117	1,993,270,103
			46,018,250,000	45,341,809,239	46,514,353,966
Thirteen-Year Bonds	14.09.2020	10.75	348,900,000	325,685,683	359,350,765
	25.01.2021	10.75	185,700,000	178,823,179	193,763,813
	14.03.2021	10.15	252,500,000	245,642,340	259,458,382
	26.09.2021	10.15	299,500,000	262,013,016	301,066,492
	28.11.2021	9.65	391,700,000	332,770,759	383,721,380
	22.05.2022	7.65	159,800,000	133,568,437	154,979,495
	25.09.2022	7.65	340,300,000	279,607,624	330,624,708
	04.12.2022	7.65	296,100,000	239,368,186	280,841,644
			2,274,500,000	1,997,479,224	2,263,806,679
Fifteen-Year Bonds	20.08.2025	9.25	4,440,800,000	4,207,605,556	4,468,508,486
	20.01.2027	9.25	1,709,000,000	1,634,852,375	1,734,012,236
	03.08.2027	8.29	2,094,200,000	2,086,665,062	2,173,104,155
	25.01.2028	7.40	1,395,500,000	1,382,790,159	1,431,919,914
	27.09.2028	6.75	1,208,500,000	1,185,515,505	1,214,359,319
	07.03.2029	6.95	1,400,000,000	1,319,303,002	1,373,610,401
	31.10.2029	6.90	2,003,000,000	1,990,098,770	2,016,672,183
	20.03.2030	6.23	1,500,000,000	1,463,467,955	1,498,780,547
	12.06.2030	6.50	1,800,000,000	1,762,400,313	1,776,973,928
	17.07.2030	6.55	1,500,000,000	1,458,758,414	1,512,650,374
	13.11.2030	6.50	1,500,000,000	1,447,680,243	1,471,492,512
	10.06.2031	6.20	1,494,900,000	1,482,086,843	1,489,567,782
	16.09.2031	5.85	1,500,000,000	1,480,500,459	1,509,492,063
	22.01.2033	5.05	1,500,000,000	1,475,505,000	1,511,618,570
	09.11.2033	5.95	1,800,000,000	1,794,120,000	1,809,841,129

STATEMENT J (Annex 1a)

Statement of BCG Domestic Debt as at 30 June 2020
(Government Securities)

Designation of Debt	Maturity Date	Rate of Interest p.a (%)	Amount Outstanding		
			Nominal Value Rs	Cost Rs	Amortised Cost Rs
A. GOVERNMENT SECURITIES ISSUED FOR MEETING BORROWING REQUIREMENT - continued					
4. Government of Mauritius Bonds - continued					
Fifteen-Year Bonds - continued	26.07.2034	4.94	1,474,000,000	1,461,380,595	1,493,126,342
	13.02.2035	3.79	1,500,000,000	1,500,000,000	1,517,023,764
			29,819,900,000	29,132,730,251	30,002,753,705
Fifteen-Year Inflation Indexed Bonds	15.12.2025	Inflation Indexed	621,100,000	621,100,000	635,779,630
	09.12.2026	"	1,000,000,000	1,000,000,000	1,047,438,687
	09.11.2027	"	795,700,000	795,700,000	836,057,250
	17.05.2028	"	1,000,000,000	1,000,000,000	1,007,344,664
	04.07.2029	"	1,000,000,000	1,000,000,000	1,063,568,791
	22.05.2030	"	1,200,000,000	1,200,000,000	1,205,903,331
	11.03.2031	"	1,500,000,000	1,500,000,000	1,518,966,957
	07.04.2032	"	600,000,000	600,000,000	606,537,822
	20.04.2033	"	1,197,800,000	1,197,800,000	1,215,246,829
	05.04.2034	"	600,000,000	600,000,000	606,537,408
			9,514,600,000	9,514,600,000	9,743,381,369
Twenty-Year Bonds	22.09.2026	9.75	227,100,000	186,898,120	210,121,571
	24.11.2026	12.25	228,800,000	214,002,489	222,697,164
	25.05.2027	11.75	327,900,000	298,473,520	313,118,181
	14.09.2027	10.90	191,000,000	172,371,390	185,380,751
	25.01.2028	10.90	293,700,000	277,319,591	296,996,919
	14.03.2028	10.30	353,500,000	338,700,520	354,941,452
	26.09.2028	10.30	411,300,000	347,334,488	378,253,711
	28.11.2028	9.80	409,000,000	334,501,705	360,725,622
	22.05.2029	7.80	167,300,000	133,615,828	145,807,564
	25.09.2029	7.80	314,000,000	246,358,937	273,218,873
	04.12.2029	7.80	265,300,000	202,454,541	221,881,865
	15.01.2036	7.00	1,500,000,000	1,432,121,514	1,488,192,323
	15.04.2036	6.95	1,500,000,000	1,478,586,627	1,502,764,995
	22.07.2036	6.50	1,500,000,000	1,437,513,143	1,487,019,716
	17.03.2037	6.24	1,900,000,000	1,836,971,500	1,876,840,520
	15.09.2037	5.48	1,500,000,000	1,488,271,000	1,513,409,952
	11.05.2038	6.18	1,500,000,000	1,493,870,000	1,506,960,562
	07.09.2038	6.08	2,300,000,000	2,288,675,000	2,333,415,753
	08.02.2039	5.95	1,900,000,000	1,879,942,000	1,925,112,811
	08.11.2039	5.06	1,771,850,000	1,701,311,667	1,715,667,956
	17.04.2040	3.10	1,970,000,000	1,949,039,200	1,961,608,734
			20,530,750,000	19,738,332,780	20,274,136,995
Total Government of Mauritius Bonds			188,579,900,000	185,692,243,067	189,592,035,268

STATEMENT J (*Annex 1a*)Statement of BCG Domestic Debt as at 30 June 2020
(Government Securities)

Designation of Debt	Maturity Date	Rate of Interest p.a (%)	Amount Outstanding		
			Nominal Value Rs	Cost Rs	Amortised Cost Rs
A. GOVERNMENT SECURITIES ISSUED FOR MEETING BORROWING REQUIREMENT - continued					
5. Silver Bonds					
Silver Retirement Bonds <i>(i)</i>	N/A	Lower of market rate or 5.50	1,790,300,000	1,790,300,000	1,865,417,644
Silver Savings Bonds <i>(ii)</i>	N/A	5.50	4,825,894,390	4,825,894,390	4,833,451,435
Total Silver Bonds			6,616,194,390	6,616,194,390	6,698,869,079
TOTAL GOVERNMENT SECURITIES ISSUED FOR MEETING BORROWING REQUIREMENT			304,736,494,390	301,070,756,874	306,155,577,488

Notes:

(i) Silver Retirement Bonds may be redeemed at any time wholly or in part. For a holder redeeming the bond before a minimum period of 5 years, the market rate will apply or 5.5% whichever is the lower, except if the holder is 65 years of age or above at the time of redemption.

(ii) Silver Savings Bonds may be redeemed wholly or in part at any time at par with accrued interest.

STATEMENT J (*Annex 1b*)

Statement of BCG Domestic Debt as at 30 June 2020

	Rate of Interest p.a (%)	Amount Outstanding			
		Nominal Value		Amortised Cost	
		Foreign Currency	Mauritian Rupee Equivalent	Foreign Currency	Mauritian Rupee Equivalent
B. DOMESTIC LOAN					
<u>1. Loan in U.S. Dollar</u>		U.S. Dollar		U.S. Dollar	
Loan from SIC Development Co. Ltd					
National Archives and National Library Project	1.9	87,428		60,480	
Setting up of 16 Incinerators	1.9	1,200,000		841,393	
		1,287,428	52,325,451	901,873	36,655,185
TOTAL DOMESTIC LOAN		1,287,428	52,325,451	901,873	36,655,185

STATEMENT J (Annex 2a)

Statement of BCG External Debt as at 30 June 2020
(Government Securities Held by Non-Residents)

Designation of Debt	Maturity Date	Rate of Interest p.a (%)	Amount Outstanding		
			Nominal Value Rs	Cost Rs	Amortised Cost Rs
C. GOVERNMENT SECURITIES HELD BY NON-RESIDENTS					
1. Government of Mauritius Treasury Bills					
364-Day			33,950,000	33,495,981	33,750,686
Total Government of Mauritius Treasury Bills			33,950,000	33,495,981	33,750,686
2. Government of Mauritius Treasury Notes					
Three-Year	24.04.2021	4.15	5,300,000	5,284,483	5,336,075
	27.07.2021	4.12	3,500,000	3,495,795	3,559,839
	04.10.2022	3.49	38,450,000	38,331,424	38,680,240
Total Government of Mauritius Treasury Notes			47,250,000	47,111,702	47,576,154
3. Government of Mauritius Bonds					
Five-Year Bonds	04.12.2020	4.85	1,000,000	992,812	1,002,777
	15.12.2022	3.94	12,200,000	12,129,957	12,183,607
	08.06.2023	4.82	19,500,000	19,453,575	19,528,176
	05.11.2023	5.10	11,200,000	11,174,444	11,270,073
	10.05.2024	4.42	25,000,000	24,944,071	25,110,592
	09.08.2024	3.92	2,400,000	2,387,290	2,426,074
	14.11.2024	3.77	6,800,000	6,777,894	6,813,555
			78,100,000	77,860,043	78,334,854
Ten-Year Bonds	20.01.2027	4.94	65,000,000	64,934,090	66,382,338
	25.08.2027	4.70	1,000,000	984,844	1,004,711
	10.11.2027	4.25	5,000,000	4,912,169	4,961,510
	09.03.2028	5.42	7,600,000	7,507,728	7,652,666
	06.09.2029	4.35	2,950,000	2,936,768	2,978,544
	07.02.2030	4.20	31,900,000	31,773,883	32,307,970
			113,450,000	113,049,482	115,287,739
Fifteen-Year Bonds	10.06.2031	6.20	5,100,000	5,056,287	5,081,809
	26.07.2034	4.94	26,000,000	25,777,405	26,337,371
			31,100,000	30,833,692	31,419,180
Fifteen-Year Inflation Indexed Bonds	20.04.2033	Inflation Indexed	2,200,000	2,200,000	2,232,045
			2,200,000	2,200,000	2,232,045
Twenty-Year Bonds	08.11.2039	5.06	28,150,000	27,029,333	27,257,416
	17.04.2040	3.10	30,000,000	29,680,800	29,872,214
			58,150,000	56,710,133	57,129,630
Total Government of Mauritius Bonds			283,000,000	280,653,350	284,403,448
TOTAL GOVERNMENT SECURITIES HELD BY NON-RESIDENTS			364,200,000	361,261,033	365,730,288

STATEMENT J (Annex 2b)

Statement of BCG External Debt as at 30 June 2020
(External Loans and IMF SDR Allocations)

	Rate of Interest p.a (%)	Amount Outstanding			
		Nominal Value		Amortised Cost	
		Foreign Currency	Mauritian Rupee Equivalent	Foreign Currency	Mauritian Rupee Equivalent
D. EXTERNAL LOANS					
<u>1. Loans in U.S. Dollar</u>		U.S. Dollar		U.S. Dollar	
Loans from International Bank for Reconstruction and Development (I.B.R.D.)					
1. Economic Transition Technical Assistance Project	6m Libor based	747,635		739,509	
2. Fourth trade and Competitiveness Development Policy Loan	"	30,020,000		24,713,680	
3. IBRD Infrastructure Project Loan	"	30,256,924		24,956,192	
4. Manufacturing, Services Development & Competitiveness Project	"	186,209		152,597	
5. Public Sector Performance Development Policy Loan	2.4	15,380,000		14,831,473	
6. Second Public Sector Performance Development Policy Loan	3.53	16,150,000		16,150,000	
		92,740,768	3,769,300,130	81,543,451	3,314,203,096
Loans from International Development Association (I.D.A.)					
1. Tea Development Project	Interest Free	162,515		156,102	
2. Industrial Development Project	"	210,132		193,687	
3. Coromandel Industrial Estate Project	"	360,000		314,125	
4. Rural Development Project	"	360,000		314,125	
5. Education Project	"	420,000		343,851	
		1,512,647	61,479,117	1,321,890	53,726,104
Loan from Arab Bank for Economic Development in Africa (B.A.D.E.A.)					
1. Pailles Guibies Sewerage Project	3	1,579,201		1,566,858	
		1,579,201	64,184,098	1,566,858	63,682,436
Loans from Government of India					
1. Dollar Credit Line Agreement	6m Libor based	6,466,667		6,448,142	
2. Line of Credit USD 46M Defence Equipment & Vehicles	2	5,537,498		5,569,023	
3. Line of Credit USD 18M Waterjet Fast Attack Craft	2	10,800,000		10,649,479	
		22,804,165	926,838,800	22,666,644	921,249,479
Loans from OPEC Fund for International Development (OFID)					
1. Terre Rouge - Verdun - Ebene Road Project (Phase II)	6m Libor based	4,842,000		4,800,905	
2. Pailles Guibies Sewerage Project	"	847,952		859,730	
		5,689,952	231,258,995	5,660,635	230,067,453
Loans from African Development Bank					
1. Development Budget Support Loan	6m Libor based	6,000,000		6,125,604	
2. Plaines Wilhems Sewerage Project	"	5,180,000		5,110,027	
		11,180,000	454,393,212	11,235,631	456,654,245

STATEMENT J (Annex 2b)

Statement of BCG External Debt as at 30 June 2020
(External Loans and IMF SDR Allocations)

	Rate of Interest p.a (%)	Amount Outstanding			
		Nominal Value		Amortised Cost	
		Foreign Currency	Mauritian Rupee Equivalent	Foreign Currency	Mauritian Rupee Equivalent
D. EXTERNAL LOANS - continued					
<u>1. Loans in U.S. Dollar - continued</u>					
Loans from African Development Fund					
1. Development of Wastewater Facilities in Mauritius and Rodrigues	Interest Free	610,512		256,308	
2. Cyclone Rehabilitation Works	"	1,137,009		702,645	
		1,747,521	71,025,195	958,953	38,975,110
TOTAL LOANS IN U.S. DOLLAR		137,254,254	5,578,479,547	124,954,062	5,078,557,923
<u>2. Loans in Japanese Yen</u>		Japanese Yen		Japanese Yen	
Loans from Japan Bank for International Cooperation					
1. Environmental Sanitation and Sewerage Project	1.8	857,332,000		834,170,324	
2. Grand Baie Sewerage Project Phase IB	0.6	932,371,615		888,618,545	
		1,789,703,615	676,277,095	1,722,788,869	650,991,953
TOTAL LOANS IN JAPANESE YEN		1,789,703,615	676,277,095	1,722,788,869	650,991,953
<u>3. Loans in EURO</u>		Euro		Euro	
Loans from Agence Francaise de Developpement					
1. Budget Support and Public Sector Efficiency Project	4.88	4,800,000		4,828,309	
2. Budget Support Programme	4.84/4.03	14,400,000		14,388,602	
3. Terre Rouge Verdun Road Project	3.41	18,000,000		17,524,378	
4. Aide Programme Environnement	6m Euribor based	63,333,333		55,254,930	
5. Grand Baie Sewerage Project (Phase II)	1.85	19,078		18,671	
6. Energy Development Policy loan	3.49/2.16	45,000,000		42,621,270	
7. Restructuration of Cargo Handling Corporation	1.52	24,427,634		23,631,144	
		169,980,045	7,775,448,192	158,267,304	7,239,668,767
Loans from European Development Fund (E.D.F.)					
1. Mauritius Housing Project	1	116,736		108,903	
2. Maize Processing Plants	"	125,739		106,598	
3. Phoenix - Nouvelle France Road Project	"	1,679,521		1,276,293	
4. National Derocking Project	"	410,325		257,936	
5. Industrial Diversification Programme	"	1,885,948		1,173,900	
6. Agricultural Diversification Programme	"	1,607,600		1,000,644	
7. Regional Meteorological Project	"	498,298		335,188	
		6,324,167	289,288,268	4,259,462	194,841,848
Loans from European Investment Bank (E.I.B.)					
1. Maize Storage Installation	1	277,670		212,301	
2. Plaines Wilhems Sewerage Project	3	5,667,717		5,601,032	
		5,945,387	271,961,621	5,813,333	265,921,035

STATEMENT J (Annex 2b)

Statement of BCG External Debt as at 30 June 2020
(External Loans and IMF SDR Allocations)

	Rate of Interest p.a (%)	Amount Outstanding			
		Nominal Value		Amortised Cost	
		Foreign Currency	Mauritian Rupee Equivalent	Foreign Currency	Mauritian Rupee Equivalent
D. EXTERNAL LOANS - continued					
3. Loans in EURO - continued					
Loan from Nordic Development Fund (N.D.F.)					
1. Environmental Investment Programme	6m Libor based	1,543,058		1,181,604	
		1,543,058	70,584,565	1,181,604	54,050,466
Loan from Kreditanstalt für Wiederaufbau (K.F.W.)					
1. Baie du Tombeau Sewerage Project	2	79,877		64,497	
		79,877	3,653,838	64,497	2,950,306
Loans from African Development Bank (A.D.B.)					
1. Plaines Wilhems Sewerage Project	6m Euribor based	3,910,000		3,822,337	
2. Competitiveness & Public Sector Efficiency Programme	"	126,533,333		100,852,641	
3. Covid-19 Crisis Response Budget Support	0.741% + variable margin	188,000,000		164,766,736	
		318,443,333	14,566,648,914	269,441,714	12,325,153,156
Loan from African Development Fund (A.D.F.)					
1. Development of Wastewater Facilities in Mauritius and Rodrigues	Interest Free	18,568		8,429	
		18,568	849,362	8,429	385,570
Loans from International Bank for Reconstruction and Development (I.B.R.D.)					
1. First Regional Development Policy Loan	1.58	13,700,000		13,519,732	
2. First Trade and Competitiveness Development Policy Loan	Interest Free	4,029,369		4,011,280	
3. Second Trade and Competitiveness Development Policy Loan	0.51	7,258,065		7,176,241	
4. Third Trade and Competitiveness Development Policy Loan	6m Libor based	12,873,170		11,185,947	
5. Third Trade and Competitiveness Development Policy Loan	0.65	15,226,886		12,911,274	
		53,087,490	2,428,396,981	48,804,474	2,232,477,696
TOTAL LOANS IN EURO		555,421,925	25,406,831,741	487,840,817	22,315,448,844
4. Loans in Pound Sterling		Pound Sterling		Pound Sterling	
Loans from International Bank for Reconstruction and Development (I.B.R.D.)					
1. Third Trade and Competitiveness Development Policy Loan	6m Libor based	15,878,800		14,203,248	
2. Private Sector Competitiveness Development Policy Loan	2.8	7,382,400		7,227,356	
3. Second Private Sector Competitiveness Development Policy Loan	3.32	7,752,000		7,723,414	
		31,013,200	1,549,844,353	29,154,018	1,456,934,149
TOTAL LOANS IN POUND STERLING		31,013,200	1,549,844,353	29,154,018	1,456,934,149

STATEMENT J (Annex 2b)

Statement of BCG External Debt as at 30 June 2020
(External Loans and IMF SDR Allocations)

	Rate of Interest p.a (%)	Amount Outstanding			
		Nominal Value		Amortised Cost	
		Foreign Currency	Mauritian Rupee Equivalent	Foreign Currency	Mauritian Rupee Equivalent
D. EXTERNAL LOANS - continued					
<u>5. Loans in Renminbi Yuan</u>		Renminbi Yuan		Renminbi Yuan	
Loans from Government of the People's Republic of China					
1. Economic & Technical Cooperation - New Wards & OT Victoria Hospital	Interest Free	32,000,000		24,374,190	
2. Economic & Technical Cooperation - Multisports Complex at Cote D'Or	"	50,000,000		29,729,873	
3. Economic & Technical Cooperation - Multisports Complex at Cote D'Or	"	50,000,000		26,242,632	
4. Economic & Technical Cooperation - Multisports Complex at Cote D'Or	"	50,000,000		27,201,326	
		182,000,000	1,046,773,000	107,548,021	618,562,443
Loans from Exim Bank of China					
1. Plaines Wilhems Sewerage Project (Stage 1 Lot 2)	3	153,819,490		141,516,757	
2. Bagatelle Dam Project	2	406,000,000		345,063,649	
		559,819,490	3,219,801,797	486,580,406	2,798,567,205
TOTAL LOANS IN RENMINBI YUAN		741,819,490	4,266,574,797	594,128,427	3,417,129,648
<u>6. Loan in Special Drawing Rights (SDR)</u>		Special Drawing Rights		Special Drawing Rights	
Loan from International Fund for Agricultural Development (I.F.A.D.)					
1. Marine and Agricultural Resources Support Programme	IFAD Reference Rate	279,090		248,943	
		279,090	15,496,026	248,943	13,822,162
TOTAL LOANS IN SPECIAL DRAWING RIGHTS		279,090	15,496,026	248,943	13,822,162
<u>7. Loans in Saudi Riyals</u>		Saudi Riyals		Saudi Riyals	
Loans from Kingdom of Saudi Arabia					
1. Multisports Complex	1	34,025,266		23,860,934	
2. Cancer Hospital	1	8,000,733		5,566,066	
		42,025,999	455,864,416	29,427,000	319,200,554
TOTAL LOANS IN SAUDI RIYALS		42,025,999	455,864,416	29,427,000	319,200,554
TOTAL EXTERNAL LOANS			37,949,367,975		33,252,085,233
E. IMF SDR Allocations		96,805,549	5,374,973,219	96,805,549	5,374,973,219

STATEMENT J (*Annex 2c*)

Statement of BCG External Debt as at 30 June 2020

	Foreign Currency	Mauritian Rupee Equivalent
USD	137,254,254	5,578,479,547
JPY	1,789,703,615	676,277,095
EUR	555,421,925	25,406,831,741
GBP	31,013,200	1,549,844,353
CNY	741,819,490	4,266,574,797
SDR	97,084,639	5,390,469,245
SAR	42,025,999	455,864,416
MUR	-	364,200,000
		43,688,541,194
Category	%	Rs
Bilateral	32.3	14,104,657,138
Multilateral	66.9	29,219,684,056
Other Foreign	0.8	364,200,000
TOTAL		43,688,541,194

Note:

External debt includes long term debt liability in respect of IMF SDR Allocations, Treasury Bills, Treasury Notes and Government of Mauritius Bonds held by non-residents.

STATEMENT J (Annex 3)

Debt of Extra Budgetary Units and Public Corporations
as at 30 June 2020

		Domestic Debt		External Debt		Total
		Guaranteed Rs	Non-Guaranteed Rs	Guaranteed Rs	Non-Guaranteed Rs	
A	Extra Budgetary Units					
1	Small Entrepreneurs	23,851,050	-	-	-	23,851,050
2	Road Development Authority	-	-	25,751,889	-	25,751,889
3	University of Mauritius	-	167,387,121	-	-	167,387,121
	Total Debt of Extra Budgetary Units	23,851,050	167,387,121	25,751,889	-	216,990,060
B	Public Corporations					
B.1	Non-Financial Public Corporations					
1	Air Mauritius Ltd	-	1,316,692,120	-	451,905,323	1,768,597,443
2	Airports of Mauritius Co. Ltd	-	-	5,278,025,026	-	5,278,025,026
3	Cargo Handling Corporation Ltd	-	-	290,702,107	-	290,702,107
4	Central Electricity Board	-	107,828,621	3,623,162,334	5,362,830	3,736,353,785
5	Central Water Authority	-	-	-	64,305,207	64,305,207
6	Grand Baie Casino Ltd	-	19,543,240	-	-	19,543,240
7	Landscape (Mauritius) Ltd	-	182,229,147	-	-	182,229,147
8	Le Grand Casino Du Domaine Ltd	-	20,062,618	-	-	20,062,618
9	Mauritius Broadcasting Corporation	-	87,083,334	-	-	87,083,334
10	Mauritius Ports Authority	-	-	864,100,941	-	864,100,941
11	Mauritius Telecom Ltd	-	-	2,394,476,004	-	2,394,476,004
12	National Housing Development Co Ltd	579,331,104	5,616,840	-	-	584,947,944
13	National Property Fund Ltd	10,384,569,187	500,000,000	-	-	10,884,569,187
14	National Transport Corporation	-	48,817,230	-	-	48,817,230
15	Rose-Belle Sugar Estate Board	-	62,051,741	-	-	62,051,741
16	SBM (Mauritius) Infrastructure Development Company Ltd	-	-	4,005,222,457	-	4,005,222,457
	Sub-total Non-Financial Public Corporations	10,963,900,291	2,349,924,891	16,455,688,869	521,573,360	30,291,087,411
B.2	Financial Public Corporations					
1	Development Bank of Mauritius Ltd	-	129,534,000	-	-	129,534,000
2	Maubank Holdings Ltd	3,100,000,000	-	4,060,930,000	-	7,160,930,000
3	Maubank Investment Ltd	-	190,724,371	-	-	190,724,371
4	Mauritius Housing Company Ltd	125,412,240	438,493,145	-	-	563,905,385
5	State Investment Corporation Ltd	-	200,000,000	-	-	200,000,000
	Sub-total Financial Public Corporations	3,225,412,240	958,751,516	4,060,930,000	-	8,245,093,756
	Total Debt of Public Corporations	14,189,312,531	3,308,676,407	20,516,618,869	521,573,360	38,536,181,167

STATEMENT L

**Statement of Contingent Liabilities including details of any Loans, Bank Overdrafts or Credit Facilities
Guaranteed by Government as at 30 June 2020**

I. Loans/Bank Overdrafts/Credit Facilities - Local Sources

Borrower	Lender	Total Rs	Extent of Government's Liability Rs
MauBank Holdings Ltd	MauBank Ltd	3,100,000,000	3,100,000,000
Mauritius Housing Company Ltd	Swan Life Ltd	38,750,000	38,750,000
	SBM Bank (Mauritius) Ltd (3)ᵃ	13,333,333	13,333,333
	Bank of Baroda (2)ᵃ	13,333,240	13,333,240
	Hongkong and Shanghai Banking Corporation Limited (4)ᵃ	33,329,000	33,329,000
	Hongkong and Shanghai Banking Corporation Limited (4)ᵃ	26,666,667	26,666,667
National Housing Development Co. Ltd	Hongkong and Shanghai Banking Corporation Limited (4)ᵃ	18,461,538	18,461,538
	SBM Bank (Mauritius) Ltd	110,869,566	110,869,566
	MauBank Ltd	450,000,000	450,000,000
National Property Fund Ltd	Bank of Mauritius	3,984,569,187	3,984,569,187
	SBM Bank (Mauritius) Ltd	6,400,000,000	6,400,000,000
Small Entrepreneurs	Development Bank of Mauritius Ltd	23,851,050	23,851,050
TOTAL - Loans/Bank Overdrafts/Credit Facilities - Local Sources		14,213,163,581	14,213,163,581

STATEMENT L

**Statement of Contingent Liabilities including details of any Loans, Bank Overdrafts or Credit Facilities
Guaranteed by Government as at 30 June 2020**

II. Loans/Bank Overdrafts/Credit Facilities - External Sources (Non-Resident)

Borrower	Lender	Amount outstanding and Extent of Government's Liability		
		Foreign Currency		Rupee equivalent*
Airports of Mauritius Co. Ltd.	Exim Bank of China	USD	129,970,845	5,278,025,026
Cargo Handling Corporation Ltd	European Investment Bank	USD	7,158,511	290,702,107
Central Electricity Board	African Development Bank	USD	89,220,014	3,623,162,334
MauBank Holdings Ltd	African Development Bank	USD	100,000,000	4,060,930,000
Mauritius Ports Authority	Agence Francaise de Developpement	USD	21,278,400	864,100,941
Mauritius Telecom Ltd	Exim Bank of China	USD	58,963,735	2,394,476,004
Road Development Authority	African Development Bank	USD	342,385	13,904,033
	African Development Bank	EUR	259,229	11,847,857
SBM (Mauritius) Infrastructure Development Company Ltd	Exim Bank of India	USD	98,628,207	4,005,222,457
TOTAL - Loans/Bank Overdrafts/Credit Facilities - External Sources				20,542,370,759

Note: All conversion rate is at 30 June 2020

Notes:- Government is also committed

- (i) to make good to the Development Bank of Mauritius Ltd any amount of revenue received being less than 10% return on investment on Coromandel Industrial Estate as per guarantee under IDA Credit 411 MAS;
- (ii) to indemnify the Development Bank of Mauritius Ltd against exchange losses in excess of the Exchange Equalisation Reserve created by the Bank in respect of loans contracted and disbursed in foreign currencies; and
- (iii) to indemnify the National Housing Development Company Limited against exchange losses on foreign loans.

* At conversion rates ruling on 30 June 2020

□ Indicates the number of loans from the respective lender.

S.D. RAMDEEN
Accountant-General

21 October 2020

STATEMENT M

Statement of all Outstanding Loans financed from Revenue as at 30 June 2020

Description	Year of Issue	Ordinance or Authority	Original Amount of Loan Rs	Amount Outstanding as at 30 June 2019 Rs	Amount of Loan Issued during the year Rs	Amount Repaid during the year Rs	Interest capitalised & other adjustments during the year Rs	Adjustment due to Currency Revaluation as at 30 June 2020 Rs	Amount Outstanding as at 30 June 2020 Rs
I. LOANS REFUNDABLE BY ANNUITIES									
A. STATUTORY BODIES									
1. Central Water Authority									
Loan from Kuwait Fund:-									
Mare aux Vacoas Water Supply - Phase II	1996-2007	MPU	137,492,280	49,763,267	-	-	-	6,051,155	55,814,422
Loan from Badea USD 13.3m	1999-2007	do	204,822,124	87,867,475	-	-	-	12,049,293	99,916,768
Government Loans:-									
Port Louis Water Supply	1991-2009	do	82,411,198	62,739,433	-	-	-	-	62,739,433
District Water Supply	1991-2009	do	671,365,587	424,341,199	-	-	-	-	424,341,199
Mare aux Vacoas Water Supply	1991-2009	do	178,761,699	86,696,822	-	-	-	-	86,696,822
Development Programme	1991-2013	do	510,201,292	260,123,479	-	-	-	-	260,123,479
Non Revenue Water projects	2013-2019	do	944,263,607	578,676,881	-	-	1,591,978 ²	-	580,268,859
Pailles Water Treatment Plant	2014-2018	do	689,500,000	609,497,579	-	-	-	-	609,497,579
Bagatelle Downstream works and Treatment Plant	2014-2020	do	2,405,400,000	1,041,730,653	173,996,713	-	16,790,690 ²	-	1,232,518,056
Transfer of water from Midlands Dam - Piton du Milieu	2014-2020	do	422,000,000	186,946,120	-	-	380,265 ²	-	187,326,385
Pipe replacement projects	2014-2016	do	135,000,000	134,867,837	-	-	-	-	134,867,837
Pont Lardier Water Treatment Plant	2016-2020	do	114,800,000	1,896,688	3,585,912	-	71,503 ²	-	5,554,103
Riviere du Poste Water Treatment Plant	2016-2020	do	122,520,000	21,189,707	18,260,610	-	804,332 ²	-	40,254,649
Mont Blanc Water Treatment Plant	2016-2020	do	80,000,000	21,458,243	5,016,550	-	70,243 ²	-	26,545,036
La Nicoliere Water Treatment Plant	2017-2020	do	97,980,000	8,341,859	20,289,629	-	166,609 ²	-	28,798,097
New Pumping Station at Plaine Lauzun	2017-2020	do	77,250,000	65,363,442	2,546,824	-	2,044,057 ²	-	69,954,323
Cold Potable Water Meters	2019-2020	do	49,450,000	-	16,847,000	-	-	-	16,847,000
Total - Central Water Authority			6,923,217,787	3,641,500,684	240,543,238	-	21,919,677	18,100,448	3,922,064,047
2. Mauritius Cane Industry Authority									
Loan from E.D.F. :-									
National De-Rocking Scheme	1991-1996	MOF	20,408,214	16,277,375	-	(1,303,220)	-	1,819,012	16,793,167
Total - Mauritius Cane Industry Authority			20,408,214	16,277,375	-	(1,303,220)	-	1,819,012	16,793,167
3. Mauritius Meat Authority									
Government Loans	1975-1980	MOF	5,717,943	5,669,085	-	-	-	-	5,669,085
Total - Mauritius Meat Authority			5,717,943	5,669,085	-	-	-	-	5,669,085

STATEMENT M

Statement of all Outstanding Loans financed from Revenue as at 30 June 2020

Description	Year of Issue	Ordinance or Authority	Original Amount of Loan Rs	Amount Outstanding as at 30 June 2019 Rs	Amount of Loan Issued during the year Rs	Amount Repaid during the year Rs	Interest capitalised & other adjustments during the year Rs	Adjustment due to Currency Revaluation as at 30 June 2020 Rs	Amount Outstanding as at 30 June 2020 Rs
I. LOANS REFUNDABLE BY ANNUITIES - continued									
A. STATUTORY BODIES - continued									
4. Irrigation Authority									
C.D.C Loan	1979-1983	MOF	35,439,466	34,853,883	-	-	-	-	34,853,883
Loan from AFD	1987-1992	do	5,644,059	15,442,158	-	-	-	1,874,672	17,316,830
Government Loans:-									
To settle outstanding claims	2010	do	36,442,000	36,442,000	-	-	-	-	36,442,000
To cover operating deficits	1982-1997	do	172,831,412	172,831,412	-	-	-	-	172,831,412
Settlement of outstanding claims of NPIP	2011	do	8,000,000	8,000,000	-	-	-	-	8,000,000
Rehabilitation of La Ferme and Magenta Canal	1991-1995	do	20,013,485	20,013,485	-	-	-	-	20,013,485
Total - Irrigation Authority			278,370,422	287,582,938	-	-	-	1,874,672	289,457,610
5. National Transport Corporation									
Loan from Government of India (Exim Bank)	1986-1990	MOF	38,495,988	37,787,838	-	-	-	-	37,787,838
Loan from Government of India	1987-1998	do	111,403,598	110,764,491	-	-	-	-	110,764,491
Government Loans	1988-1990	do	6,122,942	5,519,118	-	-	-	-	5,519,118
Total - National Transport Corporation			156,022,528	154,071,447	-	-	-	-	154,071,447
6. Rose-Belle Sugar Estate Board (N3)									
Government Loan	1997-2001	MOF	45,502,150	44,182,150	-	-	-	-	44,182,150
Loan from A.D.B	1993-1997	do	51,075,496	52,928,500	-	-	-	(1,952,598)	50,975,902
Total - Rose-Belle Sugar Estate Board			96,577,646	97,110,650	-	-	-	(1,952,598)	95,158,052
7. Mauritius Broadcasting Corporation									
Post Restructuring loan	2016-2017	MOF	67,268,268	67,268,268	-	-	-	-	67,268,268
Total - Mauritius Broadcasting Corporation			67,268,268	67,268,268	-	-	-	-	67,268,268
8. Wastewater Management Authority									
Projects under PBB 2013	2013	MPU	920,992,616	920,992,616	-	-	-	-	920,992,616
Projects under PBB 2014	2014	do	815,150,000	702,488,725	-	-	-	-	702,488,725
Projects Jan 2015- June 2015	2015	do	382,230,000	281,662,606	-	-	-	-	281,662,606
Projects 2015-2016	2015-2016	do	1,056,000,000	401,909,462	-	-	-	-	401,909,462
Projects 2016-2017	2016-2017	do	1,055,000,000	536,572,049	-	-	-	-	536,572,049
Projects 2017-2018	2017-2018	do	353,000,000	255,009,473	-	-	-	-	255,009,473
Projects 2018-2019	2018-2019	do	279,800,000	179,201,337	-	-	-	-	179,201,337
Projects 2019-2020	2019-2020	do	151,300,000	-	72,435,330	-	-	-	72,435,330
Total - Wastewater Management Authority			5,013,472,616	3,277,836,268	72,435,330	-	-	-	3,350,271,598
TOTAL - A. STATUTORY BODIES			12,561,055,424	7,547,316,715	312,978,568	(1,303,220)	21,919,677	19,841,534	7,900,753,274

STATEMENT M

Statement of all Outstanding Loans financed from Revenue as at 30 June 2020

Description	Year of Issue	Ordinance or Authority	Original Amount of Loan Rs	Amount Outstanding as at 30 June 2019 Rs	Amount of Loan Issued during the year Rs	Amount Repaid during the year Rs	Interest capitalised & other adjustments during the year Rs	Adjustment due to Currency Revaluation as at 30 June 2020 Rs	Amount Outstanding as at 30 June 2020 Rs
I. LOANS REFUNDABLE BY ANNUITIES - continued									
B. PRIVATE INDIVIDUALS									
1. Repatriation Expenses	1983-2019	MOS	2,827,070	823,834	40,844	(152,789)	-	-	711,889
2. Small Scale Industries									
Loan from Government of India	1981-1982	MOF	546,277	171,914	-	-	-	6,478	178,392
TOTAL - B. PRIVATE INDIVIDUALS			3,373,347	995,748	40,844	(152,789)	-	6,478	890,281
C. PRIVATE BODIES									
1. Development Bank of Mauritius Ltd									
Government Loans:-									
Construction of Confessional Schools	2007-2008	MOF	190,600,000	85,770,000	-	(9,530,000)	-	-	76,240,000
Educational Infrastructure of Private-Aided Secondary Schools	2013	do	110,500,000	110,500,000	-	-	-	-	110,500,000
Conversion of Coromandel Industrial Estate into modern integrated SME Industrial Parks	2016-2017	do	70,000,000	53,856,239	-	(4,488,020)	-	-	49,368,219
Construction of SME Park at Plaine Magnien	2019-2020	do	100,000,000	-	14,100,000	-	-	-	14,100,000
Total - Development Bank of Mauritius Ltd			471,100,000	250,126,239	14,100,000	(14,018,020)	-	-	250,208,219
2. Mauritius Housing Company Ltd									
Loan from E.D.F for the Building and Improvement of Houses	1981-1989	MOF	41,794,315	3,853,436	-	(1,901,641)	-	-	1,951,795
Government Loans:-									
Cyclone Housing Reconstruction Prog.	1982-1984	do	9,600,000	1,224,199	-	(460,087)	-	-	764,112
Total - Mauritius Housing Company Ltd			51,394,315	5,077,635	-	(2,361,728)	-	-	2,715,907
3. Bus Companies	1978	MOF	25,555,614	4,460,006	-	-	-	-	4,460,006
Total - Bus Companies			25,555,614	4,460,006	-	-	-	-	4,460,006
4. Mauritius Cooperative Central Bank (in Liquidation)									
Loan from AFD:-									
Belle Mare Irrigation Project	1988	MOF	880,000	308,000	-	-	-	-	308,000
EDF Line of Credit	1992-1993	do	81,000,000	81,000,000	-	-	-	-	81,000,000
Total - Mauritius Cooperative Central Bank (in Liquidation)			81,880,000	81,308,000	-	-	-	-	81,308,000

STATEMENT M

Statement of all Outstanding Loans financed from Revenue as at 30 June 2020

Description	Year of Issue	Ordinance or Authority	Original Amount of Loan Rs	Amount Outstanding as at 30 June 2019 Rs	Amount of Loan Issued during the year Rs	Amount Repaid during the year Rs	Interest capitalised & other adjustments during the year Rs	Adjustment due to Currency Revaluation as at 30 June 2020 Rs	Amount Outstanding as at 30 June 2020 Rs
I. LOANS REFUNDABLE BY ANNUITIES - continued									
C. PRIVATE BODIES - continued									
5. National Housing Development Co. Ltd									
Loan from Govt. of People's Republic of China	1992-1999	MHL	98,115,010	5,714,660	-	(2,857,330)	-	-	2,857,330
Local (Firinga Housing Unit)	2001-2008	do	224,347,478	53,183,642	-	(13,162,756)	-	-	40,020,886
Construction of Social Housing	2015-2016	do	230,000,000	215,000,000	-	(10,000,000)	-	-	205,000,000
Housing Units Henrietta	2015-2016	do	23,760,940	21,259,788	-	(1,250,576)	-	-	20,009,212
Construction of Social Housing	2016-2017	do	200,000,000	200,000,000	-	(13,043,478)	-	-	186,956,522
Total - National Housing Development Co. Ltd			776,223,428	495,158,090	-	(40,314,140)	-	-	454,843,950
6. Landscape (Mauritius) Ltd									
Post Restructuring loan	2015-2016	MOF	163,121,466	163,121,466	-	-	-	-	163,121,466
Total - Landscape (Mauritius) Ltd			163,121,466	163,121,466	-	-	-	-	163,121,466
7. Cargo Handling Corporation Ltd									
Loan from AFD	2016-2018	MOF	515,000,000	517,330,201	-	-	-	70,941,644	588,271,845
Government Loan	2019-2020	do	184,000,000	-	184,000,000	-	-	-	184,000,000
Total - Cargo Handling Corporation Ltd			699,000,000	517,330,201	184,000,000	-	-	70,941,644	772,271,845
8. Airports of Mauritius Ltd									
Government Loan	2011	MOF	513,372,400	304,397,601	-	(22,812,920)	-	39,260,227	320,844,908
Total - Airports of Mauritius Ltd			513,372,400	304,397,601	-	(22,812,920)	-	39,260,227	320,844,908
9. MauBank Ltd									
Government Loan	2011	MOF	8,000,000	8,000,000	-	-	-	-	8,000,000
Total - MauBank Ltd			8,000,000	8,000,000	-	-	-	-	8,000,000
10. Polytechnics Mauritius Ltd									
Government Loan	2014-2016	MOF	486,000,000	651,213,763	-	-	-	-	651,213,763
Total - Polytechnics Mauritius Ltd			486,000,000	651,213,763	-	-	-	-	651,213,763
11. Airport Terminal Operations Ltd									
Government Loan	2017-2018	MOF	494,130,000	511,737,234	-	-	-	62,124,711	573,861,945
Total - Airport Terminal Operations Ltd			494,130,000	511,737,234	-	-	-	62,124,711	573,861,945

STATEMENT M

Statement of all Outstanding Loans financed from Revenue as at 30 June 2020

Description	Year of Issue	Ordinance or Authority	Original Amount of Loan Rs	Amount Outstanding as at 30 June 2019 Rs	Amount of Loan Issued during the year Rs	Amount Repaid during the year Rs	Interest capitalised & other adjustments during the year Rs	Adjustment due to Currency Revaluation as at 30 June 2020 Rs	Amount Outstanding as at 30 June 2020 Rs
I. LOANS REFUNDABLE BY ANNUITIES - continued									
C. PRIVATE BODIES - continued									
12. Metro Express Limited									
Government Loan	2019-2020	MPI	500,000,000	-	220,000,000	-	830,095 ⁴	-	220,830,095
Total - Metro Express Limited			500,000,000	-	220,000,000	-	830,095	-	220,830,095
TOTAL - C. PRIVATE BODIES			4,269,777,223	2,991,930,235	418,100,000	(79,506,808)	830,095	172,326,582	3,503,680,104
D. OTHER BODIES									
1. Pamplemousses District Council									
Government Loan	2008-2009	MOF	23,520,000	15,288,000	-	(588,000)	-	-	14,700,000
Total - Pamplemousses District Council			23,520,000	15,288,000	-	(588,000)	-	-	14,700,000
2. Riviere du Rempart District Council									
Government Loan	2008-2009	MOF	18,480,000	12,012,000	-	(462,000)	-	-	11,550,000
Total - Riviere du Rempart District Council			18,480,000	12,012,000	-	(462,000)	-	-	11,550,000
3. Municipality of Beau Bassin-Rose Hill									
Government Loan	2016-2017	MOF	42,000,000	33,600,000	-	(4,200,000)	-	-	29,400,000
Total - Municipality of Beau Bassin-Rose Hill			42,000,000	33,600,000	-	(4,200,000)	-	-	29,400,000
4. Rodrigues Regional Assembly									
Government Loan	2011	MOF	14,847,000	14,694,000	-	-	-	-	14,694,000
Total - Rodrigues Regional Assembly			14,847,000	14,694,000	-	-	-	-	14,694,000
TOTAL - D. OTHER BODIES			98,847,000	75,594,000	-	(5,250,000)	-	-	70,344,000
I. TOTAL LOANS REFUNDABLE BY ANNUITIES			16,933,052,994	10,615,836,698	731,119,412	(86,212,817)	22,749,772	192,174,594	11,475,667,659
II. LOANS REFUNDABLE BY SINKING FUND CONTRIBUTION									
A. STATUTORY BODIES									
1. Mauritius Cane Industry Authority									
	1982-1985	MOA	2,631,395	422,208	-	(114,686) [*]	-	-	307,522
Total - Mauritius Cane Industry Authority			2,631,395	422,208	-	(114,686)	-	-	307,522
II. TOTAL LOANS REFUNDABLE BY SINKING FUND CONTRIBUTION			2,631,395	422,208	-	(114,686)	-	-	307,522

STATEMENT M

Statement of all Outstanding Loans financed from Revenue as at 30 June 2020

Description	Year of Issue	Ordinance or Authority	Original Amount of Loan Rs	Amount Outstanding as at 30 June 2019 Rs	Amount of Loan Issued during the year Rs	Amount Repaid during the year Rs	Interest capitalised & other adjustments during the year Rs	Adjustment due to Currency Revaluation as at 30 June 2020 Rs	Amount Outstanding as at 30 June 2020 Rs
I. LOANS REFUNDABLE BY ANNUITIES									
A. Statutory Bodies			12,561,055,424	7,547,316,715	312,978,568	(1,303,220)	21,919,677	19,841,534	7,900,753,274
B. Private Individuals			3,373,347	995,748	40,844	(152,789)	-	6,478	890,281
C. Private Bodies			4,269,777,223	2,991,930,235	418,100,000	(79,506,808)	830,095	172,326,582	3,503,680,104
D. Other Bodies			98,847,000	75,594,000	-	(5,250,000)	-	-	70,344,000
I. TOTAL LOANS REFUNDABLE BY ANNUITIES			16,933,052,994	10,615,836,698	731,119,412	(86,212,817)	22,749,772	192,174,594	11,475,667,659
II. LOANS REFUNDABLE BY SINKING FUND CONTRIBUTION									
A. Statutory Bodies			2,631,395	422,208	-	(114,686)	-	-	307,522
II. TOTAL LOANS REFUNDABLE BY SINKING FUND CONTRIBUTION			2,631,395	422,208	-	(114,686)	-	-	307,522
TOTAL I & II			16,935,684,389	10,616,258,906	731,119,412	(86,327,503)	22,749,772	192,174,594	11,475,975,181

* Represents accrued sinking fund for the year ending 30 June 2020 and includes contribution amounting to Rs 26,313.95 for 2019-20 in respect of MCIA.

Note 1 : The original amounts of foreign loans are stated at their rupee equivalent on date of issue

Note 2 : In the year 2019-2020, an amount of Rs. 21,919,677 representing interest on loan has been capitalised as per the terms and conditions of the Loan Agreements signed between Government of Mauritius and Central Water Authority.

Note 3 : During the financial year 2018-2019, the Government has decided to waive the full outstanding balance of loan granted to Rose-Belle Sugar Estate Board in exchange of 56 Arpents of land being transferred from Rose-Belle Sugar Estate Board to Landscape (Mauritius) Ltd. The latter will transfer 15 Arpents of land to the Government and 8 Arpents of Land to NIC Services Co. These transactions have not been finalised as at 30 June 2020.

Note 4 : In the year 2019-2020, an amount of Rs. 830,095 representing interest on loan has been capitalised as per the terms and conditions of the Loan Agreement signed on 05 February 2020 between Government of Mauritius and Metro Express Limited.

MOF - Ministry of Finance and Economic Development and External Communications

MPU - Ministry of Energy and Public Utilities

MOS - Ministry of Social Security, National Solidarity, and Environment and Sustainable Development

MHL - Ministry of Housing and Lands

MOA - Ministry of Agro-Industry and Food Security

MPI - Ministry of Public Infrastructure and Land Transport, and Foreign Affairs, Regional Intergration and International Trade



S.D. RAMDEEN
Accountant-General

06 November 2020

STATEMENT N

Statement of Arrears of Revenue
as at 30 June 2020

	Balance 30 June 2020 Rs	Balance 30 June 2019 Restated Rs
A. MAURITIUS REVENUE AUTHORITY		
Income Tax (Including Large Taxpayer)	3,595,368,459	3,821,929,796
Value Added Tax	3,903,169,652	3,499,262,208
Customs & Excise	20,561,823	53,531,936
Betting & Gaming	253,622,666	259,632,445
Environment Protection Fee	23,529,152	23,544,323
PAYE	771,281,858	401,549,628
TDS	167,697,004	150,059,396
Others	96,032,433	92,191,251
TOTAL - MAURITIUS REVENUE AUTHORITY	8,831,263,047	8,301,700,983
B. MINISTRIES/DEPARTMENTS		
Office of the Electoral Commissioner	-	1,814,642
National Audit Office	3,350,000	3,507,500
Prime Minister's Office, Ministry of Finance and Economic Development and External Communications		
- Civil Aviation	26,916,613	8,360,196
- Treasury	4,214,029,592	3,423,745,378
- Corporate and Business Registration Department	99,020,292	91,124,533
- Registrar-General's Department	377,268,664	350,415,675
Deputy Prime Minister's Office, Ministry of Energy and Public Utilities	3,412,173	3,424,563
Minister Mentor's Office, Ministry of Defence and Rodrigues		
- Police Service	7,914,007	3,204,759
- Prison Service	130,900	136,400
Vice-Prime Minister's Office, Ministry of Local Government and Outer Islands, and Gender Equality, Child Development and Family Welfare		
- Mauritius Fire and Rescue Service	211,709	211,709
Ministry of Technology, Communication and Innovation		
- Data Protection Office	53,004,973	55,522,323
Ministry of Public Infrastructure and Land Transport, and Foreign Affairs, Regional Integration and International Trade		
- Public Infrastructure Division	2,818,945	2,355,445
- Land Transport Division	21,230	21,230
- National Transport Authority	38,064,000	38,064,000
Ministry of Education and Human Resources, Tertiary Education and Scientific Research	3,494,595	3,821,933
Ministry of Tourism	2,868,592	2,561,284
Ministry of Health and Quality of Life	26,322,218	23,025,021
Ministry of Arts and Culture	105,000	287,500
<i>Carried forward</i>	4,858,953,503	4,011,604,091

STATEMENT N

Statement of Arrears of Revenue
as at 30 June 2020

	Balance 30 June 2020 Rs	Balance 30 June 2019 Restated Rs
<i>Brought forward</i>	4,858,953,503	4,011,604,091
Ministry of Social Security, National Solidarity, and Environment and Sustainable Development		
- Social Security and National Solidarity	5,749,069	5,951,294
Ministry of Agro-Industry and Food Security	11,146,150	5,789,411
Ministry of Industry, Commerce and Consumer Protection		
- Commerce and Consumer Protection Division	63,462	168,346
Attorney-General's Office, Ministry of Justice, Human Rights and Institutional Reforms		
- Office of the Solicitor-General	1,582,475	1,491,750
Ministry of Ocean Economy, Marine Resources, Fisheries and Shipping	110,324	44,305
Ministry of Labour, Industrial Relations, Employment and Training		
- Employment Division	12,765	12,765
Ministry of Housing and Lands	752,657,481	796,284,448
TOTAL - MINISTRIES/DEPARTMENTS	5,630,275,229	4,821,346,410
C. JUDICIARY		
Curepipe Court	1,475,850	1,923,225
Flacq District Court	1,984,100	1,562,430
Grand Port District Court	1,200,100	1,099,275
Moka District Court	820,050	810,400
Pamplemousses District Court	2,024,050	1,977,930
Port Louis Judicial Courts	3,810,966	7,062,074
Riviere du Rempart District Court	2,475,550	2,431,450
Rose Hill Court	13,031,650	2,845,800
Savanne District Court	1,657,750	690,280
Industrial Court	315,400	387,950
Intermediate (Criminal Court)	14,493,300	15,994,510
Intermediate (Civil Court)	158,782	148,582
Black River District Court	653,700	1,142,100
Commercial Court	7,430	9,430
Others	824,889	888,199
TOTAL - JUDICIARY	44,933,567	38,973,635
TOTAL	14,506,471,843	13,162,021,028

S.D. RAMDEEN
Accountant-General

06 November 2020

STATEMENT O

Statement of Claims Abandoned for the financial year 2019 - 2020

Particulars	Authority to write-off	TAS Ref. A.V. No.	Item Debited	Amount Rs
NIL	NIL	NIL	NIL	NIL

S.D. RAMDEEN
Accountant-General

21 October 2020

STATEMENT P

Statement of Losses Charged to Expenditure for the financial year 2019 - 2020

Particulars	Authority to write-off	TAS Ref. A.V. No.	Item Debited	Amount Rs
NIL	NIL	NIL	NIL	NIL

S.D. RAMDEEN
Accountant-General

21 October 2020

STATEMENT Q

Statement of Stores Losses for the financial year 2019 - 2020

Ministry/Department	Item	Opening Balance 01 July 2019 (Restated) Rs	Losses Reported during the year Rs	Written off/ Recovery during the year Rs	Closing Balance 30 June 2020 Rs
The Judiciary	Office Equipment	124,316	-	-	124,316
	Laptop	179,267	-	-	179,267
	Mobile	8,575	-	-	8,575
	Others	883,641	-	-	883,641
National Audit Office	Notebook	69,909	-	-	69,909
Civil Status Division	Mobile	-	8,490	-	8,490
National Development Unit	Office Equipment	108,011	-	-	108,011
	Mobile	27,921	-	-	27,921
	Others	11,755	-	-	11,755
Civil Aviation	Office Equipment	12,154	-	-	12,154
	Laptop	59,680	-	-	59,680
	Spare Parts & Accessories	112,771	-	-	112,771
	Others	101,352	50,000	-	151,352
Ministry of Finance and Economic Development	Laptop & Notebook	99,463	-	-	99,463
	Mobile	21,949	-	-	21,949
Central Procurement Board	Office Equipment	41,800	-	-	41,800
	Laptop	10,000	-	-	10,000
	Others	60,779	-	-	60,779
Treasury	Laptop	31,317	-	-	31,317
Minister Mentor's Office, Ministry of Defence and Rodrigues	Office Equipment	4,000	-	-	4,000
Police Service	Motor Vehicles	203,726	-	87,926	115,800
	Spare Parts & Accessories	17,545	9,200	17,545	9,200
Prison Service	Agricultural Produce & Foodstuffs	64,469	-	-	64,469
Ministry of Local Government & Outer Islands	Office Equipment	1,200	-	-	1,200
Mauritius Fire and Rescue Service	Spare Parts & Accessories	57,675	-	-	57,675
	Firefighting Equipment & Uniform	172,041	-	-	172,041
Ministry of Technology, Communication and Innovation	Spare Parts & Accessories	3,390	-	-	3,390
Ministry of Public Infrastructure and Land Transport	Office Equipment & Furniture	468,440	-	-	468,440
	Spare Parts & Accessories	226,167	-	-	226,167
	Stationery and Store Items	475,924	-	-	475,924
	Laboratory Equipment	623,700	-	-	623,700
	Others	663,106	100,550	-	763,656
Ministry of Foreign Affairs, Regional Integration and International Trade	Office Equipment	79,300	-	-	79,300
	Mobile	13,990	-	-	13,990
	Others	17,170	-	-	17,170
Ministry of Education and Human Resources, Tertiary Education and Scientific Research	Office Equipment (including laptops) & Furniture	3,122,724	1,273,393	270,150	4,125,967
	Books & Publications	12,803	-	-	12,803
	Spare Parts & Accessories	893,565	120,900	3,000	1,011,465
	Mobile & Sport Equipment	113,020	-	-	113,020
	Others	334,652	129,200	-	463,852
Ministry of Tourism	Laptop	22,700	-	22,700	-

STATEMENT Q

Statement of Stores Losses for the financial year 2019 - 2020

Ministry/Department	Item	Opening Balance 01 July 2019 (Restated) Rs	Losses Reported during the year Rs	Written off/ Recovery during the year Rs	Closing Balance 30 June 2020 Rs
Ministry of Health and Quality of Life	Office Equipment & Furniture	183,060	-	-	183,060
	Medical Equipment	90,000	-	-	90,000
	Spare Parts & Accessories	57,583	-	-	57,583
	Others	200,012	-	-	200,012
Ministry of Arts and Culture	Office Equipment & Cleaning Materials	110,530	-	-	110,530
Ministry of Social Security, National Solidarity and Environment and Sustainable Development					
(Social Security & National Solidarity Division)	Office Equipment & Furniture	115,389	-	-	115,389
(Environment and Sustainable Development Division)	Spare Parts & Accessories	25,800	-	-	25,800
Ministry of Agro-Industry and Food Security	Motor Vehicles	701,500	-	-	701,500
	Office Equipment & Furniture	339,961	10,600	-	350,561
	Spare Parts & Accessories	548,983	209,749	-	758,732
	Agricultural Produce and Others	2,484,075	104,250	-	2,588,325
	Others	6,755	-	-	6,755
Office of the Director of Public Prosecutions	Laptop & I-Pad	77,848	-	-	77,848
	Mobile	40,002	-	-	40,002
Ministry of Ocean Economy, Marine Resources, Fisheries and Shipping	Office Equipment & Furniture	138,070	-	-	138,070
	Others	-	40,000	-	40,000
Ministry of Labour, Industrial Relations, Employment and Training					
(Labour Division)	Office Equipment	32,835	-	-	32,835
	Mobile	1,024	-	-	1,024
(Employment Division)	Office Equipment	80,653	20,345	-	100,998
	Laptop and Chargers	37,000	-	-	37,000
	Mobile	8,100	-	8,100	-
Ministry of Housing and Lands	Office Equipment	6,000	-	-	6,000
	Laptop	50,000	-	-	50,000
	Mobile	16,999	-	-	16,999
	Others	3,290	-	-	3,290
Ministry of Civil Service and Administrative Reforms	Others	10,089	-	7,089	3,000
Total		14,921,525	2,076,677	416,510	16,581,692



S.D. RAMDEEN
Accountant-General

21 October 2020

STATEMENT R

Tabular Summary of Unallocated Stores as at 30 June 2020

	Rs	Rs
Stock as at 1 July 2019		5,288,321
Add:		
Purchases	749,906	
Adjustments	3,977	753,883
		6,042,204
Less Issues:		
Ministries/Departments	713,763	
Ministry of Public Infrastructure and Land Transport	150,954	
Adjustments	426	865,143
Stock as at 30 June 2020		5,177,061

S.D. RAMDEEN
Accountant-General

21 October 2020

STATEMENT U

Statement of Foreign Aid Received for the financial year 2019-2020

Donor Country/ Agency	Receiving Agency	Date of Receipt of Donation	Nature of Donation	Quantity	Estimated Value Rs
Indian Ocean Commission	Police Service	25-Feb-20	Thorium Tablet 10.1	2	204,544
Indian Ocean Commission	Police Service	25-Feb-20	Olympus TG-5 Camera	1	13,160
Indian Ocean Commission	Police Service	25-Feb-20	HP Prodesk 600 G4 PCI MT PC	2	49,010
Indian Ocean Commission	Police Service	25-Feb-20	HP Monitor V214A	2	11,310
Interpol General Secretary, Lyon, France	Police Service	25-Nov-19	Desktop PCS	5	156,305
Interpol General Secretary, Lyon, France	Police Service	25-Nov-19	Laptop	3	70,013
Interpol General Secretary, Lyon, France	Police Service	25-Nov-19	Printer	2	13,083
Interpol General Secretary, Lyon, France	Police Service	25-Nov-19	Scanner	1	19,271
Interpol General Secretary, Lyon, France	Police Service	25-Nov-19	UPS	5	28,288
Academy for International Business Officials (AIBO), Beijing, China	Ministry of Gender Equality, Child Development and Family Welfare	23-Jul-19	Seminar on Development of Women and Children in Implementing 2030 Sustainable Development Agenda for Developing Countries	4	145,056
Egyptian Agency of Partnership for Development (EAPD), Egypt	Ministry of Gender Equality, Child Development and Family Welfare	28-Jul-19	Training course on Management of African Women's Small Projects	1	28,300
Fujian Foreign Trade and Economic Cooperation Officials Training Centre, Fuzhou, China	Ministry of Gender Equality, Child Development and Family Welfare	1-Aug-19	Seminar on NGO Capacity Building for Developing Countries	2	72,528

STATEMENT U

Statement of Foreign Aid Received for the financial year 2019-2020

Donor Country/ Agency	Receiving Agency	Date of Receipt of Donation	Nature of Donation	Quantity	Estimated Value Rs
Hunan International Business Vocational College, Changsha, China	Ministry of Gender Equality, Child Development and Family Welfare	7-Aug-19	Seminar on Capacity Building of Women's Employment and Entrepreneurship for Developing Countries	4	145,056
National Institute of Technical Teachers Training and Research, India	Ministry of Gender Equality, Child Development and Family Welfare	9-Sep-19	Training Course on Promoting Women Entrepreneurship and Startup	1	28,256
Common Market for Eastern and Southern Africa (COMESA), Zambia	Ministry of Gender Equality, Child Development and Family Welfare	9-Sep-19	Training for the introduction of National Content Developer to the 50 Million African Women Speak Project	1	37,000
Federation of National Associations of Women in Business in Eastern and Southern Africa, Malawi	Ministry of Gender Equality, Child Development and Family Welfare	17-Oct-19	Workshop on FEMCOM Board Retreat	1	35,271
African Union Commission, Addis Ababa	Ministry of Gender Equality, Child Development and Family Welfare	28-Oct-19	4th Specialised Technical Committee on Gender Equality, Women's Empowerment (GEWE)	1	33,506
China Women's University, Beijing, China	Ministry of Gender Equality, Child Development and Family Welfare	5-Nov-19	Seminar on Capability Building for Female Officials Participating in Social Management from Developing Countries	3	108,792
Fujian Foreign Trade and Economic Cooperation Officials Training Centre, Fuzhou, China	Ministry of Gender Equality, Child Development and Family Welfare	7-Nov-19	Seminar on Leadership Capacity for Female Officials from Developing Countries	2	72,528
China Women's University, Beijing, China	Ministry of Gender Equality, Child Development and Family Welfare	7-Nov-19	Séminaire sur l'amélioration des capacités des ONG pour les pays africains francophones	2	72,528
National Institute for Micro, Small and Medium Enterprises, Hyderabad, India	Ministry of Gender Equality, Child Development and Family Welfare	7-Oct-19	Training Course on Empowerment of Women Through Enterprises	1	28,256
Common Market for Eastern and Southern Africa Secretariat (COMESA), Rwanda	Ministry of Gender Equality, Child Development and Family Welfare	25-Nov-19	Launching ceremony of the 50 Million African Women Speak Platform	1	38,000

STATEMENT U

Statement of Foreign Aid Received for the financial year 2019-2020

Donor Country/ Agency	Receiving Agency	Date of Receipt of Donation	Nature of Donation	Quantity	Estimated Value Rs
Southern African Development Community (SADC), Johannesburg	Ministry of Gender Equality, Child Development and Family Welfare	25-Nov-19	Training of Trainers Workshop on the SADC Online Monitoring and Evaluation System	1	21,927
SADC, Johannesburg	Ministry of Gender Equality, Child Development and Family Welfare	4-Dec-19	Regional Conference on Prevention of Violence against Women and Girls in Southern Africa	1	21,927
Embassy of the United States of America, Texas	Ministry of Gender Equality, Child Development and Family Welfare	4-Dec-19	Training Course on HIV/AIDS Planning & Policy Development Course & Gender-Based Violence (GBV) and Women's Health Course	2	170,000
Mauritius High Commission of the Republic of South Africa, Pretoria, South Africa	Ministry of Gender Equality, Child Development and Family Welfare	9-Dec-19	Workshop on UN Global Study on Children Deprived of Liberty	1	21,927
African Union Commission, Addis Ababa, Ethiopia	Ministry of Gender Equality, Child Development and Family Welfare	11-Dec-19	Workshop on Global Summit to tackle Online Child Sexual Exploitation	1	33,506
National Institute for Micro, Small and Medium Enterprises, Hyderabad, India	Ministry of Gender Equality, Child Development and Family Welfare	27-Jan-20	Training of Trainers in Entrepreneurship and Skills Development	1	28,256
National Institute of Rural Development and Panchayati Raj, Hyderabad, India	Ministry of Gender Equality, Child Development and Family Welfare	31-Jan-20	Training Course on Empowerment of Women for Rural Development	1	28,256
Australian High Commission	Ministry of Gender Equality, Child Development and Family Welfare	2-Dec-19	Workshop on Stakeholder's Engagement on Domestic Violence Perpetrator's Rehabilitation Programme	36	97,500
United Nations Development Programme	Ministry of Gender Equality, Child Development and Family Welfare	1-Nov-19	Training of Trainers for 20 officers in Leadership Programme	20	146,400
China	Ministry of Public Infrastructure	14-Nov-19	Seminar on Engineering on Project Management for Developing Countries	2	70,000

STATEMENT U

Statement of Foreign Aid Received for the financial year 2019-2020

Donor Country/ Agency	Receiving Agency	Date of Receipt of Donation	Nature of Donation	Quantity	Estimated Value Rs
China	Ministry of Public Infrastructure	14-Aug-19	Seminar on Connectivity and Cooperation of Infrastructure for Developing Countries	3	105,000
Japan	Ministry of Public Infrastructure	20-Oct-19	Seminar on Project Management in Infrastructure Development for Civil Engineers	1	75,000
China	Ministry of Public Infrastructure	22-Aug-19	Seminar on Building and Management of Industrial Parks for Developing Countries	2	70,000
China	Ministry of Public Infrastructure	20-Aug-19	Seminar on Ministerial Workshop for African Countries and African Union on Infrastructure Investment and Financing Cooperation	3	105,000
India	Ministry of Public Infrastructure	2-Sep-19	Seminar on international Management Development Programme on Project Management for Public Works	1	30,000
Malaysia	Ministry of Public Infrastructure	1-Jul-19	Workshop on Development of Physical Infrastructure	1	35,000
China	Ministry of Public Infrastructure	10-Oct-19	Seminar on Synergy Development of Public Transit and Urban Planning	1	35,000
China	Ministry of Public Infrastructure	31-Oct-19	Seminar on the Planning, Construction and Management of Roads and Bridges	1	35,000
Singapore	Ministry of Public Infrastructure	7-Oct-19	Workshop on Public-Private Partnership (PPP) for Infrastructure projects	1	40,000
United Nations Industrial Development Organization (UNIDO)	Ministry of Foreign Affairs, Regional Integration and International Trade	4-Jul-19	Pre-TICAD 7 event	1	32,074
Government of People's Republic of China	Ministry of Foreign Affairs, Regional Integration and International Trade	9-Jul-19	Study tour - Tianjin and Xiongan	2	74,272

STATEMENT U

Statement of Foreign Aid Received for the financial year 2019-2020

Donor Country/ Agency	Receiving Agency	Date of Receipt of Donation	Nature of Donation	Quantity	Estimated Value Rs
Government of People's Republic of China	Ministry of Foreign Affairs, Regional Integration and International Trade	20-Aug-19	2019 AU-China Capacity Building Cooperation Seminars	1	156,532
Government of People's Republic of China	Ministry of Foreign Affairs, Regional Integration and International Trade	5-Sep-19	3rd China Mongolia Exposition	2	44,102
United Nations (UN)	Ministry of Foreign Affairs, Regional Integration and International Trade	25-Jul-19	Second Meeting for the SIDS National Focal point	1	101,500
The Southern African Development Community (SADC) Secretariat	Ministry of Foreign Affairs, Regional Integration and International Trade	2-Jul-19	SADC Human Resources and Administration Committee (HRAC) Meeting	1	73,145
SADC Secretariat	Ministry of Foreign Affairs, Regional Integration and International Trade	5-Aug-19	Regional Consultative meeting to present the draft Report of the Mid-Term Review of the Revised Regional Indicative Strategic Development Plan (RISDP) and the Strategic Indicative Plan for the Organ on Defence, Politics and Security (SIPO)	2	149,600
SADC Secretariat	Ministry of Foreign Affairs, Regional Integration and International Trade	20-Jan-20	SADC Disaster Risk Reduction and Coordination Enhancement Project Inception Workshop	1	83,600
African Peer Review Mechanism (APRM) Secretariat	Ministry of Foreign Affairs, Regional Integration and International Trade	25-Jul-19	APRM National Structures Technical Workshop	1	74,336
APRM Secretariat	Ministry of Foreign Affairs, Regional Integration and International Trade	21-Oct-19	APRM Continental Workshop for VNR's Post HLPF and the Governance Agenda 2063/SDG's	1	60,860
International Organization for Migration (IOM)	Ministry of Foreign Affairs, Regional Integration and International Trade	26-Aug-19	Consultative meeting on the Establishment of A Migration Dialogue for the Indian Ocean Commission Countries	2	179,528
IOM	Ministry of Foreign Affairs, Regional Integration and International Trade	9-Sep-19	A 4-day Study Tour to Ghana in the context of the Diaspora Project: "Building the Capacity of the Mauritian Government to strengthen linkages with the Mauritian Diaspora"	1	95,825

STATEMENT U

Statement of Foreign Aid Received for the financial year 2019-2020

Donor Country/ Agency	Receiving Agency	Date of Receipt of Donation	Nature of Donation	Quantity	Estimated Value Rs
Government of Japan	Ministry of Foreign Affairs, Regional Integration and International Trade	28-Aug-19	Tokyo International Conference on African Development (TICAD) Ministerial Meeting	1	347,636
United Nations Environment Programme (UNEP)	Ministry of Foreign Affairs, Regional Integration and International Trade	4-Sep-19	Regional Ocean Governance workshop for the Western Indian Ocean (WIO) region	1	77,323
The United Nations Office of the High Representative for the Least Developed Countries, Landlocked Developing Countries and Small Island Developing States (UNOHRLS)	Ministry of Foreign Affairs, Regional Integration and International Trade	27-Sep-19	Mid-Term Review Meeting of the SAMOA Pathway	2	197,080
The African Union Commission (AUC)	Ministry of Foreign Affairs, Regional Integration and International Trade	12-Oct-19	African Union Continental Technical Experts' Consultations on Drug Demand Reduction in Africa	1	108,440
AUC	Ministry of Foreign Affairs, Regional Integration and International Trade	23-Oct-19	Retreat of the AU PRC Sub-Committee on Administrative, Budgeting and Financial Matters on APRM	1	83,246
AUC	Ministry of Foreign Affairs, Regional Integration and International Trade	24-Oct-19	Continental Consultative Meeting on Global Solidarity and Responsibility Sharing to tackle root causes of displacement and find solutions in Africa	1	53,645
AUC	Ministry of Foreign Affairs, Regional Integration and International Trade	5-Nov-19	Consolidation Workshop on Agenda 2063	1	85,992
AUC	Ministry of Foreign Affairs, Regional Integration and International Trade	2-Dec-19	First African Union Retreat on Coordination of the Implementation of Africa's Blue Economy Strategy	1	85,992
The Association for Friendship and International Exchanges (JAFIE)	Ministry of Foreign Affairs, Regional Integration and International Trade	28-Oct-19	SADC Ambassadors High Level Seminar on Investment and Development	1	67,246

STATEMENT U

Statement of Foreign Aid Received for the financial year 2019-2020

Donor Country/ Agency	Receiving Agency	Date of Receipt of Donation	Nature of Donation	Quantity	Estimated Value Rs
United Nations Department of Economic and Social Affairs (UNDESA)	Ministry of Foreign Affairs, Regional Integration and International Trade	30-Oct-19	African Regional Workshop on Effective Governance for Sustainable Development: Putting Principles into Practice	1	58,832
Government of the United Arab Emirates (UAE)	Ministry of Foreign Affairs, Regional Integration and International Trade	4-Nov-19	19th IORA Council of Ministers and related meetings	1	136,580
Government of Malaysia	Ministry of Foreign Affairs, Regional Integration and International Trade	6-Dec-19	Familiarisation visit to Kedah	2	113,392
Government of China	Ministry of Foreign Affairs, Regional Integration and International Trade	13-Dec-19	African Ambassadors Retreat and Dialogue	2	91,738
The UN Economic Commission for Africa and the African Union Commission	Ministry of Foreign Affairs, Regional Integration and International Trade	9-Dec-19	Annual Permanent Representative Committee (PRC) Retreat	1	154,560
Government of Canada	Ministry of Foreign Affairs, Regional Integration and International Trade	2-Mar-20	Canada-Francophone Diplomatic Seminar	1	98,814
AUC, Ethiopia	Ministry of Foreign Affairs, Regional Integration and International Trade (International Trade Division)	2-Sep-19	African Union Signalling Conference	1	38,961
AUC, Ethiopia	Ministry of Foreign Affairs, Regional Integration and International Trade (International Trade Division)	26-Nov-19	7th Meeting of the African Continental Free Trade Area Technical Working Group on Trade in Services; Dedicated Session of Negotiating Forum on Trade in Goods; Meeting on Rules of Origin; 17th Meeting of the African Continental Free Trade Area Negotiating Forum	1	108,225
AUC, Ethiopia	Ministry of Foreign Affairs, Regional Integration and International Trade (International Trade Division)	3-Mar-20	Meeting on the usage of the Online Negotiations Portal	1	51,948
COMESA, Zambia	Ministry of Foreign Affairs, Regional Integration and International Trade (International Trade Division)	14-Oct-19	7th Meeting of the Committee of Trade in Services	1	51,948

STATEMENT U

Statement of Foreign Aid Received for the financial year 2019-2020

Donor Country/ Agency	Receiving Agency	Date of Receipt of Donation	Nature of Donation	Quantity	Estimated Value Rs
COMESA, Zambia	Ministry of Foreign Affairs, Regional Integration and International Trade (International Trade Division)	17-Oct-19	4th COMESA Trade and Trade Facilitation Sub Committee Meeting	1	51,948
COMESA, Zambia	Ministry of Foreign Affairs, Regional Integration and International Trade (International Trade Division)	5-Nov-19	COMESA Meeting on implementation of Non Tariff Barriers Regulations	1	51,948
Commonwealth, United Kingdom	Ministry of Foreign Affairs, Regional Integration and International Trade (International Trade Division)	7-Oct-19	Senior Trade Officials Meeting and Trade Ministers Meeting	1	91,945
Commonwealth, United Kingdom	Ministry of Foreign Affairs, Regional Integration and International Trade (International Trade Division)	17-Feb-20	Connectivity Cluster Week	1	91,945
Economic Partnership Agreement (EPA) Coordination Hub, Brussels	Ministry of Foreign Affairs, Regional Integration and International Trade (International Trade Division)	20-Aug-19	Eastern and Southern Africa Internal Consultation Meeting	2	103,896
EPA Coordination Hub, Brussels	Ministry of Foreign Affairs, Regional Integration and International Trade (International Trade Division)	13-Jan-20	Eastern and Southern Africa - Interim Economic Partnership Agreement Meetings	2	183,890
Government of Pakistan	Ministry of Foreign Affairs, Regional Integration and International Trade (International Trade Division)	30-Jan-20	Pakistan-Africa Trade Development Conference	1	38,961
Tripartite Task Force, Zambia	Ministry of Foreign Affairs, Regional Integration and International Trade (International Trade Division)	19-Aug-19	Tripartite Non Tariff Barriers/Focal Points/Cross Border Traders Association; Meeting and Training Workshop on Tripartite Online/Short Messaging, Reporting, Monitoring and Elimination Mechanisms	1	96,948
TradeCom II Programme, Brussels	Ministry of Foreign Affairs, Regional Integration and International Trade (International Trade Division)	4-Feb-20	Two-Day Knowledge Sharing Event on Trade and Investment "Good Practices II"	1	110,167
World Trade Organisation (WTO), Switzerland	Ministry of Foreign Affairs, Regional Integration and International Trade (International Trade Division)	1-Jul-19	Regional Course on Advanced Trade Negotiating Simulation Skills	2	155,864

STATEMENT U

Statement of Foreign Aid Received for the financial year 2019-2020

Donor Country/ Agency	Receiving Agency	Date of Receipt of Donation	Nature of Donation	Quantity	Estimated Value Rs
WTO, Switzerland	Ministry of Foreign Affairs, Regional Integration and International Trade (International Trade Division)	15-Jul-19	Workshop on Thematic SPS on Transparency and Coordination	1	73,119
WTO, Switzerland	Ministry of Foreign Affairs, Regional Integration and International Trade (International Trade Division)	22-Jul-19	Regional Workshop on Fisheries Subsidies for Government Officials	1	71,385
WTO, Switzerland	Ministry of Foreign Affairs, Regional Integration and International Trade (International Trade Division)	16-Sep-19	Advanced Course on Trade in Services	1	118,968
WTO, Global Trust Fund, Switzerland	Ministry of Foreign Affairs, Regional Integration and International Trade (International Trade Division)	17-Sep-19	Regional Workshop on Subsidies Notification	2	118,412
WTO, Switzerland	Ministry of Foreign Affairs, Regional Integration and International Trade (International Trade Division)	23-Sep-19	Thematic Course on Trade in Value Added Statistics and Global Value Chains	1	118,968
WTO, Switzerland	Ministry of Foreign Affairs, Regional Integration and International Trade (International Trade Division)	11-Nov-19	Workshop on Trade and Public Health	1	118,968
WTO, Switzerland	Ministry of Foreign Affairs, Regional Integration and International Trade (International Trade Division)	7-Oct-19	Advanced Course on Trade Policy	1	592,748
Advisory Centre on WTO Law (ACWL), Switzerland	Ministry of Foreign Affairs, Regional Integration and International Trade (International Trade Division)	15-Sep-19	Secondment Programme for Trade Lawyers 2019-2020	1	1,681,826
Brauner Schurgers-Brauner Uhlenhut Rechtsanwälte PartGmbB (BSU Legal), Hansar, Dortmund, Germany	Ministry of Foreign Affairs, Regional Integration and International Trade (International Trade Division)	16-Feb-20	Internship - BSU Legal ACP Support Project	1	157,040
World Health Organisation, Denmark	Ministry of Health and Quality of Life	26-Aug-19	Laptop	2	40,022
World Health Organisation, USA	Ministry of Health and Quality of Life	5-Feb-20	Lab Reagents	41	241,454
World Health Organisation, Malaysia	Ministry of Health and Quality of Life	13-Feb-20	Office Supplies	2	132,834
United Nations Humanitarian Response Depot, Ghana	Ministry of Health and Quality of Life	19-Feb-20	Medical Disposables	981	82,646

STATEMENT U

Statement of Foreign Aid Received for the financial year 2019-2020

Donor Country/ Agency	Receiving Agency	Date of Receipt of Donation	Nature of Donation	Quantity	Estimated Value Rs
Jack Ma and Ali Baba Foundation, China	Ministry of Health and Quality of Life	15-Apr-20	Disposable Protective Clothing, Single Use Gloves, Face Shields, Thermometer and Ventilator	26,638	6,220,800
World Health Organisation, Dubai	Ministry of Health and Quality of Life	15-Apr-20	Covid-19 Equipment: Medical Disposables, Goggles Protective, Gown, Gloves, Surgical Masks, Respirator	3,800	1,007,759
World Health Organisation, USA	Ministry of Health and Quality of Life	21-Apr-20	Disposable Gowns, Gloves, and Overshoes	22,975	979,600
World Health Organisation, USA	Ministry of Health and Quality of Life	18-May-20	Covid-19 Test Kits	1	280,596
World Health Organisation, USA	Ministry of Health and Quality of Life	19-May-20	Test Kits	1	400
World Health Organisation, Switzerland	Ministry of Health and Quality of Life	21-May-20	Lab Reagents	1	600
Jack Ma and Ali Baba Foundation, China	Ministry of Health and Quality of Life	22-May-20	Mask 3-Ply, Disposable Single Use Gloves, Goggles, Face Shields, Infra Red thermal Imager/Camera, Disposable Protective Clothing - Sterilised, Thermometer, Mask N95	45,960	9,255,410
World Health Organisation, UK	Ministry of Health and Quality of Life	1-Jun-20	Medical Supplies	1	64,756
Commission de l'Océan Indien	Ministry of Environment and Sustainable Development	26-Aug-19	Consultation Inter-Étatique en vue de l'Établissement d'un Dialogue sur les Migrations pour les États Membres de la Commission de l'Océan Indien	1	30,000
United Nations Environment Programme	Ministry of Environment and Sustainable Development	3-Sep-19	Workshop for the Southern Africa MRV Network	2	75,000
Nairobi Convention	Ministry of Environment and Sustainable Development	4-Sep-19	Regional Ocean Governance workshop for the Western Indian Ocean (WIO) region and meeting for Focal Points of the Nairobi Convention	1	30,000

STATEMENT U

Statement of Foreign Aid Received for the financial year 2019-2020

Donor Country/ Agency	Receiving Agency	Date of Receipt of Donation	Nature of Donation	Quantity	Estimated Value Rs
United Nations Environment Programme	Ministry of Environment and Sustainable Development	18-Sep-19	Workshop for managers and policy-makers on Mainstreaming of Environmental Flows (E-Flows) into Integrated Water Resources Management (IWRM)	1	24,050
United Nations Environment Programme	Ministry of Environment and Sustainable Development	30-Sep-19	East Africa Awareness Creation Workshop to maximise the positive and minimise the negative impacts of implementation of response measures	1	36,445
United Nations Environment Programme	Ministry of Environment and Sustainable Development	27-Nov-19	Regional Sector Meeting on Sustainable Agriculture	1	40,000
United Nations Environment Programme	Ministry of Environment and Sustainable Development	4-Dec-19	Leadership Renewal Workshop for senior officials and Policy Makers, with a focus on Women Leaders in Marine Policy and Ocean Governance in Western Indian Ocean (WIO) Region	1	40,000
SADC Secretariat	Ministry of Environment and Sustainable Development	13-Dec-19	SADC Monitoring and Evaluation workshop Planning Workshop	3	120,000
United Nations Environment Programme	Ministry of Environment and Sustainable Development	27-Jan-20	Regional Consultation Workshop for Africa and the Adjacent Island States on the UN Decade of Ocean Science	1	45,000
United Nations Environment Programme	Ministry of Environment and Sustainable Development	4-Feb-20	Planning meeting between National Ozone Units (NOUs) from African Partner Countries & Deutsche Gesellschaft für Internationale Zusammenarbeit	1	40,000
United Nations Environment Programme	Ministry of Environment and Sustainable Development	18-Feb-20	First Expanded Constituency Workshop of Year 2020	2	60,000
United Nations Environment Programme	Ministry of Environment and Sustainable Development	24-Feb-20	Pre-Event to the African Forum for Sustainable Development	1	24,050

STATEMENT U

Statement of Foreign Aid Received for the financial year 2019-2020

Donor Country/ Agency	Receiving Agency	Date of Receipt of Donation	Nature of Donation	Quantity	Estimated Value Rs
SADC Secretariat	Ministry of Environment and Sustainable Development	2-Mar-20	SADC Regional Vulnerability Assessment and Analysis Programme (RVAA), Annual Organisation Meeting (AOM) and the Seventeenth Meeting of the RVAA Programme Steering Committee	2	75,000
United Nations Environment Programme	Ministry of Environment and Sustainable Development	4-Mar-20	Workshop on Climate Finance Mobilisation and Access Strategy for the Island States in the Indian Ocean	1	60,000
Egyptian Agency of Partnership for Development (EAPD)	Ministry of Environment and Sustainable Development	1-Sep-19	Environment Impact Assessment of Water Projects	1	81,500
China	Ministry of Environment and Sustainable Development	3-Sep-19	Seminar on Flood Control and Disaster Relief Techniques and Management for Developing Countries	2	207,000
China	Ministry of Environment and Sustainable Development	4-Sep-19	Seminar on Eco-environment Protection and Management for Asian and African Countries	2	207,000
Australia	Ministry of Environment and Sustainable Development	9-Sep-19	Climate Change Adaptation Course	1	182,500
IPCC Working Group 3 Technical Support Unit, London, United Kingdom	Ministry of Environment and Sustainable Development	30-Sep-19	Meeting of IPCC Working Group 3 Technical Support Unit in India	1	45,500
China	Ministry of Environment and Sustainable Development	10-Oct-19	Urban Pollution Control Technology for Developing Countries	2	207,000
International Atomic Energy Agency	Ministry of Environment and Sustainable Development	14-Oct-19	Training Course on Application of Potential Source Coordination Functions (PSCF) for trajectory-based Model Analysis under Project RAF7016 "Establishing and Improving Air Pollution Monitoring"	1	61,000

STATEMENT U

Statement of Foreign Aid Received for the financial year 2019-2020

Donor Country/ Agency	Receiving Agency	Date of Receipt of Donation	Nature of Donation	Quantity	Estimated Value Rs
India	Ministry of Environment and Sustainable Development	25-Nov-19	International Management Development Programme on Global Strategic Leadership for Growth and Sustainable Development	1	108,718
India	Ministry of Environment and Sustainable Development	2-Dec-19	Climate Change and Sustainable Development	1	51,218
Technical University of Dresden, Germany	Ministry of Environment and Sustainable Development	9-Jan-20	Environmental Management	1	175,000
Hamilton Institute, Maynoom, Ireland	Ministry of Environment and Sustainable Development	20-Jan-20	Framework of TC Project MAR7004 IGA Fellowship Appointment	2	200,968
ICLEI Africa, South Africa	Ministry of Environment and Sustainable Development	24-Feb-20	Training Workshop on Western Indian Ocean Marine Science Association	2	63,000
Japan International Cooperation Agency (JICA) Yokohama, Japan	Ministry of Environment and Sustainable Development	25-Aug-19	2nd Assembly on Africa Clean City Platform (ACCP)	1	134,075
Japan International Cooperation Agency (JICA) Okinawa, Japan	Ministry of Environment and Sustainable Development	7-Aug-19	Training Course on Sustainable Solid Waste Management in Islands Areas	1	130,518
United Nations Environment Programme (UNEP) Bangkok, Thailand	Ministry of Environment and Sustainable Development	18-Nov-19	Third Meeting of the Ad-Hoc Open-Ended Expert Group on Marine Litter and Microplastics	1	105,077
Africa Institute Pretoria, South Africa	Ministry of Environment and Sustainable Development	11-Dec-19	Extraordinary Africa Institute Council Meeting	1	92,475
UNEP, Brazzaville Republic of Congo	Ministry of Environment and Sustainable Development	12-Feb-20	Third Conference of the parties (COP3) to Bamako Convention	2	184,000
UNEP, Beau Vallon, Seychelles	Ministry of Environment and Sustainable Development	2-Mar-20	Meeting of the Plastic Waste Partnership Working Group	1	42,000
Japan	Ministry of Youth and Sports	Aug-19	Kimonos	26	50,550

STATEMENT U

Statement of Foreign Aid Received for the financial year 2019-2020

Donor Country/ Agency	Receiving Agency	Date of Receipt of Donation	Nature of Donation	Quantity	Estimated Value Rs
Fujian Foreign Trade and Economic Cooperation Officials' Training Centre, Fuzhou, Fujian, China	Ministry of Civil Service and Administrative Reforms	14-Aug-19	Seminar on Human Resource Management and Development for Mauritius	22	1,034,000
Fuzhou, Fujian, China	Ministry of Civil Service and Administrative Reforms	6-Sep-19	Seminar on Human Resources Development for Developing Countries	4	188,000
Beijing, China	Ministry of Civil Service and Administrative Reforms	7-Nov-19	Seminar on International Human Resources Development and Cooperation	4	188,000
National Institute of Labour Economics Research and Development, India	Ministry of Civil Service and Administrative Reforms	14-Jan-20	International Training Programme on Manpower Information System	2	48,920

06 November 2020

S.D. RAMDEEN
Accountant-General

STATEMENT U1

Statement of Cash Aid Received from Foreign Countries for the financial year 2019-2020

Donor Country/Agency	Receiving Agency	Purpose of Donation	Title of Deposit Account	Item of Deposit	Balance 30 June 2019 Rs	Amount Received during the year Rs	Amount Spent during the year Rs	Amount Transferred to Revenue Rs	Balance 30 June 2020 Rs
European Union	Office of the President	To provide support to victims of natural calamities, etc.	Reduit Appeal Fund	82-303-103	3,725,845	-	50,000	-	3,675,845
Embassy of the People's Republic of China and The China Law Society	The Judiciary	Contribution to the 3rd FOCAC Legal Forum (Grand Baie, Mauritius - 5th to 8th December 2012)	Third FOCAC Legal Forum	82-515-001	350,949	-	-	-	350,949
United Nations Office on Drugs and Crime (UNODC)	The Judiciary	Transcription services and Legal assistance in piracy case Police v/s Abdool Cader & ors	Grant from United Nations Office on Drugs and Crime	82-552-001	3,056,117	-	-	-	3,056,117
Association des Ombudsmans et Mediateurs de la Francophonie (AOMF)	Office of Ombudsperson for Children	To finance project CLAC (Centre de lecture et d'animation culturelle) and workshop held for members of the AOMF to sensitise children on their rights	OMC - CLAC/AOMF Project	82-551-001	5,345	-	-	-	5,345
European Union	Office of Ombudsperson for Children	To promote and protect the rights of vulnerable Children in the Republic of Mauritius	OMC- European Union- Protecting and Promoting the Rights of Children	82-516-003	-	3,443,070	205,265	-	3,237,805
Arms Trade Treaty Voluntary Trust Fund	Prime Minister's Office - Home Affairs	Capacity building for enforcement authorities and legal departments	Miscellaneous Deposit Others (DDHA)	82-399-001	94,254	-	94,254	-	-
Global Environment Facility Secretariat	Ministry of Finance and Economic Development (MOFED)	Funding of environment related projects - the National Portfolio Formulation Exercise (NPFE)	MOF - Global Environment Facility Country Support	82-520-001	46,820	-	-	-	46,820

STATEMENT U1

Statement of Cash Aid Received from Foreign Countries for the financial year 2019-2020

Donor Country/Agency	Receiving Agency	Purpose of Donation	Title of Deposit Account	Item of Deposit	Balance 30 June 2019 Rs	Amount Received during the year Rs	Amount Spent during the year Rs	Amount Transferred to Revenue Rs	Balance 30 June 2020 Rs
UNEP Trust Fund for Sustainable Public Procurement	MOFED - Procurement Policy Office	Promoting sustainable public procurement	MOF - Procurement Policy, Management and Advisory Services - UNEP Trust Fund	82-532-002	308,855	-	-	-	308,855
Investment Climate for Africa	Corporate and Business Registration Department	ICF Project: Electronic Document Management System	EDMS	82-526-001	1,747,626	-	601,091	-	1,146,535
UNDP	Ministry of Energy and Public Utilities	To meet fees to consultant, training, etc	Studies - Northern Aquifer Mauritius - SIDS (MEPU - UNOPS)	82-534-003	5,871	227,311	40,250	-	192,932
United Nations Trust Fund	Minister Mentor's Office, Ministry of Defence and Rodrigues	Trust Fund	DHA - United Nation Trust Fund	82-547-001	65,511	-	-	-	65,511
UNFPA	Ministry of Gender Equality, Child Development and Family Welfare	Strengthening Sexual and Reproductive Health for young people	International Organisation	82-538-002	331,550	278,500	53,845	-	556,205
UNDP	Ministry of Gender Equality, Child Development and Family Welfare	Ending Violence against Women	Ending Violence against Women	82-534-009	68,495	-	-	-	68,495
UNECA	Ministry of Gender Equality, Child Development and Family Welfare	Gender Development Index	Special Project	82-550-001	128,389	-	-	-	128,389
IORA Special Fund	Ministry of Gender Equality, Child Development and Family Welfare	Ministerial Conference	Indian Ocean Rim Association	82-545-003	24,387	-	-	-	24,387

STATEMENT U1

Statement of Cash Aid Received from Foreign Countries for the financial year 2019-2020

Donor Country/Agency	Receiving Agency	Purpose of Donation	Title of Deposit Account	Item of Deposit	Balance 30 June 2019 Rs	Amount Received during the year Rs	Amount Spent during the year Rs	Amount Transferred to Revenue Rs	Balance 30 June 2020 Rs
UNESCO	Ministry of Education and Human Resources, Tertiary Education and Scientific Research	National Workshop on Science & Technology	DEP A/C SCEME A/C UNESCO	82-537-002	50,221	-	-	-	50,221
OIF	Ministry of Education and Human Resources, Tertiary Education and Scientific Research	Francophonie - Essay and related competitions	DEP A/C SCEME A/C FRANCOPHONIE	82-519-001	87,276	-	44,000	-	43,276
African Development Bank	Ministry of Education and Human Resources, Tertiary Education and Scientific Research	Strategic Planning	Dep ADEA	82-399-001	480,840	5,700,331	5,528,401	-	652,770
World Health Organisation (WHO)	Ministry of Health and Quality of Life	Baker IDI - Diabetes Surveillance Project	MOH - Deposit A/C	82-540-002	77,811	-	-	-	77,811
UNFPA	Ministry of Health and Quality of Life	Monitoring Mission to Rodrigues	MOH - Deposit A/C	82-538-005	8,113	-	-	-	8,113
Deposit International Organisations	Ministry of Health and Quality of Life	Provision for Non-Pecuniary Incentives To IVM Volunteers Under Project Pops/IVM	MOH - Deposit A/C	82-514-001	650,979	-	-	-	650,979
World Health Organisation (WHO)	Ministry of Health and Quality of Life	Sentinel Hospital Based Surveillance for Rotavirus Gastroenteritis	MOH - Deposit A/C	82-540-003	6,245	183,600	-	-	189,845
World Health Organisation (WHO)	Ministry of Health and Quality of Life	Support local costs for field HIV/AIDS activities	MOH - Deposit A/C	82-540-001	102,650	12,500	12,500	-	102,650

STATEMENT U1

Statement of Cash Aid Received from Foreign Countries for the financial year 2019-2020

Donor Country/Agency	Receiving Agency	Purpose of Donation	Title of Deposit Account	Item of Deposit	Balance 30 June 2019 Rs	Amount Received during the year Rs	Amount Spent during the year Rs	Amount Transferred to Revenue Rs	Balance 30 June 2020 Rs
UNAIDS	Ministry of Health and Quality of Life - National AIDS Secretariat	Development of NSF	National Strategic Framework	82-533-001	116,677	-	-	-	116,677
UNDP	Ministry of Health and Quality of Life - National AIDS Secretariat	HIV/AIDS Project (UNGASS & Peer Education)	UNGASS	82-534-005	187,763	-	-	-	187,763
World Health Organisation (WHO)	Ministry of Health and Quality of Life	Global Youth Tobacco Survey	MOH - Deposit A/C	82-540-005	-	132,700	-	-	132,700
Agence Intergouvernementale de la Francophonie	Ministry of Arts and Culture	To promote French Culture	Agence Intergouvernementale de la Francophonie Receipt from OIF - French Govt	82-505-001	268,799	-	39,514	-	229,285
UNESCO	Ministry of Arts and Culture	For Conference on Archives	External Funding	82-537-001	8,402	-	-	-	8,402
UNEP	Ministry of Social Security, National Solidarity, and Environment and Sustainable Development (Environment and Sustainable Development Division)	To monitor the impact of coal and ash disposal	Monitoring the Impact of Coal and Ash Disposal and Landfill of Solid Waste Disposal	82-534-012	-	1,704,057	427,951	-	1,276,106
UNEP	Ministry of Social Security, National Solidarity, and Environment and Sustainable Development (Environment and Sustainable Development Division)	To implement the Clean Development Mechanism in Mauritius	Capacity for Clean Development Mechanism in Mauritius	82-535-001	420,182	-	75,000	-	345,182

STATEMENT U1

Statement of Cash Aid Received from Foreign Countries for the financial year 2019-2020

Donor Country/Agency	Receiving Agency	Purpose of Donation	Title of Deposit Account	Item of Deposit	Balance 30 June 2019 Rs	Amount Received during the year Rs	Amount Spent during the year Rs	Amount Transferred to Revenue Rs	Balance 30 June 2020 Rs
UNEP	Ministry of Social Security, National Solidarity, and Environment and Sustainable Development (Environment and Sustainable Development Division)	To support the Government of Mauritius in the development of a cleaner, more efficient vehicles strategy and policy	Global Fuel Economy Initiative Phase I	82-535-013	514,941	-	-	-	514,941
UNEP	Ministry of Social Security, National Solidarity, and Environment and Sustainable Development (Environment and Sustainable Development Division)	For the formulation of a low carbon development strategy and mitigation of greenhouse gases	Nationally Appropriate Mitigation Action Project	82-535-015	2,252,978	-	1,063,061	-	1,189,917
UNEP	Ministry of Social Security, National Solidarity, and Environment and Sustainable Development (Environment and Sustainable Development Division)	To support the Government of Mauritius in promoting cleaner, more energy efficient vehicles strategies in Mauritius and the Southern Africa region	Global Fuel Economy Initiative Phase II	82-535-016	347,571	70,300	417,871	-	-
UNEP	Ministry of Social Security, National Solidarity, and Environment and Sustainable Development (Environment and Sustainable Development Division)	To support African countries in their transition to an Inclusive Green Economy and to promote a shift to Sustainable Consumption and Production (SCP) patterns	Switch Africa Green Programme (comp A)	82-535-018	1,012,655	-	245,409	-	767,246
UNEP	Ministry of Social Security, National Solidarity, and Environment and Sustainable Development (Environment and Sustainable Development Division)	To support African countries in their transition to an Inclusive Green Economy	Switch Africa Green Projects (comp B)	82-535-019	150,803	-	150,803	-	-

STATEMENT U1

Statement of Cash Aid Received from Foreign Countries for the financial year 2019-2020

Donor Country/Agency	Receiving Agency	Purpose of Donation	Title of Deposit Account	Item of Deposit	Balance 30 June 2019 Rs	Amount Received during the year Rs	Amount Spent during the year Rs	Amount Transferred to Revenue Rs	Balance 30 June 2020 Rs
UNEP	Ministry of Social Security, National Solidarity, and Environment and Sustainable Development (Environment and Sustainable Development Division)	To prepare its first Biennial Update Report under the UN Framework Convention on Climate Change (UNFCCC)	Biennial Update Report (BUR1)	82-535-020	746,775	4,320,840	942,461	-	4,125,154
UNEP	Ministry of Social Security, National Solidarity, and Environment and Sustainable Development (Environment and Sustainable Development Division)	To implement the GMP on the effectiveness evaluation by generating data on the concentrations of POPs in the core media, human milk and air	Continuing Regional Support for the Persistent Organic Pollutants (POPs)	82-535-021	471,759	127,980	102,470	-	497,269
UNEP	Ministry of Social Security, National Solidarity, and Environment and Sustainable Development (Environment and Sustainable Development Division)	To co-operate with the Ministry with respect to the project entitled "Capacity building for environmental data sharing and reporting" in support of a shared environmental information system (SEIS) in Africa	Capacity building on Shared Environment Information System (SEIS)	82-535-022	340,220	-	279,184	-	61,037
UNITAR	Ministry of Social Security, National Solidarity, and Environment and Sustainable Development (Environment and Sustainable Development Division)	Ratification & early Implementation of the Minamata Convention	Minamata Convention	82-546-001	176,887	-	-	-	176,887
UNEP	Ministry of Social Security, National Solidarity, and Environment and Sustainable Development (Environment and Sustainable Development Division)	To create the necessary awareness for the need to protect ozone layer	Institutional Strengthening of the Montreal Protocol in Mauritius	82-535-003	1,285,775	4,615,866	971,549	-	4,930,092

STATEMENT U1

Statement of Cash Aid Received from Foreign Countries for the financial year 2019-2020

Donor Country/Agency	Receiving Agency	Purpose of Donation	Title of Deposit Account	Item of Deposit	Balance 30 June 2019 Rs	Amount Received during the year Rs	Amount Spent during the year Rs	Amount Transferred to Revenue Rs	Balance 30 June 2020 Rs
UNEP	Ministry of Social Security, National Solidarity, and Environment and Sustainable Development (Environment and Sustainable Development Division)	Piloting Integrated process & approaches to facilitate National Reporting to RIO Convention	RIO Convention	82-535-006	90,375	-	-	-	90,375
UNEP	Ministry of Social Security, National Solidarity, and Environment and Sustainable Development (Environment and Sustainable Development Division)	Upgrading of Air Conditioning System	Bilateral Cooperation with Germany International Climate Protection Initiative	82-535-007	1,534,915	-	-	-	1,534,915
UNEP	Ministry of Social Security, National Solidarity, and Environment and Sustainable Development (Environment and Sustainable Development Division)	Conducting Technology Needs Assessments (TNA) exercise in developing countries	TNA	82-535-008	79,828	-	-	-	79,828
Japan	Ministry of Social Security, National Solidarity, and Environment and Sustainable Development (Environment and Sustainable Development Division)	To assist developing countries particularly vulnerable to the adverse effects of climate change and parties to the Kyoto Protocol	Adaptation Fund Board	82-534-008	5,316,529	346,072	5,661,734	-	867
UNEP	Ministry of Social Security, National Solidarity, and Environment and Sustainable Development (Environment and Sustainable Development Division)	Regional Training of Trainers on AC Splits using hydrocarbon	Multilateral Fund for the implementation of the Montreal Protocol	82-535-017	1,247	-	-	-	1,247

STATEMENT U1

Statement of Cash Aid Received from Foreign Countries for the financial year 2019-2020

Donor Country/Agency	Receiving Agency	Purpose of Donation	Title of Deposit Account	Item of Deposit	Balance 30 June 2019 Rs	Amount Received during the year Rs	Amount Spent during the year Rs	Amount Transferred to Revenue Rs	Balance 30 June 2020 Rs
UNEP	Ministry of Social Security, National Solidarity, and Environment and Sustainable Development (Environment and Sustainable Development Division)	Regional Workshop for Customs Officers	Multilateral Fund for the implementation of the Montreal Protocol	82-535-017	64,906	-	10	-	64,896
UNEP	Ministry of Social Security, National Solidarity, and Environment and Sustainable Development (Environment and Sustainable Development Division)	Green Cooling Africa Week, Mauritius	Multilateral Fund for the implementation of the Montreal Protocol	82-535-017	2,882,988	2,218,511	3,851,235	-	1,250,264
MESA/PUMA Workshops and Training	Meteorological Services	To carry out workshops and Training	MESA/PUMA	82-544-001	34,022	-	-	-	34,022
Meteorological Station Rodrigues	Meteorological Services	Rodrigues Expenses	Meteorological Services Rodrigues	82-303-054	15,544	2,930,000	16,616	-	2,928,929
IAEA	Ministry of Agro-Industry and Food Security	Carry out research in fruit fly control	International Atomic Energy Agency	82-523-001	600,733	1,187,790	416,021	-	1,372,502
GEF/ UNEP	Ministry of Agro-Industry and Food Security	Financial & Technical Support to GEF - eligible parties for high quality data-driven reports on National Biodiversity Strategies	Support to produce the Sixth National Report on Biological Diversity	82-535-023	2,411,346	-	74,298	-	2,337,048
ICIPE	Ministry of Agro-Industry and Food Security	Promotion of Beekeeping	Alternative Livelihoods - Bee Sector	82-542-001	140,133	1,232,500	199,795	-	1,172,838

STATEMENT U1

Statement of Cash Aid Received from Foreign Countries for the financial year 2019-2020

Donor Country/Agency	Receiving Agency	Purpose of Donation	Title of Deposit Account	Item of Deposit	Balance 30 June 2019 Rs	Amount Received during the year Rs	Amount Spent during the year Rs	Amount Transferred to Revenue Rs	Balance 30 June 2020 Rs
GEF/ UNCCD	Ministry of Agro-Industry and Food Security	National Reporting Process on Land Degradation & Desertification	Support to GEF Eligible Parties for the UNCCD 2018 Reporting Cycle	82-520-003	1,352,604	-	231,370	-	1,121,234
CONFEJES	Ministry of Youth and Sports	CONFEJES (Insertion Jeunes/Frais de Scolarité) et appuis techniques nationaux	Dep A/C	82-511-001	236,692	1,423,135	1,139,193	-	520,634
UNESCO	Ministry of Youth and Sports	World Anti-Doping Agency	Dep A/C	82-537-008	74,886	-	-	-	74,886
European Union	Ministry of Ocean Economy, Marine Resources, Fisheries and Shipping	To improve knowledge on fish stocks and fisheries in general	EU/Scientific and Technical Programme	82-516-001	215,440	-	-	94,702	120,738
BIOPS	Ministry of Ocean Economy, Marine Resources, Fisheries and Shipping	For Pelagic Biodiversity Monitoring using ecosystem related indicators in the Indian Ocean region	BIOPS/Sundries	82-506-001	67,728	-	-	67,728	-
Food and Agricultural Organisation (FAO)	Ministry of Ocean Economy, Marine Resources, Fisheries and Shipping	For the development of a fisheries management plan for the shallow water demersal fish species of the Saya de Malha and Nazareth banks of Mauritius under the Nanseng Project	FAO/Sundries	82-517-002	66,524	-	-	66,524	-

STATEMENT U1

Statement of Cash Aid Received from Foreign Countries for the financial year 2019-2020

Donor Country/Agency	Receiving Agency	Purpose of Donation	Title of Deposit Account	Item of Deposit	Balance 30 June 2019 Rs	Amount Received during the year Rs	Amount Spent during the year Rs	Amount Transferred to Revenue Rs	Balance 30 June 2020 Rs
Agence Francaise de Developpement (AFD)	Ministry of Ocean Economy, Marine Resources, Fisheries and Shipping	For biological inventory of the Balaclava Marine Park to collect data on target species composition	AFD/Sundries	82-504-001	16,950	-	-	16,950	-
International Labour Organisation (ILO)	Ministry of Labour, Industrial Relations, Employment and Training (Labour Division)	The organisation of the National Consultation on ILO Future Work Initiative	Deposit A/C Sundries	82-525-001	344,685	251,520	464,453	-	131,752
TOTAL					35,274,411	30,406,583	23,399,603	245,904	42,035,487

21 October 2020

S.D. RAMDEEN
Accountant-General

TREASURY
MINISTRY OF FINANCE, ECONOMIC PLANNING AND DEVELOPMENT
RABADIA BUILDING
MERE BARTHELEMY STREET, PORT LOUIS, MAURITIUS
TEL : (230) 260 5000 FAX : (230) 208 3147
WEBSITE: treasury.govmu.org