

Republic of Mauritius

# THE TREASURY

**Annual Report**  
*of the*  
**Accountant-General**  
*and*  
**The Accounts of the Government**  
*of the*  
**Republic of Mauritius**

*for the financial year ended 30 June 2016*

# **THE TREASURY**

ANNUAL REPORT

OF THE

**ACCOUNTANT GENERAL**

AND

THE ACCOUNTS

OF THE

GOVERNMENT OF THE

**REPUBLIC OF MAURITIUS**

FOR THE FINANCIAL YEAR

**2015 - 2016**



REPUBLIC OF MAURITIUS  
**TREASURY**

---

06 April 2017

**THE FINANCIAL SECRETARY**  
**MINISTRY OF FINANCE AND ECONOMIC DEVELOPMENT**

Dear Sir,

I am pleased to submit the Annual Report of the Accountant-General and the accounts of the Government of the Republic of Mauritius for the financial year 2015 - 2016.

The Accountant-General is required under Section 19 of the Finance and Audit Act 1973 to submit to the Director of Audit statements showing fully the financial position of the Republic of Mauritius on the last day of each fiscal year. The financial statements in respect of the financial year 2015 - 2016 were submitted to the Director of Audit within the period prescribed in the Act.

These statements form an integral part of the accounts of the Government of the Republic of Mauritius and are included in this report together with the certificate of the Director of Audit thereon.

Yours faithfully,

A handwritten signature in black ink, appearing to read 'C. Romooah'.

**(C. ROMOOAH)**  
**ACCOUNTANT-GENERAL**



**MINISTRY OF FINANCE AND ECONOMIC DEVELOPMENT  
Government Centre, Port Louis, Mauritius**

---

**7 April, 2017**

Dear Sir,

I have the honour to submit the Annual Report of the Accountant-General and the accounts of the Government of the Republic of Mauritius for the financial year 2015/2016.

Yours faithfully,

A handwritten signature in dark ink, appearing to read 'D.D. Manraj Gosk', with a horizontal line underneath.

**D.D. MANRAJ, GOSK  
Financial Secretary**

**The Hon Pravind Kumar JUGNAUTH  
Prime Minister,  
Minister of Home Affairs, External Communications  
and National Development Unit,  
Minister of Finance and Economic Development  
Port Louis**

**ANNUAL REPORT**  
**of the**  
**ACCOUNTANT-GENERAL**

**for the financial year**

**2015 - 2016**

<b>TABLE OF CONTENTS</b>		<b>Page</b>
	Mission and Vision Statement of the Treasury	<i>(i)</i>
	Report of the Accountant-General	<i>(ii)</i>
	Audit Certificate	<i>(xiii)</i>
	List of Financial Statements-Accounts of the Government of the Republic of Mauritius	1-299
A	Statement of Assets and Liabilities	1
AA	Statement of Receipts and Payments	11
AB	Statement of Comparison of Budget and Actual Amounts	13
B	Abstract Account of Revenue and Expenditure of the Consolidated Fund	14
D	Detailed Statement of Revenue of the Consolidated Fund	19
D1	Detailed Statement of Expenditure by Votes and Sub-Heads of the Consolidated Fund	31
DA	Progress Report on Achievements and Performance	190
F	Detailed Statement of Investments	207
G	Detailed Statement of Advances	211
H	Statement of Special Funds deposited with the Accountant-General	224
I	Detailed Statement of Deposits	225
J	Statement of Public Sector Debt	237
L	Statement of Contingent Liabilities, including details of any Loans, Bank Overdrafts or Credit Facilities Guaranteed by Government	250

---

**TABLE OF CONTENTS****Page**

M	Statement of all Outstanding Loans financed from Revenue	252
N	Statement of Arrears of Revenue	260
O	Statement of Claims Abandoned	262
P	Statement of Losses charged to Expenditure	263
Q	Statement of Stores Losses	264
R	Tabular Summary of Unallocated Stores	266
U	Statement of Foreign Aid Received	267
U1	Statement of Cash Aid Received from Foreign Countries	278

---

## **LIST OF TABLES AND CHARTS**

<b>List of Tables</b>		<b>Page</b>
<b>Table 1</b>	<i>Summary of Financial Highlights</i>	<i>iv</i>
<b>Table 2</b>	<i>Public Sector Debt</i>	<i>viii</i>
<b>Table 3</b>	<i>Government Debt at Nominal Value</i>	<i>ix</i>
<b>Table 4</b>	<i>Debt Servicing</i>	<i>ix</i>
<b>Table 5</b>	<i>Details of Investments held by Government</i>	<i>x</i>
<b>Table 6</b>	<i>Annual Statements</i>	<i>xi</i>

<b>List of Charts</b>		<b>Page</b>
<b>Chart 1</b>	<i>Sources of Government Revenue</i>	<i>iv</i>
<b>Chart 2</b>	<i>Analysis of Taxes Collected</i>	<i>v</i>
<b>Chart 3</b>	<i>Expenditure Classified by Economic Categories</i>	<i>vi</i>
<b>Chart 4</b>	<i>Functional Classification of Government Expenditure</i>	<i>vii</i>



# THE TREASURY

## OUR VISION

*To be recognised as a modern organisation providing financial services of international standard*

## OUR MISSION

*Supporting effective public financial management through the delivery of quality accounting, cash management and payment services*

## OUR CORE VALUES

*Integrity - We value our role as an organisation providing an array of services and are committed to perform our duties in accordance with the highest standards of conduct and ethics*

*Customer Orientation - We consider our customers as partners in our mission and consistently strive to anticipate their needs and meet their expectations*

*Team Spirit - We foster continuous learning and believe that the best results stem from our collective talents and experiences*

*Innovation - We continuously improve our processes by embracing new and better ways of doing our work*

*Eco-friendly - We conduct our business in an environmentally responsible manner*

## **REPORT OF THE ACCOUNTANT-GENERAL**

### **1.0 OVERVIEW**

The Accountant-General is the administrative head of the Treasury, which operates under the aegis of the Ministry of Finance and Economic Development.

The key responsibilities of the Accountant-General are:-

- (i) to maintain the accounts of government, to prepare annual financial statements and to ensure that accounting systems respond to government's needs for the proper processing, recording and accounting of financial transactions and for financial reporting;
- (ii) to monitor the cash flow positions of government and to ensure that adequate funds are available to meet government's payment obligations in the most cost-effective way;
- (iii) to manage the dispensing of loans and passage benefits to government employees, as well as the payment of public service pensions and other retiring allowances, in accordance with prescribed rules, laws and regulations; and
- (iv) to operate as government's main payment centre and to ensure that all payments of government are executed efficiently and in a timely manner.

The Finance and Audit Act requires the Accountant-General to prepare annual financial statements showing the financial position of the Republic of Mauritius as at close of every fiscal year. For the fiscal year 2015 - 2016, the accounts were closed on 30 September 2016 and the financial statements were submitted to the Director of Audit within the period prescribed under the Finance and Audit Act.

One of the medium to long term goals of the Treasury is to “develop and implement a public accounting and financial reporting framework benchmarked with international best practices”. As part of our strategy to achieve this goal we have decided to implement an accrual based accounting framework consistent with International Public Sector Accounting Standards (IPSAS). The overarching objective of the envisioned accounting and financial reporting framework is to improve transparency, accountability, and decision-making through the production and publication of financial statements that provide more information on the assets and liabilities of government. Implementation will be based on a phased approach under which the content and the coverage of the financial statements will expand progressively.

The Treasury has also embarked on the development of a computerised Fixed Asset Register that will enable online recording of physical assets by Ministries and Departments as from July 2017. The Fixed Assets Register will serve as a tool for assets management and also as the basis for the reporting of non-financial assets in the financial statements of government.

## **2.0 FINANCIAL HIGHLIGHTS**

During the year under review, the accumulated deficit of the Consolidated Fund stood at Rs 48,439.7 M. Total public sector debt amounted to Rs 274,395.0 M compared to Rs 251,788.4 M in 2015.

Total revenue amounted to Rs 114,753.4 M compared to the original estimates of Rs 113,924.8 M. Revenue from taxes accounted for about 68% of the total revenue.

On the expenditure side, the original estimates amounted to Rs 120,645.0 M and actual expenditure was Rs 112,833.8 M. Public Order and Safety, Health, Education and Social Protection accounted for about 56 % of the total government expenditure while debt servicing represented 14%.

## 2.1 SUMMARY OF FINANCIAL HIGHLIGHTS

*Table 1 - Summary of Financial Highlights*

	2015 (JANUARY- JUNE)	FOR THE FINANCIAL YEAR 2015 - 2016	
	ACTUAL	ESTIMATES	ACTUAL
	Rs'M	Rs'M	Rs'M
REVENUE	55,500.1	113,924.8	114,753.4
EXPENDITURE	57,974.0	120,645.0	112,833.8
CONSOLIDATED FUND- DEFICIT	52,805.2	-	48,439.7
PUBLIC SECTOR DEBT	251,788.4	-	274,395.0

## 2.2 FINANCIAL ANALYSIS

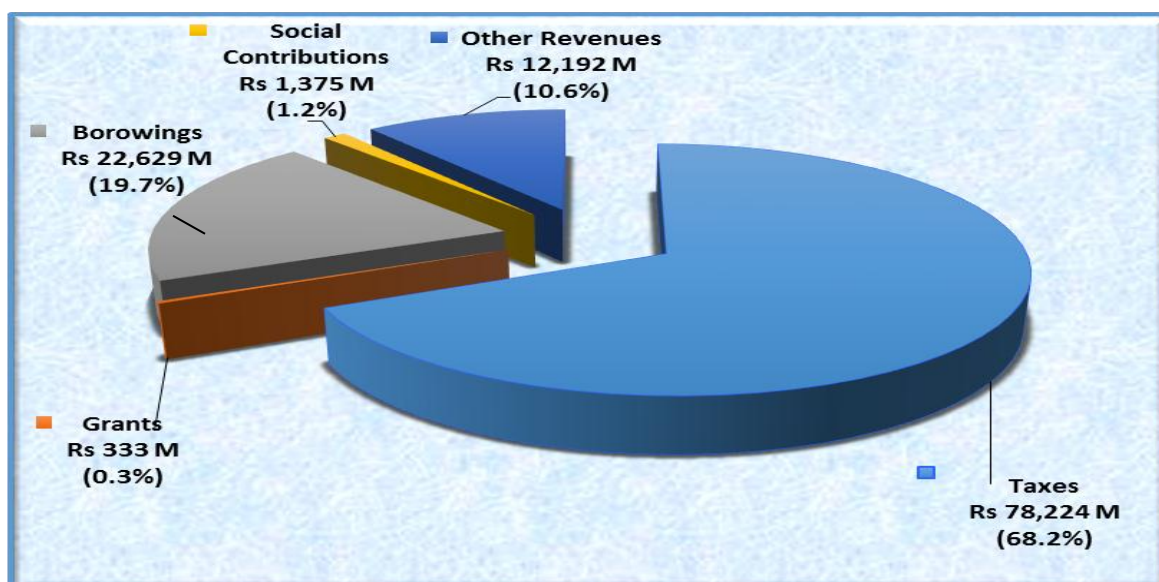
### 2.2.1 REVENUE AND EXPENDITURE

During the year under review, actual revenue and expenditure amounted to Rs 114,753.4 M and Rs 112,833.8 M respectively. Detailed statements of revenue and expenditure are included in this report (Statement D and Statement D1).

#### 2.2.1.1 ANALYSIS OF TOTAL REVENUE

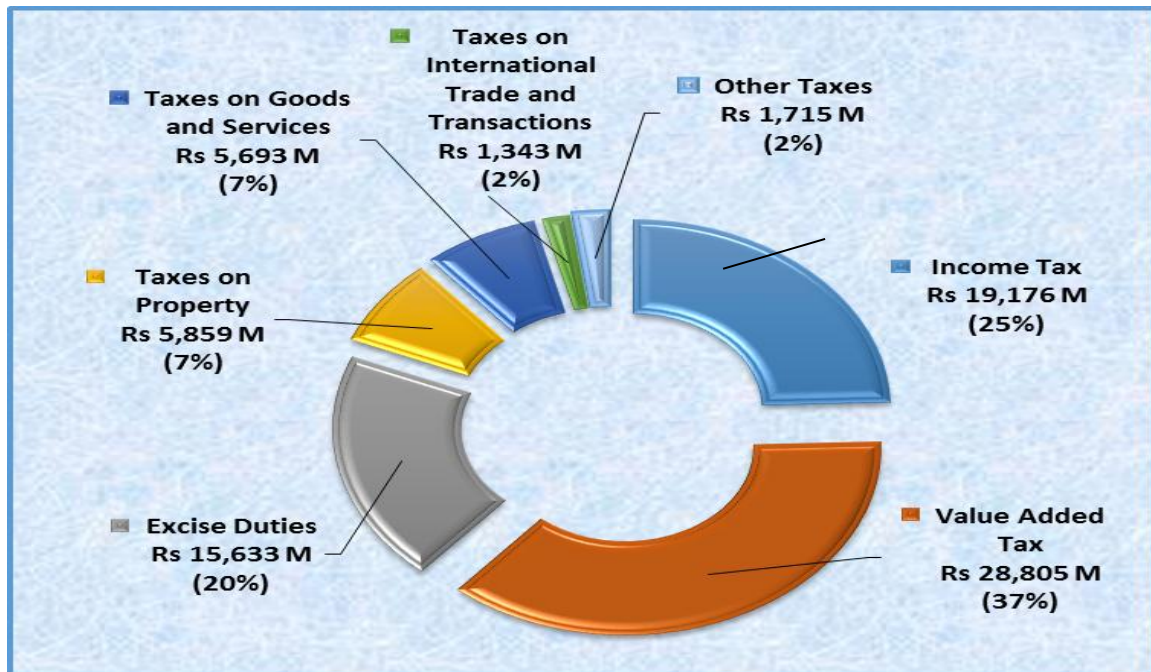
The breakdown of total revenue of Rs 114,753.4 M collected during the financial year 2015 - 2016 is illustrated in chart 1 below:

*Chart 1- Sources of Government Revenue*



The major source of Government revenue is from taxes and represents around 68.2% of the total revenue. The amount of taxes collected was Rs 36,569.4 M for the period of 6 months ended 30 June 2015 and Rs 78,223.7 M in financial year 2015 - 2016. Details of taxes collected are analysed in chart 2 below:

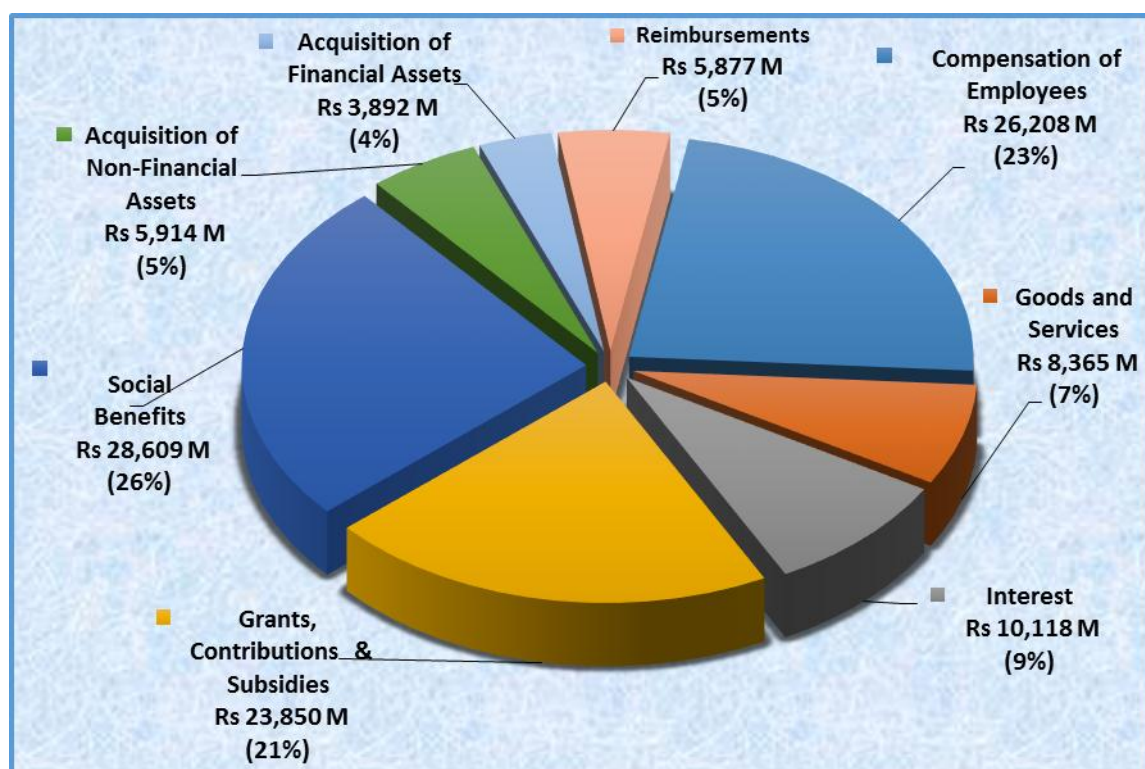
**Chart 2- Analysis of Taxes Collected**



Value added tax constitutes the main source of tax representing 37% of the total tax collected.

#### 2.2.1.2 ANALYSIS OF TOTAL EXPENDITURE BY ECONOMIC CATEGORIES

The total expenditure for the financial year 2015 - 2016 amounted to Rs 112,833.8 M and is analysed by economic categories in Chart 3 below:

**Chart 3- Expenditure classified by Economic Categories**

Compensation of employees, grants, social benefits and interest accounted for around 79% of total expenditure.

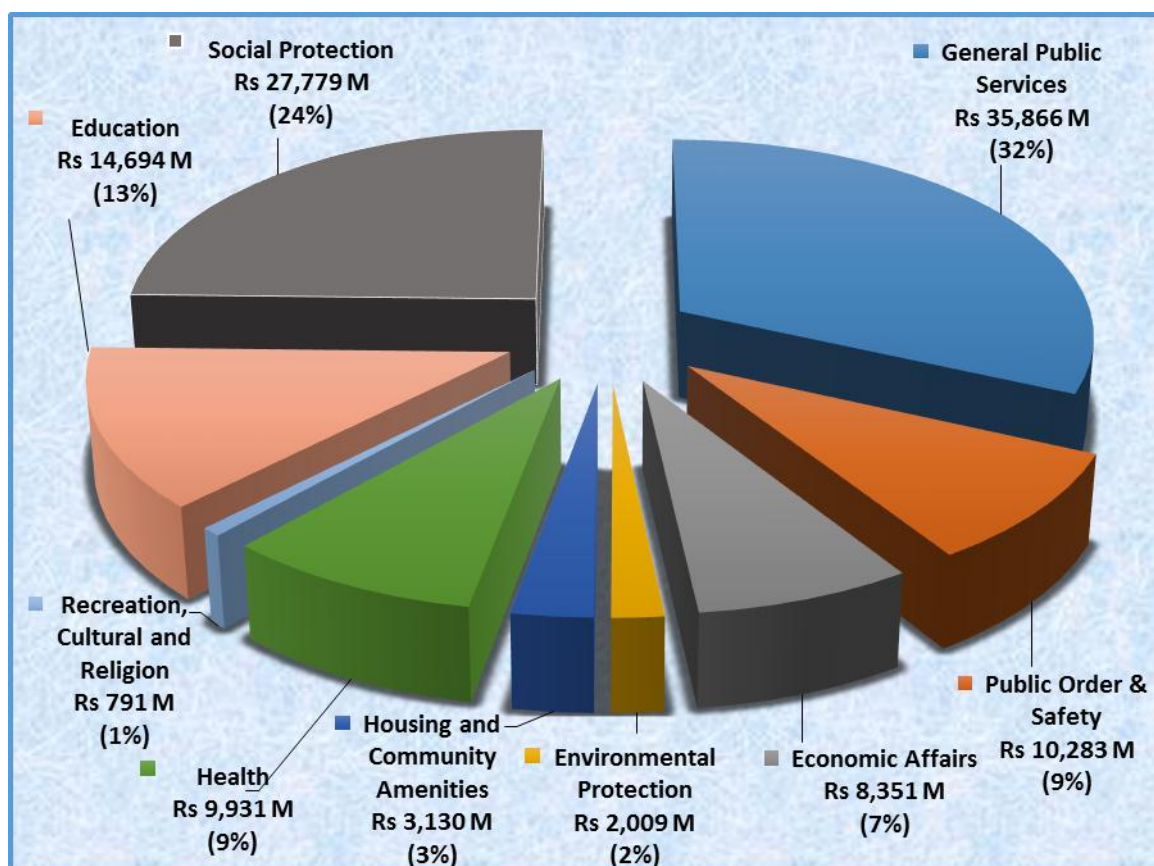
- *Compensation of Employees* is made up of salaries and allowances paid to employees.
- *Goods and Services* consist of recurrent expenses incurred and include cost of utilities, fuel and oil, rent, office expenses and maintenance costs.
- *Interest* represents amount paid on internal and external debts.
- *Grants, Contributions & Subsidies* are current and capital transfers made by the government to international organisations, other general government units and private enterprises.
- *Social Benefits* include basic retirement pension, social aid and other recurrent expenses.
- *Acquisition of Non Financial Assets* represents expenditure incurred on the construction and upgrading of buildings, roads & infrastructures, acquisition of plant and equipment and acquisition of land.
- *Acquisition of Financial Assets* includes loans made to statutory bodies, local authorities and other bodies for specific projects and equity participation.
- *Reimbursements* comprise of loan repayments to foreign governments and lending agencies and redemption of securities issued.

### 2.2.1.3 GOVERNMENT EXPENDITURE BY FUNCTION

Government expenditure classified by function is provided in Statement AB in the set of financial statements.

Public Order and Safety, Health, Education and Social Protection account for 56% of the total government expenditure. The expenditure for General Public Services amount to 32% of which around 45% relates to debt servicing. This is illustrated in Chart 4 below:

**Chart 4- Functional Classification of Government Expenditure**



- *General Public Services* relates to administration of executive and legislative organs, administration of financial and fiscal affairs and services, and administration of external affairs and services.
- *Public Order & Safety* relates to public order and safety services provided by Government through police services, fire protection services, law courts and prisons.
- *Economic Affairs* include expenditure incurred in respect of general economic, commercial, labour affairs and agriculture, tourism, construction and transport.
- *Environmental Protection* relates to services in respect of waste and waste water management and environmental protection.
- *Housing and Community Amenities* relate to activities in respect of housing and community development and provision of amenities such as water supply.
- *Health* covers activities relating to hospital and public health services.
- *Recreation, Culture and Religion* relate to services provided for recreational, sporting, cultural and religious services.

- *Education* relates to expenditures in connection with provision of pre-primary, primary, tertiary education and others.
- *Social Protection* includes support and facilities provided to the disable persons, old age, children and family of social exclusion.

## 2.3 CONSOLIDATED FUND

The Finance and Audit Act requires government revenues to be credited to the Consolidated Fund, and for expenditure incurred on the authority of warrants issued by the Minister of Finance and Economic Development, to be charged to the Fund.

The accumulated deficit of the Fund as at 30 June 2016 stood at Rs 48,439.7 M compared to Rs 52,805.2 M as at 30 June 2015.

## 2.4 PUBLIC SECTOR DEBT

The public sector debt outstanding as at 30 June 2016 stood at Rs 274,395.0 M (Statement J) and is summarised in the table below:

*Table 2-Public Sector Debt*

Public Sector Debt	Amount Rs'M	% of Total Public Sector Debt
Government Debt	251,259.9	91.57 %
Agencies- Extra Budgetary Units	138.7	0.05 %
Public Enterprise Debt	22,996.4	8.38 %
<b>Total Public Sector Debt</b>	<b>274,395.0</b>	<b>100.00 %</b>

### 2.4.1 GOVERNMENT DEBT

As at 30 June 2016, Government debt stood at Rs 251,259.9 M, details of which are provided as follows:



**Table 3- Government Debt at Nominal Value**

Government	Internal	External	Total
	Rs'M	Rs'M	Rs'M
Long Term	113,788.0	53,328.0	167,116.0
Medium Term	49,729.6	7.0	49,736.6
Short Term	34,279.5	127.8	34,407.3
<b>Total</b>	<b>197,797.1</b>	<b>53,462.8</b>	<b>251,259.9</b>

#### 2.4.2 DEBT SERVICING

The cost of servicing of public debt during the year amounted to Rs 16,006.6 M and was made up as follows:

**Table 4- Debt Servicing**

Debt Servicing	Amount	Total Amount
	Rs'M	Rs'M
<b>Interest:</b>		
External Debt	668.9	
Internal Debt	9,448.9	10,117.8
<b>Capital Repayments:</b>		
External Debt	2,579.0	
Internal Debt	3,298.2	5,877.2
Management/Service Charges		11.6
<b>Total</b>		<b>16,006.6</b>

#### 2.5 LOANS TO STATUTORY BODIES, LOCAL AUTHORITIES & OTHER BODIES

Loans totalling Rs 1,032.5 M were made to statutory bodies, local authorities and other bodies during the year under review. Capital reimbursements and interests received from loanees during the year amounted to Rs 3,119.9 M and Rs 201.8 M

respectively. The balance of such loans outstanding as at 30 June 2016 was Rs 11,790.9 M, details of which are provided in Statement M.

## 2.6 INVESTMENTS

The breakdown of total value of investments held by Government as at 30 June 2016 is shown in the table below:

*Table 5- Details of Investments held by Government*

Description	Nominal Value Rs'M	Cost Price Rs'M
Quoted Shares	1,580.9	140.3
Unquoted Shares	12,706.2	12,573.3
Equity Participation	3,925.3	3,925.3
Other Investments *	704.0	704.0
<b>Total</b>	<b>18,916.4</b>	<b>17,342.9</b>

\* Other Investments represent deposits with banks.

## 2.7 SPECIAL FUNDS

The total amount of Special Funds deposited with the Accountant-General as at 30 June 2016 was Rs 7,099.8 M, details of which are provided in Statement H.

## 3.0 ANNUAL STATEMENTS

Section 19 of the Finance and Audit Act requires the Accountant-General to sign and submit to the Director of Audit, within 6 months of the close of every fiscal year, statements showing fully the financial position of Mauritius on the last day of such fiscal year. Table 6 below gives a list of statements submitted to the Director of Audit.

**Table 6 - Annual Statements**

<b>STATEMENTS</b>	
<b>A</b>	Statement of Assets and Liabilities.
<b>AA</b>	Statement of Receipts and Payments
<b>AB</b>	Statement of Comparison of Budget and Actual Amounts
<b>B</b>	Abstract Account of Revenue and Expenditure of the Consolidated Fund
<b>D</b>	Detailed Statement of Revenue of the Consolidated Fund
<b>D(1)</b>	Detailed Statement of Expenditure by Votes and Sub-Heads of the Consolidated Fund
<b>DA</b>	Progress Report on Achievements and Performance
<b>F</b>	Detailed Statement of Investments
<b>G</b>	Detailed Statement of Advances
<b>H</b>	Statement of Special Funds deposited with the Accountant-General
<b>I</b>	Detailed Statement of Deposits
<b>J</b>	Statement of Public Sector Debt
<b>L</b>	Statement of Contingent Liabilities, including details of any Loans, Bank Overdrafts or Credit Facilities Guaranteed by Government
<b>M</b>	Statement of all Outstanding Loans financed from Revenue
<b>N</b>	Statement of Arrears of Revenue
<b>O</b>	Statement of Claims Abandoned
<b>P</b>	Statement of Losses charged to Expenditure
<b>Q</b>	Statement of Stores Losses
<b>R</b>	Tabular Summary of Unallocated Stores
<b>U</b>	Statement of Foreign Aid Received
<b>U(1)</b>	Statement of Cash Aid Received from Foreign Countries

#### **4.0 AUDIT CERTIFICATE**

The Finance and Audit Act requires the Director of Audit to submit to the Minister copies of statements, together with a certificate of audit and a report on all accounts of the Government within the period prescribed in the Section 20(1) of the Act. The Act also requires the Minister to lay those documents before the National Assembly.

The Director of Audit has certified that the financial statements have been properly drawn up so as to show a true and fair view of the financial transactions of the Republic of Mauritius for the financial year 2015 - 2016 and that they comply with the Finance and Audit Act.

#### **5.0 ACKNOWLEDGEMENT**

I take this opportunity to express my gratitude to the Financial Secretary. I would also extend my thanks to the Director of Audit, Senior Chief Executives, Permanent Secretaries, Supervising Officers and the Government Printer for their usual support and cooperation.

I would like to thank all Treasury staff for their hard work and commitment. I also wish to put on record their sustained effort to enable the timely preparation and submission of the statutory financial statements.



**C. ROMOOAH**  
**ACCOUNTANT-GENERAL**  
**06 APRIL 2017**

**AUDIT  
CERTIFICATE**



# NATIONAL AUDIT OFFICE

## **AUDIT CERTIFICATE OF THE DIRECTOR OF AUDIT ON THE FINANCIAL STATEMENTS OF THE REPUBLIC OF MAURITIUS**

I have audited the financial statements of the Republic of Mauritius for the financial year ended 30 June 2016, as required by the Constitution of Mauritius and the Finance and Audit Act.

### **Responsibility of the Accountant General**

The Finance and Audit Act requires the Accountant General to sign and submit to the Director of Audit, statements referred to in Section 19(3), within the period prescribed in Section 19(1) of the Act.

### **Responsibility of the Director of Audit**

My responsibility is to express an opinion on these financial statements based on my audit, and to submit copies of these statements together with a certificate of audit and a report to the Minister responsible for finance, who shall as soon as possible thereafter lay those documents before the National Assembly.

### **Basis of Opinion**

I conducted my audit in accordance with International Standards of Supreme Audit Institutions (ISSAI). An audit includes an examination of the accounts relating to public money, property and other assets of the Republic of Mauritius. It also includes an assessment to satisfy myself that revenue is properly collected and safeguarded by reasonable precautions, that money provided by the National Assembly is used as the National Assembly intended and that financial and accounting instructions are adequate and effective.

I planned and performed my audit so as to obtain all the information and explanations which I considered necessary in order to provide me with sufficient evidence to give reasonable assurance that the statements are free from material misstatements. I believe that the audit provides a reasonable basis for my opinion.

## Opinion

Except for matters referred to in my Report of 27 February 2017, in my opinion, the attached financial Statements have been properly drawn up so as to show a true and fair view of the financial transactions of the Republic of Mauritius for the financial year ended 30 June 2016 and comply with the Finance and Audit Act.



**Kwee Chow TSE YUET CHEONG (Mrs)**  
**Director of Audit**

National Audit Office  
Level 14,  
Air Mauritius Centre  
Port Louis  
Republic of Mauritius

27 February 2017

# FINANCIAL STATEMENTS



## STATEMENT A

## Statement of Assets and Liabilities as at 30 June 2016

		30 June 2016	30 June 2015
<u>ASSETS</u>	Notes	Rs	Rs
Cash and Bank Balances	3	27,854,077,592	15,551,273,964
Advances	4	3,036,187,399	2,813,306,649
Investments	5	17,342,890,513	17,695,592,097
IMF -SDR Deposit	6	3,518,744,520	3,998,652,726
IMF -Reserve Tranche Position	6	2,036,414,491	1,586,312,424
		<b>53,788,314,515</b>	<b>41,645,137,860</b>
<b><u>LIABILITIES</u></b>			
Accounts Payable	7	4,733,872,167	4,431,604,804
Government Debt	8	84,005,589,918	76,304,160,480
Deposits	9	1,585,085,236	1,458,468,657
IMF -SDR Allocations	6	4,803,646,230	4,775,282,204
<b>Total Liabilities</b>		<b>95,128,193,551</b>	<b>86,969,516,145</b>
<b>Net Liabilities</b>		<b>(41,339,879,036)</b>	<b>(45,324,378,285)</b>
<b>Represented by:</b>			
Special Funds	10	7,099,797,374	7,480,806,379
Accumulated deficit in the Consolidated Fund	11	(48,439,676,410)	(52,805,184,664)
		<b>(41,339,879,036)</b>	<b>(45,324,378,285)</b>

The accompanying notes 1 to 12 form part of these accounts.

12 December 2016



**C. ROMOOAH**  
Accountant-General

**NOTES TO THE ACCOUNTS****1. GENERAL**

The statement of Assets and Liabilities has been prepared in accordance with Section 19 of the Finance and Audit Act, 1973 as subsequently amended.

**2. ACCOUNTING POLICIES****2.1 Basis of preparation**

- (i) The financial statements of the Government of the Republic of Mauritius are prepared in accordance with generally accepted accounting principles. All transactions are accounted for on a cash basis except for “costs of borrowings” and “carry-over of capital expenditure” which are accounted on an accrual basis.
- (ii) The accounting policies have been applied consistently throughout the period.
- (iii) The Statement of Assets and Liabilities does not include fixed assets and loans.

**2.2 Reporting Entity**

The accounts are for the Budgetary Central Government, which includes only Ministries and Government departments.

**2.3 Reporting Period**

The accounts cover the fiscal year of the Government of Mauritius which ran from 1 July 2015 to 30 June 2016.

**2.4 Foreign Currencies**

- (i) Functional and presentation currency

The accounts are presented in Mauritian Rupees (Rs) rounded to the nearest rupee which is also the functional currency.

- (ii) Transactions and balances

Transactions in foreign currencies are initially translated at the foreign exchange rate at the date of the transaction. Foreign exchange gains and losses resulting from the settlement of such transactions and from the translation at year-end exchange rates of monetary assets and liabilities denominated in foreign currencies are recognised in the Statement of Assets and Liabilities. Non-monetary assets and liabilities measured at historical cost in a foreign currency are translated using the exchange rate at the date of the transaction.

**2.5 Investments**

Investments are recognized at cost in the Statement of Assets and Liabilities.

**2.6 Authorization Date**

The financial statements were authorized for issue on 12 December 2016 by Mr. C. Romooah, Accountant-General.

## NOTES TO THE ACCOUNTS

**3. CASH AND BANK BALANCES**

Cash and bank balances comprise cash in hand, cash remitted to Ministries/Departments and cash balances with Banks and agents both local and overseas as follows:

	<b>30 June 2016</b>	<b>30 June 2015</b>
	<b>Rs</b>	<b>Rs</b>
Cash and Bank balances	27,859,903,596	15,535,455,400
Remittances	(5,826,004)	15,818,564
<b>Total</b>	<b><u>27,854,077,592</u></b>	<b><u>15,551,273,964</u></b>
<b>Comprising of:</b>		
Local currency balances	23,255,019,491	11,672,902,031
Foreign currency balances - at local banks	4,560,408,359	3,850,934,932
Foreign currency balances - at external banks	38,649,742	27,437,001

Cash and bank balances include an amount of Rs 12,676,808,056 being proceeds from the issue of securities for the mopping up of excess liquidity and held at the Bank of Mauritius.

**4. ADVANCES**

These are advances made under the authority of warrants issued under Section 6(1) of the Finance and Audit Act and are recoverable within specified periods.

	<b>30 June 2016</b>	<b>30 June 2015</b>
	<b>Rs</b>	<b>Rs</b>
Government Officers(include Motor Cars & Motor Cycles Advances)	2,794,660,870	2,513,458,960
Parastatals/Local Government/Corporate Bodies	203,339,583	142,253,834
Ministries/Departments	38,186,946	157,593,855
<b>Total</b>	<b><u>3,036,187,399</u></b>	<b><u>2,813,306,649</u></b>

**5. INVESTMENTS**

These represent investments made out of monies standing to the credit of the Consolidated Fund and Special Funds in accordance with Section 3(4)(a) and 9(3)(a) of the Finance and Audit Act.

## NOTES TO THE ACCOUNTS

Details of investments are shown below.

	30 June 2016	30 June 2015
	Rs	Rs
Quoted Shares	140,251,173	144,854,350
Units	-	75,789,771
Unquoted Shares	12,573,268,792	10,148,056,284
Equity Participation	3,925,315,060	3,971,685,060
Other Investments	704,055,488	3,355,206,632
<b>Total</b>	<b><u>17,342,890,513</u></b>	<b><u>17,695,592,097</u></b>

Additional details in respect of investments are provided in the Statement of Investments-Statement F.

## 6. TRANSACTIONS WITH INTERNATIONAL FINANCIAL ORGANISATIONS

### (i) International Monetary Fund (IMF)

#### a) SDR Allocation and SDR Deposits

IMF SDR Allocations represents obligations which arise through the participation of the Republic of Mauritius in the SDR Department of the IMF and that are related to the allocation of SDR holdings. SDR Holdings are international reserve assets created by the IMF and allocated to members to supplement reserves. IMF SDR Deposit represents international reserve assets allocated to Mauritius by the IMF (SDR Holdings) and held at the Bank of Mauritius.

The rupee equivalent of the deposit of SDR 70,911,549 by the IMF to the Republic of Mauritius, i.e, Rs 3,518,744,520 is being shown as an asset "IMF SDR Deposit".

The rupee equivalent of the total allocation of SDR 96,805,549 made to the Republic of Mauritius, i.e Rs 4,803,646,230 as at 30 June 2016 is shown as liability and is also included in the statement of Public Sector Debt –Statement J.

#### b) Reserve Tranche Position

The Reserve Tranche Position represents that portion of the quota of the Republic of Mauritius in IMF that has been paid in reserve assets, i.e SDRs or foreign currency acceptable to the IMF. As at 30 June 2016 the Reserve Tranche position of the Republic of Mauritius with IMF stood at SDR 41,038,872, whilst the Quota amounted to SDR 142,200,200.

## NOTES TO THE ACCOUNTS

The rupee equivalent of the Reserve Tranche Position, i.e Rs 2,036,414,491 is being shown as an asset in the Statement of Assets and Liabilities.

The movement in the Reserve Tranche is as follows:

	<b>30 June 2016</b>	<b>30 June 2015</b>
	<b>Rs</b>	<b>Rs</b>
Balance as at 1 July 2015/ 1 January 2015	1,586,312,424	1,767,667,259
Exchange Differences	9,008,065	127,666,838
Transfer from SDR Deposit	503,659,240	-
Consolidated Fund adjustment	(62,565,238)	(309,021,673)
Balance as at 30 June	<u>2,036,414,491</u>	<u>1,586,312,424</u>

**c) Treasury Notes**

Pursuant to Section 4(3) of the International Financial Organisations Act, non-interest bearing demand notes have been issued by the Government to the IMF, as part of the Quota subscription of the Republic of Mauritius. The value of the notes as at 30 June 2016 stood at Rs 4,998,720,000.

**(ii) Other International Financial Organisations**

Pursuant to Section 4(3) of the International Financial Organisations Act, the Government has also issued non negotiable securities to the International Development Association. The value of securities as at 30 June 2016 stood at Rs 9,196,738.

**7. ACCOUNTS PAYABLE**

Accounts payable represents 'cost of borrowing' and 'carry-over of capital expenditure'. Details of costs of borrowings as at 30 June 2016 and 30 June 2015 are as follows:

<b>Costs of Borrowings</b>	<b>30 June 2016</b>	<b>30 June 2015</b>
	<b>Rs</b>	<b>Rs</b>
<b>a) Interest Payable</b>		
Government Bonds & Mauritius Development Loan Stocks (MDLS)	3,072,808,241	3,025,030,123
External Debt – Loans	182,897,195	198,192,987
Treasury Notes	666,103,780	685,042,847
Treasury Bills	321,873,252	200,488,991
One year Government of Mauritius Savings Certificates	-	4,098,762
Three year Government of Mauritius Savings Notes	9,510,134	9,546,256
Five year Government of Mauritius Savings Bonds	22,024,142	21,823,514
<b>Total interest payable</b>	<u><b>4,275,216,744</b></u>	<u><b>4,144,223,480</b></u>

## NOTES TO THE ACCOUNTS

	30 June 2016	30 June 2015
	Rs	Rs
<b>b) Premium</b>		
Government Bonds	131,541,108	111,040,198
Treasury Notes	73,422,353	166,935,126
<b>Total premium</b>	<u>204,963,461</u>	<u>277,975,324</u>

	30 June 2016	30 June 2015
	Rs	Rs
<b>c) Accrued Interest on Re-opening</b>		
Treasury Notes	26,573,000	9,406,000
<b>Total accrued interest on re-opening</b>	<u>26,573,000</u>	<u>9,406,000</u>

**Carry-Over of Capital Expenditure**

Under section 3A of the Finance and Audit Act, carry-over of capital expenditure represents the balance of the provision earmarked for capital projects in financial year 2015/2016 payable within 3 months of the close of the financial year. A consolidated list of carry-overs is included at Annex to the Statement D1. The amount of carry-overs as at 30 June 2016 is shown below:

	30 June 2016	30 June 2015
	Rs	Rs
<b>Carry Over of Capital Expenditure</b>	227,118,962	-
<b>Total Accounts Payable</b>	<u>4,733,872,167</u>	<u>4,431,604,804</u>

**8. GOVERNMENT DEBT**

a) Government Debt consists of:

- (i) Outstanding balances of Government of Mauritius (GOM) Treasury Bills and GOM Treasury Notes issued by the government for the financing of government's borrowing requirement and which are recorded at cost price and at cost price net of premium respectively; and
- (ii) Outstanding balances of GOM Securities issued by the government for mopping up of excess liquidity and which are recorded at cost.

## NOTES TO THE ACCOUNTS

Details are given below:

	12 months to 30 June 2016		6 months to 30 June 2015	
	Nominal Value	Cost Price	Nominal Value	Cost Price
	Rs	Rs	Rs	Rs
<b><u>GOM Treasury Bills issued for government's borrowing requirement</u></b>				
Balance at 1 July 2015/1 Jan. 2015	23,754,000,000	23,404,482,980	22,854,000,000	22,466,030,780
Issued	35,880,000,000	35,224,786,092	16,280,000,000	16,069,898,700
Redeemed	(36,524,300,000)	(36,075,531,374)	(15,380,000,000)	(15,131,446,500)
	<hr/>	<hr/>	<hr/>	<hr/>
Balance at 30 June	<b>23,109,700,000</b>	<b>22,553,737,698</b>	<b>23,754,000,000</b>	<b>23,404,482,980</b>
<b><u>GOM Treasury Notes issued for government's borrowing requirement</u></b>				
Balance at 1 July 2015/1 Jan. 2015	49,613,500,000	49,356,822,450	47,910,500,000	47,680,885,770
Issued	16,441,000,000	16,266,407,364	8,700,000,000	8,598,433,250
Redeemed	(16,923,500,000)	(16,848,185,650)	(6,997,000,000)	(6,922,496,570)
	<hr/>	<hr/>	<hr/>	<hr/>
Balance at 30 June	<b>49,131,000,000</b>	<b>48,775,044,164</b>	<b>49,613,500,000</b>	<b>49,356,822,450</b>
<b><u>GOM Treasury Bills issued for mopping up of excess liquidity</u></b>				
Balance at 1 July 2015/1 Jan. 2015	1,900,000,000	1,866,155,050	4,000,000,000	3,950,186,500
Redeemed	(1,900,000,000)	(1,866,155,050)	(2,100,000,000)	(2,084,031,450)
	<hr/>	<hr/>	<hr/>	<hr/>
Balance at 30 June	<b>-</b>	<b>-</b>	<b>1,900,000,000</b>	<b>1,866,155,050</b>

## NOTES TO THE ACCOUNTS

	12 months to 30 June 2016		6 months to 30 June 2015	
	Nominal Value	Cost Price	Nominal Value	Cost Price
	Rs	Rs	Rs	Rs
<b><u>One year GOM Savings Certificates issued for mopping up of excess liquidity</u></b>				
Balance at 1 July 2015/1 Jan. 2015	163,550,000	163,550,000	103,400,000	103,400,000
Issued	-	-	60,150,000	60,150,000
Redeemed	(163,550,000)	(163,550,000)	-	-
Balance at 30 June	-	-	<b>163,550,000</b>	<b>163,550,000</b>
<b><u>Three year GOM Savings Notes issued for mopping up of excess liquidity</u></b>				
Balance at 1 July 2015/1 Jan. 2015	607,850,000	607,850,000	529,500,000	529,500,000
Issued	-	-	78,350,000	78,350,000
Redeemed	(2,300,000)	(2,300,000)	-	-
Balance at 30 June	<b>605,550,000</b>	<b>605,550,000</b>	<b>607,850,000</b>	<b>607,850,000</b>
<b><u>Five year GOM Savings Bonds issued for mopping up of excess liquidity</u></b>				
Balance at 1 July 2015/1 Jan. 2015	905,300,000	905,300,000	789,050,000	789,050,000
Issued	-	-	117,250,000	117,250,000
Redeemed	(3,650,000)	(3,650,000)	(1,000,000)	(1,000,000)
Balance at 30 June	<b>901,650,000</b>	<b>901,650,000</b>	<b>905,300,000</b>	<b>905,300,000</b>



## NOTES TO THE ACCOUNTS

	12 months to 30 June 2016		6 months to 30 June 2015	
	Nominal Value	Cost Price	Nominal Value	Cost Price
	Rs	Rs	Rs	Rs
<b><u>GOM Treasury Bills issued for Liquidity Management</u></b>				
Balance at 1 July 2015/1 Jan. 2015	-	-	-	-
Issued	23,500,000,000	23,298,961,457	-	-
Redeemed	(12,202,400,000)	(12,129,353,401)	-	-
	<hr/>	<hr/>	<hr/>	<hr/>
Balance at 30 June	<b>11,297,600,000</b>	<b>11,169,608,056</b>	-	-
	<hr/>	<hr/>	<hr/>	<hr/>
<b>Total Government Debt</b>	<b><u>85,045,500,000</u></b>	<b><u>84,005,589,918</u></b>	<b><u>76,944,200,000</u></b>	<b><u>76,304,160,480</u></b>

- b) The outstanding balance of long term borrowings amounting to Rs 161,410,772,122 as at 30 June 2016 is not included in the Government Debt figure. Details of the total debt of the Government are provided in Statement J-Statement of Public Sector Debt.

**9. DEPOSITS**

Deposits comprise of:

	30 June 2016	30 June 2015
	Rs	Rs
Grants and Donations	61,135,931	59,468,440
Other Deposits	1,523,949,305	1,399,000,217
	<hr/>	<hr/>
<b>Total</b>	<b><u>1,585,085,236</u></b>	<b><u>1,458,468,657</u></b>

**10. SPECIAL FUNDS**

These are the monies deposited with the Government by the various funds set up under the Finance and Audit Act.

## NOTES TO THE ACCOUNTS

**11. CONSOLIDATED FUND**

This represents the accumulated deficit of the Consolidated Fund established by Section 103 of the Constitution of the Republic of Mauritius. In accordance with Section 3 of the Finance and Audit Act, the Consolidated Fund has during the year under review been:

- (i) credited with all the revenues of the Government and all other money properly accruing to it; and
- (ii) charged only with expenses on the authority of warrant issued by the Minister of Finance.

	<b>30 June 2016</b>	<b>30 June 2015</b>
	<b>Rs</b>	<b>Rs</b>
<b>Accumulated deficit at 1 July</b>	(52,805,184,664)	(51,930,138,386)
<i>Add/(Less):</i>		
Surplus/(Deficit)	1,919,613,281	(2,473,892,617)
Fluctuation of Foreign Currencies	215,457,237	394,868,012
	<u>(50,670,114,146)</u>	<u>(54,009,162,991)</u>
<i>Add/(Less) adjustment in respect of:</i>		
Investments	2,293,002,974	1,513,000,000
IMF Reserve Tranche	(62,565,238)	(309,021,673)
<b>Accumulated deficit at 30 June</b>	<b><u>(48,439,676,410)</u></b>	<b><u>(52,805,184,664)</u></b>

**12. COMPARISON OF BUDGET AND ACTUAL AMOUNTS**

The original estimates were passed by the National Assembly on 24 April 2015. The approved budget is in respect of revenue estimates and government expenditure, both recurrent and capital, appropriated by votes for the period from 1 July 2015 to 30 June 2016. The original estimates of expenditure amounted to Rs 120,645M and a supplementary estimates amounting to Rs 4,100M was approved on 7 June 2016.

During the period under review, funds were transferred or re-allocated in accordance with the Virement Rules, and are shown as 'total provisions after supplementary provision and virement' in the Statement of Comparison of Budget and Actual Amounts - Statement AB.

## STATEMENT AA

Statement of Receipts and Payments  
for the financial year 2015 - 2016

Receipts	30 June 2016 Rs	30 June 2015 Rs
<b>Taxation</b>		
Income Tax	19,175,917,761	9,257,911,139
Value Added Tax	28,804,959,528	13,873,477,903
Excise Duties	15,632,502,877	7,060,967,470
Taxes on Property	5,858,858,575	2,336,587,108
Taxes on Goods and Services	5,693,005,156	2,851,437,724
Taxes on International Trade and Transactions	1,343,141,808	529,974,444
Other Taxes	1,715,346,529	659,030,099
	<b>78,223,732,233</b>	<b>36,569,385,887</b>
<b>Grants and Aid</b>		
Foreign Government and International Agencies	333,393,988	1,196,110,647
	<b>333,393,988</b>	<b>1,196,110,647</b>
<b>Borrowings</b>		
Proceeds from Borrowings : Local	21,386,382,848	13,762,350,218
External	1,242,584,898	874,206,041
	<b>22,628,967,746</b>	<b>14,636,556,259</b>
<b>Capital Receipts</b>		
Income from Quasi Corporations and other Capital Revenues	2,362,045,531	319,021,673
Reimbursements of Loans	3,258,853,098	403,269,849
	<b>5,620,898,629</b>	<b>722,291,522</b>
<b>Social Contributions</b>	<b>1,375,241,979</b>	<b>658,513,464</b>
<b>Other Receipts</b>		
Sale of Goods and Services	1,723,066,738	858,088,229
Fines, Penalties and Forfeits	244,244,089	109,268,330
Rental of Government Property	960,567,010	186,120,435
Interest	359,998,468	176,672,464
Dividends	319,268,338	295,187,828
Premium on Debt Instruments	56,308,377	26,776,620
Miscellaneous Revenue	2,433,632,153	91,880,661
	<b>6,097,085,173</b>	<b>1,743,994,567</b>
<b>Total Receipts</b>	<b>114,279,319,748</b>	<b>55,526,852,346</b>

## STATEMENT AA

Statement of Receipts and Payments  
for the financial year 2015 - 2016

Payments	30 June 2016 Rs	30 June 2015 Rs
<b>Operations</b>		
Wages, Salaries and Employee Benefits	26,208,123,174	12,121,928,287
Pensions	6,043,413,585	2,829,444,362
Supplies and Consumables	8,353,694,707	3,613,472,072
Grants, Contribution and Subsidies	23,849,590,719	9,858,841,548
	<b>64,454,822,185</b>	<b>28,423,686,269</b>
<b>Transfers</b>		
Transfers to Non-Profit Institutions, Households & Others	<b>22,565,984,976</b>	<b>9,572,089,375</b>
<b>Capital Expenditure</b>		
Purchase/Construction of Buildings, Plant and Equipment	5,375,370,548	3,373,401,377
Acquisition of Land	539,061,654	193,287,364
Subscriptions to International Organisations	443,123,494	10,000,000
	<b>6,357,555,696</b>	<b>3,576,688,741</b>
<b>Loans and Interest Repayments</b>		
Repayments of Borrowings	5,877,185,073	9,250,740,033
Interest Payments	10,113,160,338	5,031,617,567
Management Charges	14,573,228	6,916,517
	<b>16,004,918,640</b>	<b>14,289,274,117</b>
<b>Other Payments</b>		
Loans to Financial Institutions/ Parastatal Bodies	<b>1,032,443,374</b>	<b>757,295,920</b>
<b>Movements in Below the Line Items</b>		
Below the Line Accounts	(8,206,584,515)	1,107,905,213
Accrued Interest on Re-opening of Financial Instruments	(17,167,000)	40,205,500
Exchange Differences	(215,457,237)	(394,868,012)
	<b>(8,439,208,752)</b>	<b>753,242,701</b>
<b>Total Payments</b>	<b>101,976,516,120</b>	<b>57,372,277,123</b>
<b>Increase/(Decrease) in Cash</b>	<b>12,302,803,628</b>	<b>(1,845,424,777)</b>
<b>Cash at start</b>	<b>15,551,273,964</b>	<b>17,396,698,741</b>
<b>Cash at end</b>	<b>27,854,077,592</b>	<b>15,551,273,964</b>



C. ROMOOAH  
Accountant-General

12 December 2016

## STATEMENT AB

Statement of Comparison of Budget and Actual Amounts for  
the financial year 2015 - 2016

	Original Estimates (a) Rs	Total Provisions after Supplementary Appropriation and Virement (N <sub>1</sub> ) (b) Rs	Actual Amount (c) Rs	Difference (N <sub>2</sub> ) Rs
<b>REVENUE</b>				
Taxation	77,810,000,000	77,810,000,000	78,223,732,233	(413,732,233)
Grant and Aid from International Agencies	2,595,000,000	2,595,000,000	333,393,987	2,261,606,013
Proceeds from Borrowings	20,732,000,000	20,732,000,000	22,628,967,746	(1,896,967,746)
Capital Receipts	2,392,800,000	2,392,800,000	3,862,018,584	(1,469,218,584)
Other Receipts	10,395,000,000	10,395,000,000	9,705,273,441	689,726,559
<b>Total Revenue</b>	<b>113,924,800,000</b>	<b>113,924,800,000</b>	<b>114,753,385,991</b>	<b>(828,585,991)</b>

<b>EXPENDITURE (Classification by Functions)</b>				
General Public Services	37,995,068,599	43,141,369,880	35,865,594,941	7,275,774,939
Public Order and Safety	10,603,175,407	10,803,409,290	10,282,730,928	520,678,362
Economic Affairs	10,688,026,095	10,109,262,021	8,351,029,480	1,758,232,541
Environmental Protection	2,986,966,382	2,632,532,267	2,008,913,914	623,618,353
Housing and Community Amenities	3,737,202,089	3,354,539,130	3,129,927,223	224,611,907
Health	9,938,838,828	10,145,719,275	9,931,580,531	214,138,744
Recreational, Cultural and Religion	902,857,615	909,128,421	790,688,854	118,439,567
Education	14,903,542,377	15,025,667,791	14,694,452,680	331,215,111
Social Protection	27,089,321,608	28,253,227,553	27,778,854,159	474,373,394
<b>Total Expenditure</b>	<b>118,844,999,000</b>	<b>124,374,855,628</b>	<b>112,833,772,710</b>	<b>11,541,082,918</b>
Contingencies (N <sub>3</sub> )	1,800,000,000	370,143,372	-	370,143,372
<b>Total Expenditure including Contingencies</b>	<b>120,644,999,000</b>	<b>124,744,999,000</b>	<b>112,833,772,710</b>	<b>11,911,226,290</b>

<b>Surplus of Actual Revenue over Expenditure</b>	<b>(6,720,199,000)</b>	<b>(10,820,199,000)</b>	<b>1,919,613,281</b>	<b>(12,739,812,281)</b>
---	------------------------	-------------------------	----------------------	-------------------------

N1 'Total Provisions after Supplementary Appropriation and Virement' is not applicable for Revenue.

N2 Revenue : Column (a) - Column (c)

Expenditure : Column (b) - Column (c)

N3 Amount appropriated under Item Contingencies has been reallocated to other functions.

N4 Revenue and Expenditure are recorded on a cash basis except for:

(i) costs of borrowings, classified under General Public Services and

(ii) carry-over of capital expenditure

which are accounted under the accrual basis.

12 December 2016



**C. ROMOOAH**  
Accountant-General

## STATEMENT B

**Abstract Account of Revenue and Expenditure of the Consolidated Fund  
for the financial year 2015-2016**

Code	Description of Revenue Items	Original Estimates Rs	Actual Revenue Rs
	<b>RECURRENT REVENUE</b>		
<b>11</b>	<b>TAXES</b>		
111	Taxes on Income and Profits	19,520,000,000	19,175,917,761
113	Taxes on Property	5,700,000,000	5,858,858,575
114	Taxes on Goods and Services	49,645,000,000	50,130,467,560
115	Taxes on International Trade and Transactions	1,270,000,000	1,343,141,808
116	Other Taxes	1,675,000,000	1,715,346,529
	<b>TOTAL - TAXES</b>	<b>77,810,000,000</b>	<b>78,223,732,233</b>
<b>12</b>	<b>SOCIAL CONTRIBUTIONS</b>		
121	Social Security Contributions	1,000,000,000	1,020,002,007
122	Other Social Contributions	360,000,000	355,239,972
	<b>TOTAL - SOCIAL CONTRIBUTIONS</b>	<b>1,360,000,000</b>	<b>1,375,241,979</b>
<b>14</b>	<b>OTHER REVENUE</b>		
141	Property Income	5,750,000,000	3,929,088,481
142	Sales of Goods and Services	1,750,000,000	1,723,066,738
143	Fines, Penalties and Forfeits	290,000,000	244,244,089
145	Miscellaneous Revenue	640,000,000	522,362,671
	<b>TOTAL - OTHER REVENUE</b>	<b>8,430,000,000</b>	<b>6,418,761,979</b>
	<b>TOTAL - RECURRENT REVENUE</b>	<b>87,600,000,000</b>	<b>86,017,736,191</b>
	<b>CAPITAL REVENUE</b>		
<b>13</b>	<b>GRANTS</b>		
131	Grants from Foreign Governments	825,000,000	114,943,329
132	Grants from International Organisations	1,770,000,000	218,450,659
	<b>TOTAL - GRANTS</b>	<b>2,595,000,000</b>	<b>333,393,988</b>
<b>14</b>	<b>OTHER REVENUE</b>		
145	Miscellaneous Revenue	605,000,000	1,911,269,482
	<b>TOTAL - OTHER REVENUE</b>	<b>605,000,000</b>	<b>1,911,269,482</b>
	<b>TOTAL - CAPITAL REVENUE</b>	<b>3,200,000,000</b>	<b>2,244,663,470</b>
	<b>TOTAL - RECURRENT AND CAPITAL REVENUE</b>	<b>90,800,000,000</b>	<b>88,262,399,661</b>

## STATEMENT B

**Abstract Account of Revenue and Expenditure of the Consolidated Fund  
for the financial year 2015-2016**

**Analysis of Revenue in respect of Transactions in Assets and Liabilities**

Code	Description of Inflows	Original Estimates Rs	Actual Revenue Rs
32140	Reimbursements of Loans	2,125,800,000	3,258,853,098
32150	Equity Sales	267,000,000	530,374,620
32310	IMF SDR Sales	-	72,790,866
33130	Issue of Government Securities (Note 1)	18,000,000,000	21,386,382,848
33240	Loans from Foreign Governments and International Organisations	2,732,000,000	1,242,584,898
	<b>Total Revenue in respect of Transactions in Assets and Liabilities</b>	<b>23,124,800,000</b>	<b>26,490,986,330</b>
<b>GRAND TOTAL REVENUE</b>		<b>113,924,800,000</b>	<b>114,753,385,991</b>

Note 1

Issue of Government Bonds

## STATEMENT B

**Abstract Account of Revenue and Expenditure of the Consolidated Fund  
for the financial year 2015-2016**

Votes	Ministries / Departments	Original Estimates of Expenditure	Total Provisions after Supplementary Appropriation and Virement	Actual Expenditure
		Rs	Rs	Rs
1-1	Office of the President	60,600,000	60,600,000	53,043,314
1-2	Office of the Vice-President	14,100,000	14,100,000	10,863,464
1-3	National Assembly	170,000,000	185,590,000	178,640,987
1-4	Electoral Supervisory Commission and Electoral Boundaries Commission	2,200,000	2,200,000	2,093,655
1-5	Office of the Electoral Commissioner	64,700,000	180,800,000	176,405,187
1-6	The Judiciary	600,000,000	616,885,000	558,494,495
1-7	Public and Disciplined Forces Service Commissions	85,500,000	85,500,000	75,043,176
1-8	Public Bodies Appeal Tribunal	12,300,000	12,300,000	11,537,556
1-9	Office of Ombudsman	10,700,000	10,700,000	10,233,035
1-10	National Audit Office	142,800,000	142,800,000	140,327,742
1-11	Employment Relations Tribunal	23,200,000	23,200,000	22,172,268
1-12	Local Government Service Commission	31,000,000	31,000,000	26,193,396
1-13	Independent Commission Against Corruption	201,000,000	201,000,000	184,000,000
1-14	National Human Rights Commission	34,300,000	34,300,000	26,410,000
1-15	Office of Ombudsperson for Children	10,400,000	10,400,000	9,339,867
2-1	Prime Minister's Office	3,587,200,000	3,901,980,000	3,753,087,591
2-2	National Development Unit	945,000,000	575,000,000	406,240,880
2-3	Police Service	7,881,000,000	8,016,182,000	7,655,605,491
2-4	Government Printing	132,400,000	132,400,000	119,394,789
2-5	Meteorological Services	360,500,000	97,500,000	82,756,861
2-6	Prison Service	825,500,000	825,500,000	818,612,064
3-1	Deputy Prime Minister's Office, Ministry of Tourism and External Communications - Tourism	746,000,000	746,000,000	733,388,880
3-2	External Communications	182,200,000	20,200,000	17,072,827
3-3	Civil Aviation	322,700,000	322,700,000	260,414,928
4-1	Vice-Prime Minister's Office, Ministry of Housing and Lands	1,800,000,000	1,915,000,000	1,759,687,719
5-1	Vice-Prime Minister's Office, Ministry of Energy and Public Utilities	3,249,000,000	2,320,370,000	1,945,778,695
	<i>Carried forward</i>	<b>21,494,300,000</b>	<b>20,484,207,000</b>	<b>19,036,838,867</b>



## STATEMENT B

**Abstract Account of Revenue and Expenditure of the Consolidated Fund  
for the financial year 2015-2016**

Votes	Ministries / Departments	Original Estimates of Expenditure	Total Provisions after Supplementary Appropriation and Virement	Actual Expenditure
		Rs	Rs	Rs
	<i>Brought forward</i>	<b>21,494,300,000</b>	<b>20,484,207,000</b>	<b>19,036,838,867</b>
	Ministry of Finance and Economic Development -			
6-1	Finance and Economic Development	2,606,800,000	2,710,900,000	2,396,916,538
6-2	Central Procurement Board	63,400,000	63,400,000	50,419,095
6-3	The Treasury	128,500,000	128,500,000	113,116,269
6-4	Statistics Mauritius	154,700,000	154,700,000	144,178,762
6-5	Valuation Department	121,500,000	121,500,000	107,051,243
6-6	Corporate and Business Registration Department	110,000,000	110,000,000	82,628,923
6-7	Registrar-General's Department	108,100,000	117,570,000	114,411,219
7-1	Ministry of Technology, Communication and Innovation	1,294,800,000	1,549,800,000	1,146,551,427
8-1	Ministry of Youth and Sports	550,000,000	550,000,000	490,564,140
	Ministry of Public Infrastructure and Land Transport -			
9-1	Public Infrastructure	1,647,000,000	1,647,000,000	1,342,340,532
9-2	Land Transport	1,618,999,000	1,634,999,000	1,580,791,414
10-1	Ministry of Education and Human Resources, Tertiary Education and Scientific Research	14,725,000,000	14,825,899,500	14,492,737,426
11-1	Ministry of Health and Quality of Life	9,720,000,000	9,903,000,000	9,685,952,746
	Ministry of Local Government -			
12-1	Local Government	3,181,000,000	3,272,411,698	3,233,517,063
12-2	Fire Services	461,000,000	474,000,000	460,532,627
13-1	Ministry of Social Integration and Economic Empowerment	415,000,000	415,000,000	272,422,125
14-1	Ministry of Foreign Affairs, Regional Integration and International Trade	1,086,300,000	1,111,650,000	938,035,548
	Attorney-General's Office -			
15-1	Office of the Solicitor-General	205,500,000	213,300,000	164,689,951
15-2	Office of the Director of Public Prosecutions	124,200,000	124,200,000	103,767,593
15-3	Office of the Parliamentary Counsel	21,000,000	18,450,000	15,281,801
16-1	Ministry of Agro-Industry and Food Security	2,458,000,000	2,595,000,000	2,250,408,903
17-1	Ministry of Arts and Culture	417,900,000	421,338,100	353,171,021
	<i>Carried forward</i>	<b>62,712,999,000</b>	<b>62,646,825,298</b>	<b>58,576,325,233</b>

## STATEMENT B

**Abstract Account of Revenue and Expenditure of the Consolidated Fund  
for the financial year 2015-2016**

Votes	Ministries / Departments	Original Estimates of Expenditure	Total Provisions after Supplementary Appropriation and Virement	Actual Expenditure
		Rs	Rs	Rs
	<i>Brought forward</i>	<b>62,712,999,000</b>	<b>62,646,825,298</b>	<b>58,576,325,233</b>
18-1	Ministry of Industry, Commerce and Consumer Protection	442,100,000	442,100,000	386,311,556
19-1	Ministry of Gender Equality, Child Development and Family Welfare	428,400,000	429,214,365	394,658,049
20-1	Ministry of Financial Services, Good Governance and Institutional Reforms	522,000,000	537,000,000	415,929,129
21-1	Ministry of Business, Enterprise and Cooperatives	281,300,000	291,416,000	247,649,841
22-1	Ministry of Social Security, National Solidarity and Reform Institutions	18,730,000,000	19,884,000,000	19,813,176,681
23-1	Ministry of Ocean Economy, Marine Resources, Fisheries, Shipping and Outer Islands - Ocean Economy, Marine Resources, Shipping and Outer Islands	941,000,000	988,620,000	446,626,221
23-2	Fisheries	314,400,000	314,400,000	222,561,762
24-1	Ministry of Environment, Sustainable Development, and Disaster and Beach Management	1,806,000,000	1,881,000,000	1,505,444,252
25-1	Ministry of Civil Service and Administrative Reforms	672,000,000	672,000,000	531,405,136
26-1	Ministry of Labour, Industrial Relations, Employment and Training	485,800,000	485,800,000	429,575,660
27-1	Centrally Managed Expenses of Government	1,380,000,000	1,525,464,337	1,437,500,960
28-1	Centrally Managed Initiatives of Government	1,484,000,000	5,632,015,628	5,136,645,365
29-1	Contingencies and Reserves	1,800,000,000	370,143,372	-
	<b>Sub-Total (Appropriations)</b>	<b>91,999,999,000</b>	<b>96,099,999,000</b>	<b>89,543,809,845</b>
	Public Service Pensions	7,486,000,000	7,486,000,000	7,283,371,201
	Government Debt Servicing	21,159,000,000	21,159,000,000	16,006,591,664
	<b>Total Expenditure</b>	<b>120,644,999,000</b>	<b>124,744,999,000</b>	<b>112,833,772,710</b>
<b>SURPLUS OF REVENUE OVER EXPENDITURE</b>				<b>1,919,613,281</b>

12 December 2016


**C. ROMOOAH**  
Accountant-General

## STATEMENT D

Detailed Statement of Revenue of the Consolidated Fund  
for the financial year 2015-2016

Code	Description of Revenue Items	Original Estimate of Revenue Rs	Actual Revenue Rs	Over the Estimate Rs	Under the Estimate Rs
<b>11</b>	<b>TAXES</b>				
<b>111</b>	<b><u>Taxes on Income and Profits</u></b>				
11110001	Income Tax - Individuals	8,280,000,000	7,620,773,556	-	659,226,444
11120001	Income Tax - Companies & Bodies Corporate	10,065,000,000	10,458,691,224	393,691,224	-
11130001	Tax Deduction at Source (TDS)	1,175,000,000	1,096,452,981	-	78,547,019
	<b>Total Taxes on Income and Profits</b>	<b>19,520,000,000</b>	<b>19,175,917,761</b>	<b>393,691,224</b>	<b>737,773,463</b>
<b>113</b>	<b><u>Taxes on Property</u></b>				
<b>1131</b>	<b><u>Recurrent Taxes on Immovable Property</u></b>				
11310001	Campement Site Tax	1,500,000	2,234,325	734,325	-
11310002	Campement Tax	1,500,000	1,586,048	86,048	-
	Total Recurrent Taxes on Immovable Property	3,000,000	3,820,373	820,373	-
<b>1134</b>	<b><u>Taxes on Financial and Capital Transactions</u></b>				
11340001	Land Transfer Tax	1,735,000,000	1,831,405,016	96,405,016	-
11340002	Registration Duty on Transfer of Immovable Property	1,710,000,000	1,942,967,581	232,967,581	-
11340003	Tax on Transfer of Leasehold Rights in State Lands	195,000,000	119,173,613	-	75,826,387
11340004	Registration Duty on Transfer of Shares	75,000,000	173,873,830	98,873,830	-
11340005	Registration Duty on Transfer of Motor Vehicles	1,350,000,000	1,265,793,220	-	84,206,780
11340007	Registration Duty on Fixed and Floating Charges	170,000,000	164,406,750	-	5,593,250
11340009	Stamp Duties	115,000,000	105,204,180	-	9,795,820
11340999	Miscellaneous	147,000,000	88,809,984	-	58,190,016
	Total Taxes on Financial and Capital Transactions	5,497,000,000	5,691,634,173	428,246,427	233,612,253
<b>1135</b>	<b><u>Other Non Recurrent Taxes on Property</u></b>				
11350001	Land Conversion Tax	200,000,000	163,404,029	-	36,595,971
	Total Other Non Recurrent Taxes on Property	200,000,000	163,404,029	-	36,595,971
	<b>Total Taxes on Property</b>	<b>5,700,000,000</b>	<b>5,858,858,575</b>	<b>429,066,799</b>	<b>270,208,224</b>
<b>114</b>	<b><u>Taxes on Goods and Services</u></b>				
<b>1141</b>	<b><u>General Taxes on Goods and Services</u></b>				
11411001	Value Added Tax	28,770,000,000	28,804,959,528	34,959,528	-
	Total General Taxes on Goods and Services	28,770,000,000	28,804,959,528	34,959,528	-
<b>1142</b>	<b><u>Taxes on Specific Goods (Excise Duties and Environment Taxes)</u></b>				
11420001	Spirits, Liquors and Alcoholic Beverages	4,305,000,000	4,602,894,002	297,894,002	-
11420002	Tobacco Products	3,955,000,000	4,196,356,242	241,356,242	-
11420003	Motor Vehicles and Motor Cycles	2,545,000,000	2,582,074,801	37,074,801	-
11420004	Petroleum Products (including MID Levy)	3,010,000,000	3,438,212,772	428,212,772	-
11420005	PET Bottles and Other Plastic Products	260,000,000	235,140,726	-	24,859,274
11420006	Sugar Content of Soft Drinks	345,000,000	345,102,283	102,283	-
11420007	Energy Inefficient Products	5,000,000	2,018,979	-	2,981,021
11420999	Miscellaneous	245,000,000	230,703,072	-	14,296,928
	Total Taxes on Specific Goods (Excise Duties and Environment Taxes)	14,670,000,000	15,632,502,877	1,004,640,100	42,137,223

## STATEMENT D

Detailed Statement of Revenue of the Consolidated Fund  
for the financial year 2015-2016

Code	Description of Revenue Items	Original Estimate of Revenue Rs	Actual Revenue Rs	Over the Estimate Rs	Under the Estimate Rs
<b>114</b>	<b>Taxes on Goods and Services - <i>continued</i></b>				
<b>1144</b>	<b>Taxes on Specific Services and Gambling</b>				
11440001	Taxes on the National Lottery and Other Lotteries	620,000,000	386,728,263	-	233,271,737
11440002	Betting Taxes on Horse Racing, Football, etc	1,110,000,000	886,885,344	-	223,114,656
11440003	Gaming Taxes on Casinos and Gaming Houses	525,000,000	651,576,684	126,576,684	-
11440004	Passenger Fee on Air Tickets	1,400,000,000	1,230,468,443	-	169,531,557
11440006	Levy on Messaging Services	-	7,026,467	7,026,467	-
	<b>Total Taxes on Specific Services and Gambling</b>	<b>3,655,000,000</b>	<b>3,162,685,201</b>	<b>133,603,151</b>	<b>625,917,950</b>
<b>1145</b>	<b>Licence Fees</b>				
11451001	Road Motor Vehicle Licences	1,500,000,000	1,429,551,398	-	70,448,602
11452002	Company Licences	215,000,000	196,273,317	-	18,726,683
11452003	Incorporation & Lodging Fees, Search Duty etc.	20,000,000	16,427,911	-	3,572,090
11452004	Tourist Enterprise Licences	98,000,000	109,679,705	11,679,705	-
11452005	Gambling Licences	365,000,000	437,954,730	72,954,730	-
11452006	Liquor Licences	25,000,000	22,993,450	-	2,006,550
11452007	Freeport Licences	8,500,000	7,310,000	-	1,190,000
11452008	Pharmacy Licences	1,500,000	1,342,550	-	157,450
11452009	Fishing Vessel Licences	55,000,000	52,949,583	-	2,050,417
11452010	Work/Occupation Permits	211,000,000	203,303,233	-	7,696,767
11452011	Registration of Factories	3,700,000	2,766,810	-	933,190
11452012	Registration of Associations	500,000	613,810	113,810	-
11452013	Recruitment Licences	300,000	720,000	420,000	-
11452099	Miscellaneous	46,500,000	48,433,457	1,933,457	-
	<b>Total Licence Fees</b>	<b>2,550,000,000</b>	<b>2,530,319,955</b>	<b>87,101,702</b>	<b>106,781,748</b>
	<b>Total Taxes on Goods and Services</b>	<b>49,645,000,000</b>	<b>50,130,467,560</b>	<b>1,260,304,481</b>	<b>774,836,921</b>
<b>115</b>	<b>Taxes on International Trade and Transactions</b>				
11510001	Customs Duties	1,270,000,000	1,343,141,808	73,141,808	-
	<b>Total Taxes on International Trade and Transactions</b>	<b>1,270,000,000</b>	<b>1,343,141,808</b>	<b>73,141,808</b>	<b>-</b>
<b>116</b>	<b>Other Taxes</b>				
11610002	Corporate Social Responsibility	40,000,000	147,451,091	107,451,091	-
11611001	Environment Protection Fee	280,000,000	402,607,080	122,607,080	-
11611002	Advertising Structure Fee	70,000,000	63,903,650	-	6,096,350
11612001	Special Levy on Banks	840,000,000	771,495,905	-	68,504,095
11612002	Solidarity Levy on Telecommunication Companies	385,000,000	307,889,627	-	77,110,373
11620001	Mauritius Revenue Authority - Penalties	60,000,000	21,999,176	-	38,000,824
	<b>Total Other Taxes</b>	<b>1,675,000,000</b>	<b>1,715,346,529</b>	<b>230,058,171</b>	<b>189,711,642</b>
	<b>TOTAL TAXES</b>	<b>77,810,000,000</b>	<b>78,223,732,233</b>	<b>2,386,262,483</b>	<b>1,972,530,251</b>
	<b>Net amount over the Estimates</b>			<b>413,732,233</b>	

## STATEMENT D

Detailed Statement of Revenue of the Consolidated Fund  
for the financial year 2015-2016

Code	Description of Revenue Items	Original Estimate of Revenue Rs	Actual Revenue Rs	Over the Estimate Rs	Under the Estimate Rs
<b>12</b>	<b>SOCIAL CONTRIBUTIONS</b>				
<b>121</b>	<b><u>Social Security Contributions</u></b>				
12110001	Employee Contribution under New Pension Scheme	1,000,000,000	1,020,002,007	20,002,007	-
	<b>Total Social Security Contributions</b>	<b>1,000,000,000</b>	<b>1,020,002,007</b>	<b>20,002,007</b>	<b>-</b>
<b>122</b>	<b><u>Other Social Contributions</u></b>				
12210001	Civil Service Family Protection Scheme	354,000,000	348,777,980	-	5,222,020
12211001	Retiring Allowance Scheme for Members of National Assembly	6,000,000	6,461,992	461,992	-
	<b>Total Other Social Contributions</b>	<b>360,000,000</b>	<b>355,239,972</b>	<b>461,992</b>	<b>5,222,020</b>
	<b>TOTAL SOCIAL CONTRIBUTIONS</b>	<b>1,360,000,000</b>	<b>1,375,241,979</b>	<b>20,463,999</b>	<b>5,222,020</b>
	<i>Net amount over the Estimates</i>			<b>15,241,979</b>	
<b>14</b>	<b>OTHER REVENUE</b>				
<b>141</b>	<b><u>Property Income</u></b>				
<b>1411</b>	<b>Interest</b>				
14110001	Agricultural Marketing Board	1,016,000	-	-	1,016,000
14110002	Central Electricity Board	64,210,000	38,386,038	-	25,823,962
14110003	Central Water Authority	54,232,000	125,061,298	70,829,298	-
14110004	Mauritius Housing Company Ltd	364,000	364,786	786	-
14110006	National Transport Corporation	520,000	120,000	-	400,000
14110008	Rose Belle Sugar Estate	1,253,000	234,126	-	1,018,874
14110009	National Housing Development Company Ltd	10,268,000	15,552,195	5,284,195	-
14110010	Business Parks of Mauritius Ltd	6,209,000	3,665,906	-	2,543,095
14110011	Industrial and Vocational Training Board	-	2,959,078	2,959,078	-
14110012	Development Bank of Mauritius Ltd	7,365,000	7,153,580	-	211,420
14110015	Airports of Mauritius Co. Ltd	6,425,000	5,881,162	-	543,838
14110050	Loans to Government Officers	94,500,000	103,594,178	9,094,178	-
14110051	Investment of Surplus Balances	50,000,000	50,236,569	236,569	-
14110054	District Council of Pamplemousses/Riviere du Rempart	1,759,000	2,083,750	324,750	-
14110055	Mauritius Shipping Corporation	3,318,000	-	-	3,318,000
14110056	Mauritius Cane Industry Authority	311,000	309,673	-	1,327
14110057	Wastewater Management Authority	42,826,000	-	-	42,826,000
14110071	Irrigation Authority	1,549,000	-	-	1,549,000
14110200	Rodrigues Regional Assembly	610,000	12,000	-	598,000
14110999	Miscellaneous	183,265,000	4,384,130	-	178,880,870
	<b>Total - Interest</b>	<b>530,000,000</b>	<b>359,998,468</b>	<b>88,728,854</b>	<b>258,730,386</b>
<b>1412</b>	<b>Dividends</b>				
14120002	Air Mauritius Ltd	-	-	-	-
14120004	State Bank of Mauritius Ltd	100,000,000	59,810,460	-	40,189,540
14120005	State Investment Corporation	450,000,000	-	-	450,000,000
14120006	Mauritius Telecom	590,000,000	220,779,354	-	369,220,646
14120008	Airports of Mauritius Co. Ltd	140,000,000	-	-	140,000,000
14120009	State Informatics Ltd	15,000,000	6,687,386	-	8,312,614
	<i>Carried forward</i>	<b>1,295,000,000</b>	<b>287,277,200</b>	<b>-</b>	<b>1,007,722,800</b>

## STATEMENT D

Detailed Statement of Revenue of the Consolidated Fund  
for the financial year 2015-2016

Code	Description of Revenue Items	Original Estimate of Revenue Rs	Actual Revenue Rs	Over the Estimate Rs	Under the Estimate Rs
<b>14</b>	<b>OTHER REVENUE - continued</b>				
<b>141</b>	<b>Property Income - continued</b>				
<b>1412</b>	<b>Dividends - continued</b>				
	<i>Brought forward</i>	1,295,000,000	287,277,200	-	1,007,722,800
14120010	Mauritius Housing Company Ltd	37,000,000	23,341,450	-	13,658,550
14120999	Miscellaneous	187,000,000	8,649,688	-	178,350,312
	<b>Total - Dividends</b>	<b>1,519,000,000</b>	<b>319,268,338</b>	<b>-</b>	<b>1,199,731,662</b>
<b>1413</b>	<b>Withdrawals from Income of Quasi Corporations</b>				
14130005	Information & Communication Technology Authority	40,000,000	40,000,000	-	-
14130006	Treasury Foreign Currency Management Fund	5,000,000	-	-	5,000,000
14130007	Financial Services Commission	1,000,000,000	699,254,666	-	300,745,334
14130008	Mauritius Ports Authority	100,000,000	100,000,000	-	-
14130009	State Trading Corporation	1,450,000,000	1,450,000,000	-	-
	<b>Total - Withdrawals from Income of Quasi Corporations</b>	<b>2,595,000,000</b>	<b>2,289,254,666</b>	<b>-</b>	<b>305,745,334</b>
<b>1415</b>	<b>Rent and Royalties</b>				
14150002	Campement Site Lease	315,000,000	268,918,115	-	46,081,885
14150003	Other Land Leases	781,000,000	676,924,599	-	104,075,401
14150005	Shooting and Fishing Lease	10,000,000	14,724,296	4,724,296	-
	<b>Total - Rent and Royalties</b>	<b>1,106,000,000</b>	<b>960,567,010</b>	<b>4,724,296</b>	<b>150,157,285</b>
	<b>Total - Property Income</b>	<b>5,750,000,000</b>	<b>3,929,088,481</b>	<b>93,453,150</b>	<b>1,914,364,668</b>
<b>142</b>	<b>Sales of Goods and Services</b>				
<b>1422</b>	<b>Administrative Fees</b>				
	<b>Judicial</b>				
14220001	Court Fees	37,065,000	37,130,302	65,302	-
14220002	Ushers' and Interpreters' Fees	3,900,000	4,162,680	262,680	-
	<b>Civil Status</b>				
14220010	Issue of Civil Status Certificates	6,085,000	4,373,220	-	1,711,780
14220011	Fees for Celebration of Civil Marriage	13,230,000	13,252,500	22,500	-
14220012	Fees for National Identity Cards	3,075,000	7,418,450	4,343,450	-
	<b>Home Affairs</b>				
14220020	Issue of Certificates in connection with Citizenship	5,000,000	7,829,722	2,829,722	-
14220021	Data Controller Registration and Renewal Fee	8,165,000	6,429,707	-	1,735,293
14220022	Processing Fees for Apostille Service	-	3,242,100	3,242,100	-
	<b>External Communications</b>				
14220031	Route Air Navigation Charge	147,000,000	126,811,236	-	20,188,764
14220032	Other Civil Aviation Charges	90,000,000	89,250,999	-	749,001
14220034	Scheme of Charge	53,500,000	48,282,661	-	5,217,339
	<b>Arts and Culture</b>				
14220040	Fees for Cinema, Video and Theatre Censorship	3,230,000	2,880,625	-	349,375
14220041	Archives Fees	220,000	186,042	-	33,958
	<i>Carried forward</i>	<b>370,470,000</b>	<b>351,250,243</b>	<b>10,765,753</b>	<b>29,985,511</b>

## STATEMENT D

Detailed Statement of Revenue of the Consolidated Fund  
for the financial year 2015-2016

Code	Description of Revenue Items	Original Estimate of Revenue Rs	Actual Revenue Rs	Over the Estimate Rs	Under the Estimate Rs
<b>14</b>	<b>OTHER REVENUE - continued</b>				
<b>142</b>	<b><u>Sales of Goods and Services - continued</u></b>				
<b>1422</b>	<b><u>Administrative Fees - continued</u></b>				
	<i>Brought forward</i>	370,470,000	351,250,243	10,765,753	29,985,511
	<b>Shipping</b>				
14220060	Ships' Registration Fees	170,000	17,427	-	152,573
14220061	Annual Fees	2,300,000	7,979,423	5,679,423	-
	<b>Legal Metrology</b>				
14220070	Duty on Scales	6,210,000	4,930,817	-	1,279,183
	<b>National Audit Office</b>				
14220080	Reimbursement towards Cost of Audit Services	16,620,000	15,079,790	-	1,540,210
	<b>Police</b>				
14220100	Fees for Police Services	110,000,000	109,559,684	-	440,316
14220101	Helicopter and Aircraft Services	4,000,000	8,846,474	4,846,474	-
14220102	Issue of Passports	40,000,000	47,718,700	7,718,700	-
14220103	Issue of Accident Report Form	80,000	49,910	-	30,090
	<b>Health</b>				
14220110	Central Health Laboratory Fees	11,250,000	9,914,325	-	1,335,675
14220112	Overtime Fees	2,875,000	2,564,650	-	310,350
14220113	Vaccination Fees	3,105,000	3,178,869	73,869	-
14220114	Fumigation and Disinfection Fees	2,690,000	2,337,906	-	352,094
	<b>Agriculture</b>				
14220120	Fees for Veterinary Services	185,000	208,123	23,123	-
14220121	Importation Fees (Agricultural Produce)	3,500,000	4,132,885	632,885	-
14220124	Quarantine Fees	2,050,000	2,357,605	307,605	-
14220127	Sterilisation, Post Mortem Analysis and Export Fees	535,000	351,400	-	183,600
14220128	Reimbursement towards Cost of National Parks and Conservation Service	10,000,000	-	-	10,000,000
14220129	Clearance fees and Other Fees for Tobacco Products	22,000,000	24,291,577	2,291,577	-
14220130	Clearance fees and Other Fees for Tea Products	5,500,000	8,684,136	3,184,136	-
	<b>Fisheries</b>				
14220141	Processing Fees for Inspection	4,160,000	4,251,335	91,335	-
14220142	Permits/Fees to Operate in Marine Protected Areas	1,380,000	1,559,400	179,400	-
14220143	Fees for Services Provided at the Competent Authority - Seafood	5,050,000	4,809,298	-	240,702
14220144	Fishing Access Rights	13,000,000	13,881,117	881,117	-
	<b>Assay Office</b>				
14220151	Assaying and Marking Fees	3,700,000	2,544,541	-	1,155,459
	<b>Treasury</b>				
14220160	Pension Contribution Reimbursements	500,000	424,742	-	75,258
14220161	Compensation in respect of Government-owned Vehicles	1,200,000	914,469	-	285,531
	<b>Mauritius Revenue Authority</b>				
14220165	Overtime and Supervision Fees	25,730,000	18,502,248	-	7,227,752
14220168	Fees for Tax Residency Certificates and Tax Rulings	66,010,000	82,908,044	16,898,044	-
	<i>Carried forward</i>	734,270,000	733,249,140	53,573,442	54,594,303

## STATEMENT D

Detailed Statement of Revenue of the Consolidated Fund  
for the financial year 2015-2016

Code	Description of Revenue Items	Original Estimate of Revenue Rs	Actual Revenue Rs	Over the Estimate Rs	Under the Estimate Rs
<b>14</b>	<b>OTHER REVENUE - <i>continued</i></b>				
<b>142</b>	<b><u>Sales of Goods and Services - <i>continued</i></u></b>				
<b>1422</b>	<b><u>Administrative Fees - <i>continued</i></u></b>				
	<i>Brought forward</i>	734,270,000	733,249,140	53,573,442	54,594,303
	<b>Education</b>				
14220170	Education Fees	20,000	5,500	-	14,500
	<b>Public Infrastructure</b>				
14220180	Materials Testing Laboratory Fees	4,650,000	2,716,141	-	1,933,859
	<b>Land Transport</b>				
14220190	Examination Fees: Driver & Motor Vehicles	108,500,000	120,318,350	11,818,350	-
14220191	Registration and Transfer of Vehicles	105,800,000	116,095,025	10,295,025	-
14220192	Issue of Student ID Cards	16,500,000	14,547,000	-	1,953,000
14220193	Personalised Registration Marks for Motor Vehicles	17,000,000	-	-	17,000,000
14220196	Parking Fees	45,500,000	41,793,150	-	3,706,850
	<b>Housing and Lands</b>				
14220200	Survey Fee	1,400,000	832,000	-	568,000
14220201	Morcellement Fee	27,930,000	46,984,521	19,054,521	-
14220202	Issue of Land Parcel Identification Number	26,470,000	23,319,300	-	3,150,700
	<b>Attorney-General's Office</b>				
14220230	Commission on Curatelle Deposits	950,000	478,258	-	471,742
14220232	Processing and Registration Fees for Law Practitioners	1,700,000	1,435,000	-	265,000
14220233	Fee for Change of Name Certificate	890,000	420,000	-	470,000
	<b>Fire Services</b>				
14220240	Special Services	470,000	377,286	-	92,714
	<b>Social Security</b>				
14220250	Benefits Recovered	1,430,000	1,534,370	104,370	-
14220251	Reimbursement of Cost of NPF Administration	175,000,000	130,147,870	-	44,852,130
	<b>Industrial Property Office</b>				
14220260	Trade Marks, Service Marks and Collective Marks	14,750,000	16,499,815	1,749,815	-
14220261	Patent Fees	630,000	700,035	70,035	-
14220262	Industrial Designs	140,000	131,985	-	8,015
	<b>Prison Services</b>				
14220280	Prison Services	1,940,000	2,496,127	556,127	-
	<b>Office of the Director of Public Prosecutions</b>				
14220290	Fees for Certificate of Character	5,160,000	6,657,285	1,497,285	-
14220291	Provision of Briefs to Counsels	300,000	260,855	-	39,145
	<b>Board of Investment</b>				
14220300	Processing Fee on Application for Acquisition of IRS, RES and IHS	3,600,000	5,280,000	1,680,000	-
	<b>Total - Administrative Fees</b>	<b>1,295,000,000</b>	<b>1,266,279,013</b>	<b>100,398,970</b>	<b>129,119,958</b>
<b>1423</b>	<b>Incidental Sales by Non Market Establishments</b>				
	<b>Government Information Service</b>				
14230010	Sale of Overseas News	70,000	300	-	69,700
	<i>Carried forward</i>	70,000	300	-	69,700



## STATEMENT D

Detailed Statement of Revenue of the Consolidated Fund  
for the financial year 2015-2016

Code	Description of Revenue Items	Original Estimate of Revenue Rs	Actual Revenue Rs	Over the Estimate Rs	Under the Estimate Rs
<b>14</b>	<b>OTHER REVENUE - continued</b>				
<b>142</b>	<b>Sales of Goods and Services - continued</b>				
<b>1423</b>	<b>Incidental Sales by Non Market Establishments - continued</b>				
	<i>Brought forward</i>	70,000	300	-	69,700
	<b>Meteorological Services</b>				
14230020	Sale of Weather Data	17,477,000	15,596,873	-	1,880,127
14230021	Sale of Ephemerides	8,000	23,950	15,950	-
	<b>Government Printing</b>				
14230030	Sale of Publications	13,150,000	17,954,105	4,804,105	-
	<b>Agriculture</b>				
14230041	Sale of Seeds	2,760,000	2,478,295	-	281,705
14230042	Sale of Plants, Fruits and Agricultural Produce	6,300,000	5,900,022	-	399,978
14230044	Sale of Poultry and Eggs	10,345,000	3,840,951	-	6,504,049
14230046	Sale of Forest Produce	2,135,000	1,625,958	-	509,042
	<b>Fisheries</b>				
14230060	Sale of Produce	30,000	22,248	-	7,753
	<b>Housing and Lands</b>				
14230070	Sale of Sand	-	2,720	2,720	-
14230071	Sale of Maps, Reproductions and Copyright Fees	1,100,000	898,716	-	201,284
	<b>Prison Services</b>				
14230080	Sale of Farm Produce	1,255,000	1,400,386	145,386	-
14230081	Sale of Concrete Blocks	-	39,559	39,559	-
	<b>Health</b>				
14230090	Sale of Drugs, Serum and Sundry Appliances	14,650,000	1,054,235	-	13,595,765
	<b>Treasury</b>				
14230100	Sale of Stores	13,000,000	3,941,845	-	9,058,155
	<b>Public Utilities</b>				
14230110	Sale of Ground Water	57,720,000	105,012,278	47,292,278	-
	<b>Total - Incidental Sales by Non Market Establishments</b>	<b>140,000,000</b>	<b>159,792,443</b>	<b>52,299,999</b>	<b>32,507,556</b>
<b>14299</b>	<b>Miscellaneous Sales of Goods and Services</b>				
14299001	Judicial	7,500,000	8,496,718	996,718	-
14299004	Land Transport and Shipping	63,500,000	63,233,681	-	266,319
14299005	Police	67,000,000	51,283,090	-	15,716,910
14299006	Health	18,400,000	16,536,509	-	1,863,491
14299007	Agriculture	3,290,000	5,418,342	2,128,342	-
14299008	Fisheries	5,270,000	5,153,645	-	116,355
14299009	Treasury	300,000	242,996	-	57,004
14299010	Education	7,500,000	7,076,789	-	423,211
14299011	Public Infrastructure	1,450,000	458,001	-	991,999
14299012	Labour	1,400,000	2,502,785	1,102,785	-
14299013	Attorney-General's Office	670,000	676,210	6,210	-
14299014	Fire Services	1,250,000	1,255,600	5,600	-
14299016	Rental of Government Property ( Buildings)	2,300,000	5,708,912	3,408,912	-
14299017	Overpayment Made in Previous Years	26,000,000	39,553,249	13,553,249	-
	<i>Carried forward</i>	<b>205,830,000</b>	<b>207,596,527</b>	<b>21,201,816</b>	<b>19,435,289</b>

## STATEMENT D

Detailed Statement of Revenue of the Consolidated Fund  
for the financial year 2015-2016

Code	Description of Revenue Items	Original Estimate of Revenue Rs	Actual Revenue Rs	Over the Estimate Rs	Under the Estimate Rs
<b>14</b>	<b>OTHER REVENUE - <i>continued</i></b>				
<b>142</b>	<b><u>Sales of Goods and Services - <i>continued</i></u></b>				
<b>14299</b>	<b>Miscellaneous Sales of Goods and Services - <i>continued</i></b>				
	<i>Brought forward</i>	205,830,000	207,596,527	21,201,816	19,435,289
14299018	Commission on Salary Deductions	1,625,000	1,509,634	-	115,366
14299999	Miscellaneous	107,545,000	87,889,121	-	19,655,879
	<b>Total- Miscellaneous Sales of Goods and Services</b>	<b>315,000,000</b>	<b>296,995,283</b>	<b>21,201,816</b>	<b>39,206,534</b>
	<b>Total - Sales of Goods and Services</b>	<b>1,750,000,000</b>	<b>1,723,066,738</b>	<b>173,900,785</b>	<b>200,834,047</b>
<b>143</b>	<b><u>Fines, Penalties and Forfeits</u></b>				
14310001	Judicial	250,000,000	218,153,112	-	31,846,888
14310002	Road Transport - Penalty Fees for Parking Offences	25,000,000	14,064,812	-	10,935,188
14310003	Treasury	15,000,000	12,026,165	-	2,973,835
	<b>Total - Fines, Penalties and Forfeits</b>	<b>290,000,000</b>	<b>244,244,089</b>	<b>-</b>	<b>45,755,911</b>
<b>145</b>	<b><u>Miscellaneous Revenue</u></b>				
14599003	Transfer of Surplus Cash Balances from Miscellaneous Statutory Bodies and Special Funds	500,000,000	355,198,754	-	144,801,246
14599004	Contribution in respect of Tourism Development Projects on State Lands	-	10,494,900	10,494,900	-
14599999	Other Miscellaneous, incl. Unidentified Revenues	140,000,000	156,669,017	16,669,017	-
	<b>Total - Miscellaneous Revenue</b>	<b>640,000,000</b>	<b>522,362,671</b>	<b>27,163,917</b>	<b>144,801,246</b>
	<b>TOTAL - OTHER REVENUE</b>	<b>8,430,000,000</b>	<b>6,418,761,979</b>	<b>294,517,852</b>	<b>2,305,755,873</b>
	<i>Net amount under the Estimates</i>				<b>2,011,238,021</b>
	<b>TOTAL RECURRENT REVENUE</b>	<b>87,600,000,000</b>	<b>86,017,736,191</b>	<b>2,701,244,334</b>	<b>4,283,508,143</b>
	<i>Net amount under the Estimates</i>				<b>1,582,263,809</b>

## STATEMENT D

Detailed Statement of Revenue of the Consolidated Fund  
for the financial year 2015-2016

Code	Description of Revenue Items	Original Estimate of Revenue Rs	Actual Revenue Rs	Over the Estimate Rs	Under the Estimate Rs
<b>13</b>	<b>CAPITAL REVENUE</b>				
	<b>EXTERNAL GRANTS</b>				
<b>131</b>	<b>Grants from Foreign Governments</b>				
13110501	Government of Japan	251,000,000	-	-	251,000,000
13120300	Government of the People's Republic of China	120,000,000	114,544,485	-	5,455,515
13120301	Government of the Republic of India	453,000,000	-	-	453,000,000
13120302	Government of United Kingdom	1,000,000	398,844	-	601,156
	<b>Total - Grants from Foreign Governments</b>	<b>825,000,000</b>	<b>114,943,329</b>	<b>-</b>	<b>710,056,671</b>
<b>132</b>	<b>Grants from International Organisations</b>				
13210001	Global Fund to Fight AIDS, Tuberculosis and Malaria	24,400,000	17,394,334	-	7,005,666
13210002	AFD - Programme de Renforcement des Capacites Commerciales	3,000,000	-	-	3,000,000
13210003	GEF - Persistent Organic Pollutants	310,000	310,000	-	-
13210004	GEF - Energy Efficiency and Conservation	26,529,000	19,701,708	-	6,827,292
13210005	ADB - Debt Management	-	1,906,624	1,906,624	-
13210006	ADB - Statistical Capacity Building	10,000,000	4,834,989	-	5,165,011
13210008	ADB - iTEAMS Project	25,000,000	-	-	25,000,000
13210032	AFD - Restructuring of Employment Information Centres	2,000,000	-	-	2,000,000
13210040	GEF - Nationally Appropriate Mitigation Action	10,770,000	-	-	10,770,000
13210041	GEF - Third National Communication	10,182,000	1,868,368	-	8,313,632
13210043	GEF - Minimata Convention on Mercury	4,571,000	187,694	-	4,383,306
13210060	EU- Mauritius Fisheries Partnership Agreement	17,400,000	-	-	17,400,000
13210760	UNEP - Global Fuel Economy Initiative	-	-	-	-
13210761	UNEP - Institutional Strengthening Fund	600,000	165,020	-	434,980
13210762	UNEP - Switch Africa Green	1,395,000	450,411	-	944,589
13210780	Multilateral Fund - HCFC Phase out Management Plan	227,000	33,008	-	193,993
13210801	COMESA RISM - Regional Integration Implementation Programme	-	27,075,711	27,075,711	-
13210900	IAEA - Nuclear Medicine Project	5,000,000	-	-	5,000,000
13220611	EDF - Decentralised Cooperation Programme	135,000,000	36,069,757	-	98,930,243
13220616	EDF- Accompanying Measures for Economic Restructuring	1,106,101,000	-	-	1,106,101,000
13220617	EDF- Global Climate Change Alliance Plus	27,375,000	-	-	27,375,000
13220619	EDF- Water Sector Development in Rodrigues	75,000,000	63,236,973	-	11,763,027
13220620	EDF- Regional Interim Economic Partnership Agreement	98,390,000	-	-	98,390,000
13220621	EDF- General Budget Support under 11th EDF	72,270,000	-	-	72,270,000
13220703	ICF - Modernisation of Property Registration	11,516,000	16,351,898	4,835,898	-
	<i>Carried forward</i>	1,667,036,000	189,586,495	33,818,233	1,511,267,738

## STATEMENT D

Detailed Statement of Revenue of the Consolidated Fund  
for the financial year 2015-2016

Code	Description of Revenue Items	Original Estimate of Revenue Rs	Actual Revenue Rs	Over the Estimate Rs	Under the Estimate Rs
<b>13</b>	<b>External Grants - continued</b>				
<b>132</b>	<b>Grants from International Organisations - continued</b>				
	<i>Brought forward</i>	1,667,036,000	189,586,495	33,818,233	1,511,267,738
13220720	UNDP - Protected Area Network Project	36,000,000	12,023,366	-	23,976,634
13220801	AFB - Climate Change Adaptation Programme	55,800,000	16,412,058	-	39,387,942
13220999	Miscellaneous	11,164,000	428,740	-	10,735,260
	<b>Total - Grants from International Organisations</b>	<b>1,770,000,000</b>	<b>218,450,659</b>	<b>33,818,233</b>	<b>1,585,367,574</b>
	<b>TOTAL - EXTERNAL GRANTS</b>	<b>2,595,000,000</b>	<b>333,393,988</b>	<b>33,818,233</b>	<b>2,295,424,245</b>
<b>14</b>	<b>OTHER REVENUE</b>				
<b>145</b>	<b>Miscellaneous Revenue</b>				
14599002	Transfers from Special Funds	605,000,000	1,911,269,482	1,306,269,482	-
	<b>Total - Other Revenue</b>	<b>605,000,000</b>	<b>1,911,269,482</b>	<b>1,306,269,482</b>	<b>-</b>
	<b>TOTAL - CAPITAL REVENUE</b>	<b>3,200,000,000</b>	<b>2,244,663,470</b>	<b>1,340,087,715</b>	<b>2,295,424,245</b>
	<i>Net amount under the Estimates</i>				<b>955,336,530</b>
	<b>TOTAL RECURRENT AND CAPITAL REVENUE</b>	<b>90,800,000,000</b>	<b>88,262,399,662</b>	<b>4,041,332,049</b>	<b>6,578,932,388</b>
	<i>Net amount under the Estimates</i>				<b>2,537,600,339</b>
	<b>REIMBURSEMENTS OF LOANS FROM PUBLIC ENTERPRISES</b>				
<b>321</b>	<b>Domestic</b>				
<b>3214</b>	<b>Loans</b>				
<b>32140</b>	<b>Reimbursements of Loans</b>				
001	Industrial and Vocational Training Board	-	51,340,922	51,340,922	-
002	Irrigation Authority	6,320,000	-	-	6,320,000
100	Pamplemousses/Riviere du Rempart District Council	2,100,000	2,100,000	-	-
121	Rodrigues Regional Assembly	2,120,000	117,000	-	2,003,000
200	Development Bank of Mauritius Ltd	15,710,000	11,682,245	-	4,027,755
301	Mauritius Housing Company Ltd	2,450,000	2,456,619	6,619	-
302	Build Mauritius Fund	1,500,000,000	2,300,100,000	800,100,000	-
500	Agricultural Marketing Board	2,030,000	18,058	-	2,011,942
501	Business Parks of Mauritius Ltd	59,225,000	49,152,459	-	10,072,541
502	Central Electricity Board	282,140,000	584,582,835	302,442,835	-
503	Central Water Authority	128,020,000	189,094,143	61,074,143	-
506	National Housing Development Company Ltd	16,020,000	22,151,021	6,131,021	-
508	Rose Belle Sugar Estate Board	2,335,000	360,000	-	1,975,000
509	Mauritius Broadcasting Corporation	41,080,000	-	-	41,080,000
511	Mauritius Shipping Corporation Ltd	26,600,000	-	-	26,600,000
513	Airports of Mauritius Co Ltd	37,800,000	44,207,680	6,407,680	-
518	Mauritius Cane Industry Authority	1,350,000	1,284,489	-	65,511
700	Repatriation Expenses	500,000	205,627	-	294,373
	<b>Total - Reimbursements of Loans</b>	<b>2,125,800,000</b>	<b>3,258,853,098</b>	<b>1,227,503,220</b>	<b>94,450,122</b>
	<i>Net amount over the Estimates</i>			<b>1,133,053,098</b>	

## STATEMENT D

Detailed Statement of Revenue of the Consolidated Fund  
for the financial year 2015-2016

Code	Description of Revenue Items	Original Estimate of Revenue Rs	Actual Revenue Rs	Over the Estimate Rs	Under the Estimate Rs
<b>32150</b>	<b>Equity Sales</b>	<b>267,000,000</b>	<b>530,374,620</b>	<b>263,374,620</b>	-
036	Port Louis Fund Ltd	100,000,000	154,838,163	54,838,163	-
201	NIT Local Equity Fund	50,000,000	75,250,000	25,250,000	-
202	NIT Global Opportunities Fund	20,000,000	55,311,807	35,311,807	-
203	NMF Property Trust	15,000,000	18,888,626	3,888,626	-
204	NMF General Fund	7,000,000	13,542,000	6,542,000	-
252	National Investment Trust	75,000,000	75,544,025	544,025	-
309	Central Electricity Board	-	137,000,000	137,000,000	-
	<b>Total - Equity Sales</b>	<b>267,000,000</b>	<b>530,374,620</b>	<b>263,374,620</b>	-
	<i>Net amount over the Estimates</i>			<b>263,374,620</b>	
<b>32310101</b>	<b>IMF SDR Sales</b>	-	72,790,866	72,790,866	-
	<b>Total - IMF SDR Sales</b>	-	<b>72,790,866</b>	<b>72,790,866</b>	-
	<i>Net amount over the Estimates</i>			<b>72,790,866</b>	
	<b>Financing of Government Borrowing Requirement</b>				
<b>33</b>	<b>Net Borrowing Requirement</b>				
<b>331</b>	<b>DOMESTIC SOURCES</b>				
33130002	Issue of Government Securities (Note 1)	18,000,000,000	21,386,382,848	3,386,382,848	-
	<b>Total - Issue of Government Securities</b>	<b>18,000,000,000</b>	<b>21,386,382,848</b>	<b>3,386,382,848</b>	-
	<i>Net amount over the Estimates</i>			<b>3,386,382,848</b>	
<b>332</b>	<b>FOREIGN SOURCES</b>				
<b>33240</b>	<b>Loans from Foreign Governments</b>				
100	Government of the People 's Republic of China				
	(a) Bagatelle Dam	605,400,000	445,197,411	-	160,202,589
	(c) Economic & Technical Cooperation Projects	163,600,000	-	-	163,600,000
101	Government of the Republic of India				
	(b) Line of credit:				
	Interceptor Boats	116,650,000	349,728,000	233,078,000	-
	Dornier Aircraft	339,350,000	87,202,500	-	252,147,500
	Waterjet Fast Attack Boat	222,700,000	162,585,000	-	60,115,000
409	Government of Japan				
	(a) Grand Baie Sewerage Project (Phase 1B)	2,200,000	10,571,483	8,371,483	-
	<b>Loans from International Organisations</b>				
302	Arab Bank for Economic Development in Africa				
	(a) Waste Management Project - Hazardous Waste Complex	63,650,000	-	-	63,650,000
	(c) Pailles Guibies Sewerage Project	106,050,000	6,320,494	-	99,729,506
303	OPEC Fund for International Development				
	(b) Pailles Guibies Sewerage Project	141,400,000	7,944,756	-	133,455,244
	<i>Carried forward</i>	<b>1,761,000,000</b>	<b>1,069,549,644</b>	<b>241,449,483</b>	<b>932,899,839</b>

## STATEMENT D

Detailed Statement of Revenue of the Consolidated Fund  
for the financial year 2015-2016

Code	Description of Revenue Items	Original Estimate of Revenue Rs	Actual Revenue Rs	Over the Estimate Rs	Under the Estimate Rs
332	<b>FOREIGN SOURCES - <i>continued</i></b>				
33240	<b>Loans from Foreign Governments - <i>continued</i></b>				
	<i>Brought forward</i>	1,761,000,000	1,069,549,644	241,449,483	932,899,839
401	Agence Francaise de Developpement				
	(b) Loan for restructuring of Cargo Handling Corporation Ltd	471,000,000	173,035,254	-	297,964,746
	Drawdowns from existing project loans and/or new project loans that may be negotiated	500,000,000	-	-	500,000,000
	<b>TOTAL - LOANS FROM EXTERNAL SOURCES</b>	<b>2,732,000,000</b>	<b>1,242,584,898</b>	<b>241,449,483</b>	<b>1,730,864,585</b>
	<i>Net amount under the Estimates</i>				<b>1,489,415,102</b>
<b>GRAND TOTAL REVENUE</b>		<b>113,924,800,000</b>	<b>114,753,385,992</b>	<b>9,232,833,085</b>	<b>8,404,247,095</b>
<i>Net amount over the Estimates</i>				<b>828,585,990</b>	

Note 1

Issue of Government Bonds

6 October 2016



**C. ROMOOAH**  
Accountant-General

## STATEMENT D 1

Detailed Statement of Expenditure of the Consolidated Fund  
for the financial year 2015-2016

Item No.	Details	Appropriation (a) Rs	Total Provisions after Supplementary Appropriation and Virement (b) Rs	Actual Expenditure (c) Rs	(Over)/Under Appropriation (a-c) Rs	(Over)/Under Total Provision (b-c) Rs
<b>Vote 1-1: Office of the President</b>						
<b>Recurrent Expenditure</b>		<b>51,600,000</b>	<b>51,600,000</b>	<b>49,868,659</b>	<b>1,731,341</b>	<b>1,731,341</b>
<b>21</b>	<b>Compensation of Employees</b>	<b>35,250,000</b>	<b>35,175,000</b>	<b>35,102,181</b>	<b>147,819</b>	<b>72,819</b>
21110	Personal Emoluments	30,875,000	29,980,000	29,935,497	939,503	44,503
21110001	Basic Salary	24,995,000	24,200,000	24,188,062	806,938	11,938
21110002	Salary Compensation-2015	700,000	565,000	562,217	137,783	2,783
21110004	Allowances	1,850,000	2,350,000	2,340,766	(490,766)	9,234
21110006	Cash in lieu of leave	900,000	760,000	750,865	149,135	9,135
21110009	End-of-year Bonus	2,155,000	1,835,000	1,831,823	323,177	3,177
21110010	Service to Mauritius Programme	275,000	270,000	261,764	13,236	8,236
21111	Other Staff Costs	4,025,000	4,795,000	4,777,627	(752,627)	17,373
21111002	Travelling and Transport	2,500,000	2,515,000	2,511,319	(11,319)	3,681
21111100	Overtime	1,500,000	2,255,000	2,241,309	(741,309)	13,691
21111200	Staff Welfare	25,000	25,000	25,000		
21210	Social Contributions	350,000	400,000	389,056	(39,056)	10,944
<b>22</b>	<b>Goods and Services</b>	<b>16,350,000</b>	<b>16,425,000</b>	<b>14,766,479</b>	<b>1,583,521</b>	<b>1,658,521</b>
22010	Cost of Utilities	1,650,000	1,625,000	1,582,052	67,948	42,948
22020	Fuel and Oil	1,200,000	1,260,000	1,258,001	(58,001)	1,999
22040	Office Equipment and Furniture	600,000	600,000	359,285	240,715	240,715
22050	Office Expenses	1,025,000	1,050,000	1,041,209	(16,209)	8,791
22060	Maintenance	6,150,000	5,350,000	4,139,026	2,010,974	1,210,974
22100	Publications and Stationery	725,000	665,000	592,726	132,274	72,274
22120	Fees	100,000	40,000	17,000	83,000	23,000
22900	Other Goods and Services	4,900,000	5,835,000	5,777,180	(877,180)	57,820
<b>Capital Expenditure</b>		<b>9,000,000</b>	<b>9,000,000</b>	<b>3,174,655</b>	<b>5,825,345</b>	<b>5,825,345</b>
<b>31</b>	<b>Acquisition of Non-Financial Assets</b>	<b>9,000,000</b>	<b>9,000,000</b>	<b>3,174,655</b>	<b>5,825,345</b>	<b>5,825,345</b>
31112	Non-Residential Buildings	9,000,000	8,907,229	3,081,884	5,918,116	5,825,345
31112001	Construction of Office Buildings (Ex Samuel Quarters)	4,200,000	3,818,910	-	4,200,000	3,818,910
31112041	Construction of Agricultural Store	-	288,319	288,319	(288,319)	-
31112417	Upgrading of Buildings	4,800,000	4,800,000	2,793,565	2,006,435	2,006,435
<b>Total - Vote 1-1: Office of the President</b>		<b>60,600,000</b>	<b>60,600,000</b>	<b>53,043,314</b>	<b>7,556,686</b>	<b>7,556,686</b>
<b>Vote 1-2: Office of the Vice-President</b>						
<b>Recurrent Expenditure</b>		<b>14,100,000</b>	<b>14,100,000</b>	<b>10,863,464</b>	<b>3,236,536</b>	<b>3,236,536</b>
<b>21</b>	<b>Compensation of Employees</b>	<b>8,795,000</b>	<b>8,795,000</b>	<b>8,066,379</b>	<b>728,621</b>	<b>728,621</b>
21110	Personal Emoluments	8,070,000	8,070,000	7,411,926	658,074	658,074
21110001	Basic Salary	4,920,000	4,920,000	4,514,897	405,103	405,103
21110002	Salary Compensation-2015	100,000	100,000	60,394	39,606	39,606
21110004	Allowances	900,000	900,000	766,422	133,578	133,578
21110005	Extra Assistance	1,600,000	1,600,000	1,555,234	44,766	44,766
21110006	Cash in lieu of leave	150,000	150,000	130,417	19,583	19,583
21110009	End-of-year Bonus	400,000	400,000	384,562	15,438	15,438
21111	Other Staff Costs	685,000	685,000	618,805	66,195	66,195
21111002	Travelling and Transport	650,000	650,000	613,805	36,195	36,195
21111100	Overtime	30,000	30,000	-	30,000	30,000
21111200	Staff Welfare	5,000	5,000	5,000	-	-
21210	Social Contributions	40,000	40,000	35,648	4,352	4,352

## STATEMENT D 1

Detailed Statement of Expenditure of the Consolidated Fund  
for the financial year 2015-2016

Item No.	Details	Appropriation (a) Rs	Total Provisions after Supplementary Appropriation and Virement (b) Rs	Actual Expenditure (c) Rs	(Over)/Under Appropriation (a-c) Rs	(Over)/Under Total Provision (b-c) Rs
<b>Vote 1-2: Office of the Vice-President - continued</b>						
<b>22</b>	<b>Goods and Services</b>	<b>5,305,000</b>	<b>5,305,000</b>	<b>2,797,085</b>	<b>2,507,915</b>	<b>2,507,915</b>
22010	Cost of Utilities	420,000	420,000	366,022	53,978	53,978
22020	Fuel and Oil	575,000	575,000	313,399	261,601	261,601
22030	Rent	850,000	850,000	840,000	10,000	10,000
22040	Office Equipment and Furniture	350,000	350,000	160,022	189,979	189,979
22050	Office Expenses	180,000	180,000	128,451	51,549	51,549
22060	Maintenance	545,000	545,000	350,141	194,859	194,859
22100	Publications and Stationery	105,000	105,000	62,517	42,483	42,483
22120	Fees	5,000	5,000	-	5,000	5,000
22900	Other Goods and Services	2,275,000	2,275,000	576,533	1,698,467	1,698,467
<b>Total - Vote 1-2: Office of the Vice-President</b>		<b>14,100,000</b>	<b>14,100,000</b>	<b>10,863,464</b>	<b>3,236,536</b>	<b>3,236,536</b>
<b>Vote 1-3: National Assembly</b>						
<b>Recurrent Expenditure</b>		<b>166,000,000</b>	<b>181,590,000</b>	<b>175,171,871</b>	<b>(9,171,871)</b>	<b>6,418,129</b>
<b>21</b>	<b>Compensation of Employees</b>	<b>139,571,000</b>	<b>145,678,000</b>	<b>144,734,145</b>	<b>(5,163,145)</b>	<b>943,855</b>
21110	Personal Emoluments	105,561,000	108,559,000	108,359,283	(2,798,283)	199,717
21110001	Basic Salary	69,541,000	69,911,000	69,901,611	(360,611)	9,389
21110002	Salary Compensation-2015	720,000	690,000	683,608	36,392	6,392
21110004	Allowances	10,000,000	13,130,000	13,142,347	(3,142,347)	(12,347)
21110006	Cash in lieu of leave	400,000	62,000	750	399,250	61,250
21110008	Facilities Allowance to Honourable Members	19,000,000	19,126,000	18,991,447	8,553	134,553
21110009	End-of-year Bonus	5,900,000	5,640,000	5,639,519	260,481	481
21111	Other Staff Costs	33,810,000	36,909,000	36,165,813	(2,355,813)	743,187
21111001	Wages	16,500,000	16,619,000	16,501,616	(1,616)	117,384
21111002	Travelling and Transport	14,300,000	17,280,000	16,727,954	(2,427,954)	552,046
21111100	Overtime	3,000,000	3,000,000	2,936,243	63,757	63,757
21111200	Staff Welfare	10,000	10,000	-	10,000	10,000
21210	Social Contributions	200,000	210,000	209,049	(9,049)	951
<b>22</b>	<b>Goods and Services</b>	<b>19,019,000</b>	<b>28,452,000</b>	<b>23,128,824</b>	<b>(4,109,824)</b>	<b>5,323,176</b>
22010	Cost of Utilities	815,000	965,000	901,793	(86,793)	63,207
22040	Office Equipment and Furniture	1,000,000	1,635,000	1,615,680	(615,680)	19,320
22050	Office Expenses	1,025,000	1,025,000	851,362	173,638	173,638
22060	Maintenance	6,960,000	5,960,000	5,033,243	1,926,757	926,757
22100	Publications and Stationery	1,850,000	2,480,000	2,428,525	(578,525)	51,475
22120	Fees	300,000	200,000	28,638	271,362	171,362
22900	Other Goods and Services	7,069,000	16,187,000	12,269,583	(5,200,583)	3,917,417
<b>26</b>	<b>Grants</b>	<b>7,010,000</b>	<b>7,060,000</b>	<b>6,908,903</b>	<b>101,097</b>	<b>151,097</b>
26210	Contribution to International Organisations	7,010,000	7,060,000	6,908,903	101,097	151,097
	<i>of which</i>					
26210005	Commonwealth Parliamentary Association Branch	1,500,000	1,550,000	1,499,661	339	50,339
26210010	SADC Parliamentary Forum	4,300,000	4,186,000	4,170,504	129,497	15,497



## STATEMENT D 1

Detailed Statement of Expenditure of the Consolidated Fund  
for the financial year 2015-2016

Item No.	Details	Appropriation (a) Rs	Total Provisions after Supplementary Appropriation and Virement (b) Rs	Actual Expenditure (c) Rs	(Over)/Under Appropriation (a-c) Rs	(Over)/Under Total Provision (b-c) Rs
<b>Vote 1-3: National Assembly - continued</b>						
28	<b>Other Expense</b>	<b>400,000</b>	<b>400,000</b>	<b>400,000</b>	-	-
28211	Transfers to Non Profit Institutions	400,000	400,000	400,000	-	-
28211012	Assemblée Parlementaire de la Francophonie	200,000	200,000	200,000	-	-
28211013	Commonwealth Parliamentary Association	200,000	200,000	200,000	-	-
<b>Capital Expenditure</b>		<b>4,000,000</b>	<b>4,000,000</b>	<b>3,469,116</b>	<b>530,884</b>	<b>530,884</b>
31	<b>Acquisition of Non-Financial Assets</b>	<b>4,000,000</b>	<b>4,000,000</b>	<b>3,469,116</b>	<b>530,884</b>	<b>530,884</b>
31132	Intangible Fixed Assets	4,000,000	4,000,000	3,469,116	530,884	530,884
31132401	e-Parliament Project	4,000,000	4,000,000	3,469,116	530,884	530,884
<b>Total - Vote 1-3: National Assembly</b>		<b>170,000,000</b>	<b>185,590,000</b>	<b>178,640,987</b>	<b>(8,640,987)</b>	<b>6,949,013</b>
<b>Vote 1-4: Electoral Supervisory Commission and Electoral Boundaries Commission</b>						
<b>Recurrent Expenditure</b>		<b>2,200,000</b>	<b>2,200,000</b>	<b>2,093,655</b>	<b>106,345</b>	<b>106,345</b>
21	<b>Compensation of Employees</b>	<b>1,605,000</b>	<b>1,605,000</b>	<b>1,588,150</b>	<b>16,850</b>	<b>16,850</b>
21110	Personal Emoluments	1,600,000	1,600,000	1,588,150	11,850	11,850
21110001	Basic Salary	1,354,000	1,354,000	1,353,600	400	400
21110004	Allowances	246,000	246,000	234,550	11,450	11,450
21111	Other Staff Costs	5,000	5,000	-	5,000	5,000
22	<b>Goods and Services</b>	<b>595,000</b>	<b>595,000</b>	<b>505,505</b>	<b>89,495</b>	<b>89,495</b>
22010	Cost of Utilities	107,000	92,000	81,810	25,190	10,190
22040	Office Equipment and Furniture	75,000	-	-	75,000	-
22050	Office Expenses	56,000	16,000	4,025	51,975	11,975
22060	Maintenance	12,250	12,250	-	12,250	12,250
22100	Publications and Stationery	23,550	13,550	40	23,510	13,510
22120	Fees	200,000	403,000	402,500	(202,500)	500
22170	Travelling within the Republic of Mauritius	100,000	57,000	17,130	82,870	39,870
22900	Other Goods and Services	21,200	1,200	-	21,200	1,200
<b>Total - Vote 1-4: Electoral Supervisory Commission and Electoral Boundaries Commission</b>		<b>2,200,000</b>	<b>2,200,000</b>	<b>2,093,655</b>	<b>106,345</b>	<b>106,345</b>
<b>Vote 1-5: Office of the Electoral Commissioner</b>						
<b>Recurrent Expenditure</b>		<b>61,200,000</b>	<b>177,300,000</b>	<b>175,337,962</b>	<b>(114,137,962)</b>	<b>1,962,038</b>
21	<b>Compensation of Employees</b>	<b>35,925,000</b>	<b>34,375,000</b>	<b>33,681,473</b>	<b>2,243,527</b>	<b>693,527</b>
21110	Personal Emoluments	32,299,000	30,682,000	30,132,861	2,166,139	549,139
21110001	Basic Salary	23,402,000	23,952,000	23,945,527	(543,527)	6,473
21110002	Salary Compensation-2015	548,000	548,000	466,166	81,834	81,834
21110004	Allowances	900,000	1,080,000	1,040,300	(140,300)	39,700
21110005	Extra Assistance	4,290,000	1,993,000	1,715,051	2,574,949	277,949
21110006	Cash in lieu of leave	1,125,000	1,075,000	936,294	188,706	138,706
21110009	End-of-year Bonus	2,034,000	2,034,000	2,029,523	4,477	4,477

## STATEMENT D 1

Detailed Statement of Expenditure of the Consolidated Fund  
for the financial year 2015-2016

Item No.	Details	Appropriation (a) Rs	Total Provisions after Supplementary Appropriation and Virement (b) Rs	Actual Expenditure (c) Rs	(Over)/Under Appropriation (a-c) Rs	(Over)/Under Total Provision (b-c) Rs
<b>Vote 1-5: Office of the Electoral Commissioner - continued</b>						
<b>21</b>	<b>Compensation of Employees - continued</b>					
21111	Other Staff Costs	3,306,000	3,361,000	3,222,850	83,150	138,150
21111002	Travelling and Transport	3,100,000	3,100,000	2,969,311	130,689	130,689
21111100	Overtime	200,000	255,000	253,539	(53,539)	1,461
21111200	Staff Welfare	6,000	6,000	-	6,000	6,000
21210	Social Contributions	320,000	332,000	325,762	(5,762)	6,238
<b>22</b>	<b>Goods and Services</b>	<b>24,475,000</b>	<b>141,863,000</b>	<b>140,596,595</b>	<b>(116,121,595)</b>	<b>1,266,405</b>
22010	Cost of Utilities	1,875,000	1,775,000	1,603,283	271,717	171,717
22020	Fuel and Oil	50,000	50,000	43,722	6,278	6,278
22030	Rent	10,800,000	10,800,000	10,737,656	62,344	62,344
22040	Office Equipment and Furniture	500,000	500,000	332,532	167,468	167,468
22050	Office Expenses	250,000	270,000	259,762	(9,762)	10,238
22060	Maintenance	1,100,000	1,100,000	1,057,305	42,695	42,695
22070	Cleaning Services	500,000	530,000	527,388	(27,388)	2,613
22100	Publications and Stationery	2,250,000	1,788,000	1,540,600	709,400	247,400
22120	Fees of which	6,100,000	124,200,000	123,863,975	(117,763,975)	336,025
22120015	Fees icw Registration of Electors	6,000,000	17,000,000	16,783,994	(10,783,994)	216,006
22120016	Fees icw Elections	-	107,100,000	107,070,981	(107,070,981)	29,019
22170	Travelling within the Republic of Mauritius	500,000	300,000	182,286	317,714	117,714
22900	Other Goods and Services	550,000	550,000	448,086	101,914	101,914
<b>26</b>	<b>Grants</b>	<b>800,000</b>	<b>1,062,000</b>	<b>1,059,894</b>	<b>(259,894)</b>	<b>2,106</b>
26210	Contribution to International Organisations	800,000	1,062,000	1,059,894	(259,894)	2,106
<b>Capital Expenditure</b>		<b>3,500,000</b>	<b>3,500,000</b>	<b>1,067,225</b>	<b>2,432,775</b>	<b>2,432,775</b>
<b>31</b>	<b>Acquisition of Non-Financial Assets</b>	<b>3,500,000</b>	<b>3,500,000</b>	<b>1,067,225</b>	<b>2,432,775</b>	<b>2,432,775</b>
31122	Other Machinery & Equipment	3,500,000	3,500,000	1,067,225	2,432,775	2,432,775
31122402	Upgrading of ICT Equipment	3,500,000	3,500,000	1,067,225	2,432,775	2,432,775
<b>Total - Vote 1-5: Office of the Electoral Commissioner</b>		<b>64,700,000</b>	<b>180,800,000</b>	<b>176,405,187</b>	<b>(111,705,187)</b>	<b>4,394,813</b>
<b>Vote 1-6: The Judiciary</b>						
<b>Recurrent Expenditure</b>		<b>536,664,000</b>	<b>554,149,000</b>	<b>528,559,581</b>	<b>8,104,419</b>	<b>25,589,419</b>
<b>21</b>	<b>Compensation of Employees</b>	<b>415,010,000</b>	<b>384,822,000</b>	<b>366,198,252</b>	<b>48,811,748</b>	<b>18,623,748</b>
21110	Personal Emoluments	360,105,000	329,917,000	316,251,560	43,853,440	13,665,440
21110001	Basic Salary	279,381,000	253,938,000	244,368,612	35,012,388	9,569,388
21110002	Salary Compensation-2015	4,946,000	4,046,000	3,815,629	1,130,371	230,371
21110004	Allowances	36,800,000	36,800,000	33,949,728	2,850,272	2,850,272
21110005	Extra Assistance	1,133,000	983,000	723,600	409,400	259,400
21110006	Cash in lieu of leave	12,500,000	12,500,000	12,217,437	282,563	282,563
21110009	End-of-year Bonus	23,720,000	20,820,000	20,562,056	3,157,944	257,944
21110010	Service to Mauritius Programme	1,625,000	830,000	614,497	1,010,503	215,503
21111	Other Staff Costs	51,549,000	51,549,000	47,295,270	4,253,730	4,253,730
21111001	Wages	504,000	504,000	504,000	-	-
21111002	Travelling and Transport	46,000,000	45,050,000	40,822,123	5,177,877	4,227,877
21111100	Overtime	5,000,000	5,950,000	5,927,458	(927,458)	22,542
21111200	Staff Welfare	45,000	45,000	41,689	3,311	3,311
21210	Social Contributions	3,356,000	3,356,000	2,651,422	704,578	704,578

## STATEMENT D 1

Detailed Statement of Expenditure of the Consolidated Fund  
for the financial year 2015-2016

Item No.	Details	Appropriation (a) Rs	Total Provisions after Supplementary Appropriation and Virement (b) Rs	Actual Expenditure (c) Rs	(Over)/Under Appropriation (a-c) Rs	(Over)/Under Total Provision (b-c) Rs
<b>Vote 1-6: The Judiciary - continued</b>						
<b>22</b>	<b>Goods and Services</b>	<b>112,594,000</b>	<b>160,172,000</b>	<b>154,112,523</b>	<b>(41,518,523)</b>	<b>6,059,477</b>
22010	Cost of Utilities	20,700,000	21,165,000	20,433,362	266,638	731,638
22020	Fuel and Oil	218,000	228,000	226,256	(8,256)	1,744
22030	Rent	23,713,000	23,713,000	22,959,189	753,811	753,811
22040	Office Equipment and Furniture	7,500,000	7,500,000	7,219,740	280,260	280,260
22040001	Office Equipment	4,500,000	4,500,000	4,490,087	9,913	9,913
22040002	Office Furniture	3,000,000	3,000,000	2,729,653	270,347	270,347
22050	Office Expenses	1,553,000	1,896,000	1,878,817	(325,817)	17,183
22060	Maintenance	26,210,000	66,203,000	64,768,709	(38,558,709)	1,434,291
22070	Cleaning Services	2,500,000	2,500,000	2,410,553	89,447	89,447
22090	Security Services	4,000,000	4,000,000	2,457,407	1,542,593	1,542,593
22100	Publications and Stationery	8,300,000	9,875,000	9,744,576	(1,444,576)	130,424
22120	Fees of which	15,100,000	17,670,000	17,140,288	(2,040,288)	529,712
22120005	Fees to Witnesses	12,000,000	13,570,000	13,476,003	(1,476,003)	93,997
22900	Other Goods and Services	2,800,000	5,422,000	4,873,626	(2,073,626)	548,374
<b>26</b>	<b>Grants</b>	<b>5,560,000</b>	<b>5,655,000</b>	<b>5,240,259</b>	<b>319,741</b>	<b>414,741</b>
26210	Contribution to International Organisations	560,000	655,000	240,259	319,741	414,741
26313	Extra-Budgetary Units	5,000,000	5,000,000	5,000,000	-	-
26313126	Institute for Judicial and Legal Studies	5,000,000	5,000,000	5,000,000	-	-
<b>27</b>	<b>Social Benefits</b>	<b>1,500,000</b>	<b>1,500,000</b>	<b>1,195,240</b>	<b>304,760</b>	<b>304,760</b>
27210	Social Assistance Benefits in Cash	1,500,000	1,500,000	1,195,240	304,760	304,760
27210010	Legal Assistance in "in forma pauperis"	1,500,000	1,500,000	1,195,240	304,760	304,760
<b>28</b>	<b>Other Expense</b>	<b>2,000,000</b>	<b>2,000,000</b>	<b>1,813,307</b>	<b>186,693</b>	<b>186,693</b>
28211	Transfers to Non Profit Institutions	2,000,000	2,000,000	1,813,307	186,693	186,693
28211006	Council of Legal Education	2,000,000	2,000,000	1,813,307	186,693	186,693
<b>Capital Expenditure</b>		<b>63,336,000</b>	<b>62,736,000</b>	<b>29,934,915</b>	<b>33,401,085</b>	<b>32,801,085</b>
<b>31</b>	<b>Acquisition of Non-Financial Assets</b>	<b>63,336,000</b>	<b>62,736,000</b>	<b>29,934,915</b>	<b>33,401,085</b>	<b>32,801,085</b>
31112	Non-Residential Buildings	28,650,000	27,705,000	8,545,535	20,104,465	19,159,465
31112415	Upgrading of Courts	28,650,000	27,705,000	8,545,535	20,104,465	19,159,465
	(a) Supreme Court	10,000,000	9,055,000	311,204	9,688,796	8,743,796
	(b) New Court House	8,650,000	8,650,000	5,838,748	2,811,252	2,811,252
	(c) Other Courts	10,000,000	10,000,000	2,395,583	7,604,417	7,604,417
31121	Transport Equipment	-	945,000	945,000	(945,000)	-
31122	Other Machinery & Equipment	19,000,000	18,400,000	9,678,072	9,321,928	8,721,928
31122802	Acquisition of IT Equipment	19,000,000	18,400,000	9,678,072	9,321,928	8,721,928
	(a) Hosting of Library Information (N 1)	7,000,000	5,394,900	3,868,416	3,131,584	1,526,484
	(b) Replacement of IT Equipment	4,000,000	5,005,100	4,877,420	(877,420)	127,680
	(c) Revamping of Digital Court Recording System	5,000,000	5,000,000	-	5,000,000	5,000,000
	(d) Video Conferencing System - Bail and Remand Court (N 1)	3,000,000	3,000,000	932,236	2,067,764	2,067,764

## STATEMENT D 1

Detailed Statement of Expenditure of the Consolidated Fund  
for the financial year 2015-2016

Item No.	Details	Appropriation (a) Rs	Total Provisions after Supplementary Appropriation and Virement (b) Rs	Actual Expenditure (c) Rs	(Over)/Under Appropriation (a-c) Rs	(Over)/Under Total Provision (b-c) Rs
<b>Vote 1-6: The Judiciary - continued</b>						
<b>31</b>	<b>Acquisition of Non-Financial Assets - contd.</b>					
31132	Intangible Fixed Assets	15,686,000	15,686,000	10,766,307	4,919,693	4,919,693
31132401	Upgrading of ICT Infrastructure					
	(a) e-Judiciary Project - Phase I	15,686,000	15,686,000	10,766,307	4,919,693	4,919,693
<b>Total - Vote 1-6: The Judiciary</b>		<b>600,000,000</b>	<b>616,885,000</b>	<b>558,494,495</b>	<b>41,505,505</b>	<b>58,390,505</b>
<b>Vote 1-7: Public and Disciplined Forces Service Commissions</b>						
<b>Recurrent Expenditure</b>		<b>67,100,000</b>	<b>75,200,000</b>	<b>69,146,445</b>	<b>(2,046,445)</b>	<b>6,053,555</b>
<b>21</b>	<b>Compensation of Employees</b>	<b>55,826,000</b>	<b>56,084,000</b>	<b>55,262,936</b>	<b>563,064</b>	<b>821,064</b>
21110	Personal Emoluments	49,361,000	47,899,000	47,452,874	1,908,126	446,126
21110001	Basic Salary	40,812,000	41,337,000	41,188,074	(376,074)	148,926
21110002	Salary Compensation-2015	821,000	696,000	694,215	126,785	1,785
21110004	Allowances	2,800,000	1,550,000	1,424,288	1,375,712	125,712
21110005	Extra Assistance	150,000	25,000	-	150,000	25,000
21110006	Cash in lieu of leave	1,145,000	1,245,000	1,142,130	2,870	102,870
21110009	End-of-year Bonus	3,633,000	3,046,000	3,004,166	628,834	41,834
21111	Other Staff Costs	6,015,000	7,720,000	7,352,315	(1,337,315)	367,685
21111001	Wages	500,000	105,000	100,800	399,200	4,200
21111002	Travelling and Transport	5,000,000	5,800,078	5,679,263	(679,263)	120,815
21111100	Overtime	500,000	1,799,922	1,557,275	(1,057,275)	242,647
21111200	Staff Welfare	15,000	15,000	14,977	23	23
21210	Social Contributions	450,000	465,000	457,748	(7,748)	7,252
<b>22</b>	<b>Goods and Services</b>	<b>11,184,000</b>	<b>19,026,000</b>	<b>13,797,355</b>	<b>(2,613,355)</b>	<b>5,228,646</b>
22010	Cost of Utilities	1,530,000	1,805,000	1,464,138	65,862	340,862
22020	Fuel and Oil	240,000	140,000	128,492	111,508	11,508
22030	Rent	279,000	351,000	343,901	(64,901)	7,099
22040	Office Equipment and Furniture	1,600,000	2,000,000	1,895,661	(295,661)	104,339
22050	Office Expenses	850,000	1,505,000	1,361,228	(511,228)	143,772
22060	Maintenance	2,010,000	5,010,000	2,230,939	(220,939)	2,779,061
22070	Cleaning Services	525,000	325,000	228,631	296,369	96,369
22100	Publications and Stationery	865,000	1,635,000	1,514,127	(649,127)	120,873
22120	Fees	1,850,000	5,350,000	3,919,583	(2,069,583)	1,430,417
22170	Travelling within the Republic of Mauritius	1,150,000	650,000	517,785	632,215	132,215
22900	Other Goods and Services	285,000	255,000	192,871	92,129	62,129
<b>26</b>	<b>Grants</b>	<b>90,000</b>	<b>90,000</b>	<b>86,155</b>	<b>3,845</b>	<b>3,845</b>
26210	Contribution to International Organisations	90,000	90,000	86,155	3,845	3,845
<b>Capital Expenditure</b>		<b>18,400,000</b>	<b>10,300,000</b>	<b>5,896,731</b>	<b>12,503,269</b>	<b>4,403,269</b>
<b>31</b>	<b>Acquisition of Non-Financial Assets</b>	<b>18,400,000</b>	<b>10,300,000</b>	<b>5,896,731</b>	<b>12,503,269</b>	<b>4,403,269</b>
31112	Non-Residential Buildings	18,100,000	7,300,000	4,078,843	14,021,157	3,221,157
31112001	Construction of New Wing at P&DFSC	17,600,000	5,800,000	3,590,082	14,009,919	2,209,919
31112401	Upgrading of Office Buildings	500,000	1,500,000	488,762	11,239	1,011,239
31121	Transport Equipment	-	1,200,000	875,000	(875,000)	325,000

## STATEMENT D 1

Detailed Statement of Expenditure of the Consolidated Fund  
for the financial year 2015-2016

Item No.	Details	Appropriation (a) Rs	Total Provisions after Supplementary Appropriation and Virement (b) Rs	Actual Expenditure (c) Rs	(Over)/Under Appropriation (a-c) Rs	(Over)/Under Total Provision (b-c) Rs
<b>Vote 1-7: Public and Disciplined Forces Service Commissions - continued</b>						
31	<b>Acquisition of Non-Financial Assets - contd.</b>					
31122	Other Machinery & Equipment	300,000	1,800,000	942,888	(642,888)	857,112
31122802	Acquisition of IT Equipment	300,000	1,800,000	942,888	(642,888)	857,112
<b>Total - Vote 1-7: Public and Disciplined Forces Service Commissions</b>		<b>85,500,000</b>	<b>85,500,000</b>	<b>75,043,176</b>	<b>10,456,824</b>	<b>10,456,824</b>
<b>Vote 1-8: Public Bodies Appeal Tribunal</b>						
<b>Recurrent Expenditure</b>		<b>12,300,000</b>	<b>12,300,000</b>	<b>11,537,556</b>	<b>762,444</b>	<b>762,444</b>
21	<b>Compensation of Employees</b>	<b>9,145,000</b>	<b>8,787,000</b>	<b>8,616,016</b>	<b>528,984</b>	<b>170,984</b>
21110	Personal Emoluments	8,360,000	8,002,000	7,848,365	511,635	153,635
21110001	Basic Salary	6,442,000	6,124,000	6,083,650	358,350	40,350
21110002	Salary Compensation-2015	108,000	108,000	78,900	29,100	29,100
21110004	Allowances	1,100,000	1,100,000	1,082,470	17,530	17,530
21110006	Cash in lieu of leave	150,000	150,000	118,273	31,727	31,727
21110009	End-of-year Bonus	560,000	520,000	485,072	74,928	34,928
21111	Other Staff Costs	725,000	725,000	720,176	4,824	4,824
21111002	Travelling and Transport	700,000	700,000	699,489	511	511
21111100	Overtime	20,000	20,000	15,737	4,264	4,264
21111200	Staff Welfare	5,000	5,000	4,950	50	50
21210	Social Contributions	60,000	60,000	47,476	12,524	12,524
22	<b>Goods and Services</b>	<b>3,155,000</b>	<b>3,513,000</b>	<b>2,921,540</b>	<b>233,460</b>	<b>591,460</b>
22010	Cost of Utilities	345,000	363,000	315,542	29,458	47,458
22030	Rent	1,100,000	1,230,000	1,227,052	(127,052)	2,948
22040	Office Equipment and Furniture	300,000	210,000	112,879	187,121	97,121
22050	Office Expenses	180,000	230,000	220,436	(40,436)	9,564
22060	Maintenance	300,000	420,000	334,301	(34,301)	85,699
22070	Cleaning Services	50,000	50,000	38,082	11,918	11,918
22100	Publications and Stationery	230,000	260,000	175,939	54,061	84,061
22120	Fees	400,000	500,000	488,750	(88,750)	11,250
22170	Travelling within the Republic of Mauritius	225,000	225,000	-	225,000	225,000
22900	Other Goods and Services	25,000	25,000	8,560	16,440	16,440
<b>Total - Vote 1-8: Public Bodies Appeal Tribunal</b>		<b>12,300,000</b>	<b>12,300,000</b>	<b>11,537,556</b>	<b>762,444</b>	<b>762,444</b>
<b>Vote 1-9: Office of Ombudsman</b>						
<b>Recurrent Expenditure</b>		<b>10,700,000</b>	<b>10,700,000</b>	<b>10,233,035</b>	<b>466,965</b>	<b>466,965</b>
21	<b>Compensation of Employees</b>	<b>8,957,000</b>	<b>8,957,000</b>	<b>8,675,312</b>	<b>281,688</b>	<b>281,688</b>
21110	Personal Emoluments	8,262,000	8,155,000	7,877,921	384,079	277,079
21110001	Basic Salary	5,952,000	6,152,000	6,140,170	(188,170)	11,830
21110002	Salary Compensation-2015	101,000	101,000	89,550	11,450	11,450
21110004	Allowances	725,000	725,000	652,222	72,778	72,778
21110005	Extra Assistance	470,000	163,000	-	470,000	163,000
21110006	Cash in lieu of leave	512,500	512,500	501,806	10,694	10,694
21110009	End-of-year Bonus	501,500	501,500	494,174	7,326	7,326
21111	Other Staff Costs	640,000	745,000	740,517	(100,517)	4,483
21111002	Travelling and Transport	620,000	641,000	640,512	(20,512)	488

## STATEMENT D 1

Detailed Statement of Expenditure of the Consolidated Fund  
for the financial year 2015-2016

Item No.	Details	Appropriation (a) Rs	Total Provisions after Supplementary Appropriation and Virement (b) Rs	Actual Expenditure (c) Rs	(Over)/Under Appropriation (a-c) Rs	(Over)/Under Total Provision (b-c) Rs
<b>Vote 1-9: Office of Ombudsman - continued</b>						
<b>21</b>	<b>Compensation of Employees - contd.</b>					
21111100	Overtime	15,000	99,000	95,005	(80,005)	3,995
21111200	Staff Welfare	5,000	5,000	5,000	-	-
21210	Social Contributions	55,000	57,000	56,874	(1,874)	126
<b>22</b>	<b>Goods and Services</b>	<b>1,623,000</b>	<b>1,623,000</b>	<b>1,466,744</b>	<b>156,256</b>	<b>156,256</b>
22010	Cost of Utilities	250,000	250,000	247,186	2,814	2,814
22030	Rent	685,000	685,000	653,708	31,292	31,292
22040	Office Equipment and Furniture	100,000	149,100	149,070	(49,070)	30
22050	Office Expenses	108,000	108,000	97,747	10,253	10,253
22060	Maintenance	150,000	150,000	141,033	8,967	8,967
22070	Cleaning Services	25,000	30,200	30,083	(5,083)	117
22100	Publications and Stationery	160,000	147,500	69,116	90,884	78,384
22120	Fees	60,000	18,200	18,075	41,925	125
22170	Travelling within the Republic of Mauritius	75,000	75,000	51,416	23,584	23,584
22900	Other Goods and Services	10,000	10,000	9,310	690	690
<b>26</b>	<b>Grants</b>	<b>120,000</b>	<b>120,000</b>	<b>90,979</b>	<b>29,021</b>	<b>29,021</b>
26210	Contribution to International Organisations	120,000	120,000	90,979	29,021	29,021
<b>Total - Vote 1-9: Office of Ombudsman</b>		<b>10,700,000</b>	<b>10,700,000</b>	<b>10,233,035</b>	<b>466,965</b>	<b>466,965</b>
<b>Vote 1-10: National Audit Office</b>						
<b>Recurrent Expenditure</b>		<b>142,800,000</b>	<b>142,800,000</b>	<b>140,327,742</b>	<b>2,472,258</b>	<b>2,472,258</b>
<b>21</b>	<b>Compensation of Employees</b>	<b>131,242,500</b>	<b>131,197,500</b>	<b>129,530,692</b>	<b>1,711,808</b>	<b>1,666,808</b>
21110	Personal Emoluments	111,782,500	109,676,500	108,251,789	3,530,711	1,424,711
21110001	Basic Salary	96,404,000	94,079,000	92,697,137	3,706,863	1,381,863
21110002	Salary Compensation-2015	1,440,000	1,140,000	1,137,580	302,420	2,420
21110004	Allowances	1,500,000	2,400,000	2,361,793	(861,793)	38,207
21110006	Cash in lieu of leave	4,432,500	4,601,500	4,601,217	(168,717)	283
21110009	End-of-year Bonus	8,006,000	7,456,000	7,454,061	551,939	1,939
21111	Other Staff Costs	18,635,000	20,696,000	20,466,862	(1,831,862)	229,138
21111002	Travelling and Transport	18,450,000	20,400,000	20,186,819	(1,736,819)	213,181
21111100	Overtime	150,000	261,000	245,044	(95,044)	15,956
21111200	Staff Welfare	35,000	35,000	35,000	-	-
21210	Social Contributions	825,000	825,000	812,041	12,959	12,959
<b>22</b>	<b>Goods and Services</b>	<b>11,252,500</b>	<b>11,232,000</b>	<b>10,434,736</b>	<b>817,764</b>	<b>797,264</b>
22010	Cost of Utilities	1,542,500	1,457,500	1,333,206	209,294	124,294
22020	Fuel and Oil	50,000	50,000	17,561	32,439	32,439
22030	Rent	4,860,000	4,890,000	4,851,409	8,591	38,591
22040	Office Equipment and Furniture	840,000	840,000	835,430	4,570	4,570
22050	Office Expenses	85,000	105,000	91,394	(6,394)	13,606
22060	Maintenance	775,000	1,200,000	972,638	(197,638)	227,362
22100	Publications and Stationery	530,000	571,000	545,005	(15,005)	25,995
22120	Fees	2,525,000	2,080,000	1,757,736	767,264	322,264
22900	Other Goods and Services	45,000	38,500	30,357	14,643	8,143

## STATEMENT D 1

Detailed Statement of Expenditure of the Consolidated Fund  
for the financial year 2015-2016

Item No.	Details	Appropriation (a) Rs	Total Provisions after Supplementary Appropriation and Virement (b) Rs	Actual Expenditure (c) Rs	(Over)/Under Appropriation (a-c) Rs	(Over)/Under Total Provision (b-c) Rs
<b>Vote 1-10: National Audit Office - continued</b>						
26	<b>Grants</b>	<b>305,000</b>	<b>370,500</b>	<b>362,313</b>	<b>(57,313)</b>	<b>8,187</b>
26210	Contribution to International Organisations	305,000	370,500	362,313	(57,313)	8,187
<b>Total - Vote 1-10: National Audit Office</b>		<b>142,800,000</b>	<b>142,800,000</b>	<b>140,327,742</b>	<b>2,472,258</b>	<b>2,472,258</b>
<b>Vote 1-11: Employment Relations Tribunal</b>						
<b>Recurrent Expenditure</b>		<b>23,200,000</b>	<b>23,200,000</b>	<b>22,172,268</b>	<b>1,027,732</b>	<b>1,027,732</b>
21	<b>Compensation of Employees</b>	<b>15,060,000</b>	<b>15,060,000</b>	<b>14,453,485</b>	<b>606,515</b>	<b>606,515</b>
21110	Personal Emoluments	13,620,000	13,620,000	13,041,172	578,828	578,828
21110001	Basic Salary	11,020,000	11,020,000	10,847,534	172,466	172,466
21110002	Salary Compensation-2015	160,000	160,000	136,650	23,350	23,350
21110004	Allowances	840,000	840,000	762,525	77,475	77,475
21110006	Cash in lieu of leave	425,000	425,000	425,000	-	-
21110009	End-of-year Bonus	1,175,000	1,175,000	869,463	305,537	305,537
21111	Other Staff Costs	1,340,000	1,340,000	1,319,008	20,992	20,992
21111002	Travelling and Transport	1,200,000	1,200,000	1,187,750	12,250	12,250
21111100	Overtime	125,000	125,000	116,508	8,492	8,492
21111200	Staff Welfare	15,000	15,000	14,750	250	250
21210	Social Contributions	100,000	100,000	93,305	6,695	6,695
22	<b>Goods and Services</b>	<b>8,120,000</b>	<b>8,120,000</b>	<b>7,704,700</b>	<b>415,300</b>	<b>415,300</b>
22010	Cost of Utilities	830,000	830,000	775,088	54,912	54,912
22030	Rent	4,840,000	4,840,000	4,836,624	3,376	3,376
22040	Office Equipment and Furniture	125,000	125,000	78,020	46,980	46,980
22050	Office Expenses	115,000	115,000	106,705	8,295	8,295
22060	Maintenance	455,000	605,000	574,967	(119,967)	30,033
22070	Cleaning Services	105,000	105,000	102,494	2,506	2,506
22100	Publications and Stationery	545,000	445,000	389,107	155,893	55,893
22120	Fees	850,000	800,000	787,700	62,300	12,300
22170	Travelling within the Republic of Mauritius	205,000	205,000	10,800	194,200	194,200
22900	Other Goods and Services	50,000	50,000	43,196	6,804	6,804
26	<b>Grants</b>	<b>20,000</b>	<b>20,000</b>	<b>14,082</b>	<b>5,918</b>	<b>5,918</b>
26210	Contribution to International Organisations	20,000	20,000	14,082	5,918	5,918
<b>Total - Vote 1-11: Employment Relations Tribunal</b>		<b>23,200,000</b>	<b>23,200,000</b>	<b>22,172,268</b>	<b>1,027,732</b>	<b>1,027,732</b>
<b>Vote 1-12: Local Government Service Commission</b>						
<b>Recurrent Expenditure</b>		<b>27,150,000</b>	<b>27,150,000</b>	<b>25,126,001</b>	<b>2,023,999</b>	<b>2,023,999</b>
21	<b>Compensation of Employees</b>	<b>24,360,000</b>	<b>24,140,000</b>	<b>22,571,187</b>	<b>1,788,813</b>	<b>1,568,813</b>
21110	Personal Emoluments	21,325,000	20,947,000	19,404,581	1,920,419	1,542,419
21110001	Basic Salary	17,959,000	17,413,000	16,245,071	1,713,929	1,167,929
21110002	Salary Compensation-2015	332,000	332,000	284,344	47,656	47,656
21110004	Allowances	1,000,000	842,000	647,497	352,503	194,503
21110006	Cash in lieu of leave	600,000	926,000	925,531	(325,531)	469
21110009	End-of-year Bonus	1,434,000	1,434,000	1,302,138	131,862	131,862
21111	Other Staff Costs	2,855,000	3,012,000	2,986,223	(131,223)	25,777
21111002	Travelling and Transport	2,300,000	2,425,000	2,405,970	(105,970)	19,030

## STATEMENT D 1

Detailed Statement of Expenditure of the Consolidated Fund  
for the financial year 2015-2016

Item No.	Details	Appropriation (a) Rs	Total Provisions after Supplementary Appropriation and Virement (b) Rs	Actual Expenditure (c) Rs	(Over)/Under Appropriation (a-c) Rs	(Over)/Under Total Provision (b-c) Rs
<b>Vote 1-12: Local Government Service Commission - continued</b>						
<b>21</b>	<b>Compensation of Employees - contd.</b>					
21111100	Overtime	550,000	582,000	580,253	(30,253)	1,747
21111200	Staff Welfare	5,000	5,000	-	5,000	5,000
21210	Social Contributions	180,000	181,000	180,383	(383)	617
<b>22</b>	<b>Goods and Services</b>	<b>2,790,000</b>	<b>3,010,000</b>	<b>2,554,814</b>	<b>235,186</b>	<b>455,186</b>
22010	Cost of Utilities	580,000	510,000	486,854	93,146	23,146
22020	Fuel and Oil	90,000	67,000	40,066	49,934	26,934
22040	Office Equipment and Furniture	255,000	255,000	244,131	10,869	10,869
22050	Office Expenses	220,000	530,000	503,654	(283,654)	26,346
22060	Maintenance	915,000	915,000	668,696	246,304	246,304
22070	Cleaning Services	100,000	90,000	57,670	42,331	32,331
22100	Publications and Stationery	335,000	358,000	341,007	(6,007)	16,993
22120	Fees	235,000	245,000	173,875	61,125	71,125
22900	Other Goods and Services	60,000	40,000	38,860	21,140	1,140
<b>Capital Expenditure</b>		<b>3,850,000</b>	<b>3,850,000</b>	<b>1,067,395</b>	<b>2,782,605</b>	<b>2,782,605</b>
<b>31</b>	<b>Acquisition of Non-Financial Assets</b>	<b>3,850,000</b>	<b>3,850,000</b>	<b>1,067,395</b>	<b>2,782,605</b>	<b>2,782,605</b>
31112	Non-Residential Buildings	3,500,000	2,625,000	-	3,500,000	2,625,000
31112801	Extension and Renovation of Building	3,500,000	2,625,000	-	3,500,000	2,625,000
31121	Transport Equipment	-	875,000	875,000	(875,000)	-
31132	Intangible Fixed Assets	350,000	350,000	192,395	157,605	157,605
31132801	Acquisition of Software	350,000	350,000	192,395	157,605	157,605
<b>Total - Local Government Service Commission</b>		<b>31,000,000</b>	<b>31,000,000</b>	<b>26,193,396</b>	<b>4,806,604</b>	<b>4,806,604</b>
<b>Vote 1-13: Independent Commission Against Corruption</b>						
<b>Recurrent Expenditure</b>		<b>184,000,000</b>	<b>184,000,000</b>	<b>167,000,000</b>	<b>17,000,000</b>	<b>17,000,000</b>
<b>26</b>	<b>Grants</b>	<b>184,000,000</b>	<b>184,000,000</b>	<b>167,000,000</b>	<b>17,000,000</b>	<b>17,000,000</b>
26313	Extra-Budgetary Units	184,000,000	184,000,000	167,000,000	17,000,000	17,000,000
26313026	Independent Commission Against Corruption	184,000,000	184,000,000	167,000,000	17,000,000	17,000,000
	Staff Costs	149,775,000	149,775,000	135,105,000	14,670,000	14,670,000
	Other Operating Costs	34,225,000	34,225,000	31,895,000	2,330,000	2,330,000
<b>Capital Expenditure</b>		<b>17,000,000</b>	<b>17,000,000</b>	<b>17,000,000</b>	<b>-</b>	<b>-</b>
<b>26</b>	<b>Grants</b>	<b>17,000,000</b>	<b>17,000,000</b>	<b>17,000,000</b>	<b>-</b>	<b>-</b>
26323	Extra-Budgetary Units	17,000,000	17,000,000	17,000,000	-	-
26323026	Independent Commission Against Corruption	17,000,000	17,000,000	17,000,000	-	-
	(a) New ICAC Headquarters (Redit)	15,000,000	15,000,000	15,000,000	-	-
	(c) Computerisation Project	2,000,000	2,000,000	2,000,000	-	-
<b>Total - Vote 1-13: Independent Commission Against Corruption</b>		<b>201,000,000</b>	<b>201,000,000</b>	<b>184,000,000</b>	<b>17,000,000</b>	<b>17,000,000</b>



## STATEMENT D 1

Detailed Statement of Expenditure of the Consolidated Fund  
for the financial year 2015-2016

Item No.	Details	Appropriation (a) Rs	Total Provisions after Supplementary Appropriation and Virement (b) Rs	Actual Expenditure (c) Rs	(Over)/Under Appropriation (a-c) Rs	(Over)/Under Total Provision (b-c) Rs
<b>Vote 1-14: National Human Rights Commission</b>						
<b>Recurrent Expenditure</b>		<b>31,000,000</b>	<b>31,000,000</b>	<b>24,210,000</b>	<b>6,790,000</b>	<b>6,790,000</b>
26	<b>Grants</b>	<b>31,000,000</b>	<b>31,000,000</b>	<b>24,210,000</b>	<b>6,790,000</b>	<b>6,790,000</b>
26313	Extra-Budgetary Units	31,000,000	31,000,000	24,210,000	6,790,000	6,790,000
26313060	National Human Rights Commission	31,000,000	31,000,000	24,210,000	6,790,000	6,790,000
	Staff Costs	22,945,000	22,945,000	18,693,000	4,252,000	4,252,000
	Other Operating Costs	8,055,000	8,055,000	5,517,000	2,538,000	2,538,000
<b>Capital Expenditure</b>		<b>3,300,000</b>	<b>3,300,000</b>	<b>2,200,000</b>	<b>1,100,000</b>	<b>1,100,000</b>
26	<b>Grants</b>	<b>3,300,000</b>	<b>3,300,000</b>	<b>2,200,000</b>	<b>1,100,000</b>	<b>1,100,000</b>
26323	Extra-Budgetary Units					
26323060	National Human Rights Commission	3,300,000	3,300,000	2,200,000	1,100,000	1,100,000
<b>Total - Vote 1-14: National Human Rights Commission</b>		<b>34,300,000</b>	<b>34,300,000</b>	<b>26,410,000</b>	<b>7,890,000</b>	<b>7,890,000</b>
<b>Vote 1-15: Office of Ombudsperson for Children</b>						
<b>Recurrent Expenditure</b>		<b>10,400,000</b>	<b>10,400,000</b>	<b>9,339,867</b>	<b>1,060,133</b>	<b>1,060,133</b>
21	<b>Compensation of Employees</b>	<b>8,125,000</b>	<b>7,716,200</b>	<b>7,160,540</b>	<b>964,460</b>	<b>555,660</b>
21110	Personal Emoluments	7,289,000	6,809,700	6,286,396	1,002,605	523,305
21110001	Basic Salary	5,929,000	5,821,700	5,434,998	494,002	386,702
21110002	Salary Compensation-2015	115,000	90,000	78,155	36,845	11,845
21110004	Allowances	175,000	175,000	159,656	15,344	15,344
21110006	Cash in lieu of leave	135,000	123,500	123,478	11,522	22
21110009	End-of-year Bonus	535,000	461,500	461,447	73,553	53
21110010	Service to Mauritius Programme	400,000	138,000	28,662	371,338	109,338
21111	Other Staff Costs	781,000	851,500	822,025	(41,025)	29,475
21111001	Wages	116,000	116,000	89,790	26,210	26,210
21111002	Travelling and Transport	610,000	670,000	667,094	(57,094)	2,906
21111100	Overtime	50,000	60,500	60,141	(10,141)	359
21111200	Staff Welfare	5,000	5,000	5,000	-	-
21210	Social Contributions	55,000	55,000	52,119	2,881	2,881
22	<b>Goods and Services</b>	<b>2,255,000</b>	<b>2,652,800</b>	<b>2,152,163</b>	<b>102,837</b>	<b>500,637</b>
22010	Cost of Utilities	255,000	255,000	209,270	45,730	45,730
22020	Fuel and Oil	70,000	70,000	45,203	24,797	24,797
22030	Rent	1,015,000	1,015,000	715,787	299,213	299,213
22040	Office Equipment and Furniture	250,000	395,000	388,884	(138,884)	6,116
22050	Office Expenses	115,000	213,300	180,054	(65,054)	33,246
22060	Maintenance	60,000	190,500	188,464	(128,464)	2,036
22100	Publications and Stationery	335,000	345,000	299,113	35,888	45,888
22120	Fees	10,000	24,000	24,000	(14,000)	-
22900	Other Goods and Services	145,000	145,000	101,389	43,612	43,612
26	<b>Grants</b>	<b>20,000</b>	<b>31,000</b>	<b>27,164</b>	<b>(7,164)</b>	<b>3,836</b>
26210	Contribution to International Organisation	20,000	31,000	27,164	(7,164)	3,836
<b>Total - Vote 1-15: Office of Ombudsperson for Children</b>		<b>10,400,000</b>	<b>10,400,000</b>	<b>9,339,867</b>	<b>1,060,133</b>	<b>1,060,133</b>

## STATEMENT D 1

Detailed Statement of Expenditure of the Consolidated Fund  
for the financial year 2015-2016

Item No.	Details	Appropriation (a) Rs	Total Provisions after Supplementary Appropriation and Virement (b) Rs	Actual Expenditure (c) Rs	(Over)/Under Appropriation (a-c) Rs	(Over)/Under Total Provision (b-c) Rs
<b>Vote 2-1: Prime Minister's Office</b>						
<b>Sub-Head 2-101: Cabinet Office</b>						
<b>Recurrent Expenditure</b>		<b>84,300,000</b>	<b>94,592,000</b>	<b>77,494,266</b>	<b>6,805,734</b>	<b>17,097,734</b>
<b>21</b>	<b>Compensation of Employees</b>	<b>72,160,000</b>	<b>62,550,000</b>	<b>57,093,528</b>	<b>15,066,472</b>	<b>5,456,472</b>
21110	Personal Emoluments	66,410,000	56,165,000	50,871,093	15,538,907	5,293,907
21110001	Basic Salary	53,060,000	44,045,000	40,203,911	12,856,089	3,841,089
21110002	Salary Compensation-2015	600,000	400,000	393,919	206,081	6,081
21110004	Allowances	7,350,000	7,350,000	5,998,434	1,351,566	1,351,566
21110006	Cash in lieu of Leave	1,000,000	1,130,000	1,114,941	(114,941)	15,059
21110009	End-of-year Bonus	4,400,000	3,240,000	3,159,888	1,240,112	80,112
21111	Other Staff Costs	5,525,000	6,150,000	5,990,817	(465,817)	159,183
21111001	Wages	400,000	400,000	428,400	(28,400)	21,600
21111002	Travelling and Transport	2,600,000	2,875,000	2,858,595	(258,595)	16,405
21111100	Overtime	2,500,000	2,800,000	2,679,003	(179,003)	120,997
21111200	Staff Welfare	25,000	25,000	24,820	180	180
21210	Social Contributions	225,000	235,000	231,618	(6,618)	3,382
<b>22</b>	<b>Goods and Services</b>	<b>12,140,000</b>	<b>32,042,000</b>	<b>20,400,738</b>	<b>(8,260,738)</b>	<b>11,641,262</b>
22010	Cost of Utilities	750,000	1,450,000	1,176,050	(426,050)	273,950
22020	Fuel and Oil	800,000	800,000	687,344	112,656	112,656
22040	Office Equipment and Furniture	1,100,000	2,930,000	2,510,743	(1,410,743)	419,257
22050	Office Expenses	1,670,000	2,670,000	2,405,411	(735,411)	264,589
22060	Maintenance	5,580,000	5,830,000	4,912,473	667,527	917,527
22100	Publications and Stationery	1,065,000	1,307,000	1,234,276	(169,276)	72,725
22120	Fees	1,100,000	16,980,000	7,409,477	(6,309,477)	9,570,523
22900	Other Goods and Services	75,000	75,000	64,965	10,035	10,035
<b>Capital Expenditure</b>		<b>2,000,000</b>	<b>2,000,000</b>	<b>50,025</b>	<b>1,949,975</b>	<b>1,949,975</b>
<b>31</b>	<b>Acquisition of Non-Financial Assets</b>	<b>2,000,000</b>	<b>2,000,000</b>	<b>50,025</b>	<b>1,949,975</b>	<b>1,949,975</b>
31122	Other Machinery & Equipment	2,000,000	1,949,900	-	2,000,000	1,949,900
31122803	Acquisition of Fire Fighting Equipment	2,000,000	1,949,900	-	2,000,000	1,949,900
31132	Intangible Fixed Assets	-	50,100	50,025	(50,025)	75
31132401	e-Government Project at Cabinet Office	-	50,100	50,025	(50,025)	75
<b>Total - Sub-Head 2-101: Cabinet Office</b>		<b>86,300,000</b>	<b>96,592,000</b>	<b>77,544,291</b>	<b>8,755,709</b>	<b>19,047,709</b>
<b>Sub-Head 2-102: Private Office and Ceremonials</b>						
<b>Recurrent Expenditure</b>		<b>94,500,000</b>	<b>111,135,000</b>	<b>97,506,778</b>	<b>(3,006,778)</b>	<b>13,628,222</b>
<b>21</b>	<b>Compensation of Employees</b>	<b>35,890,000</b>	<b>31,890,000</b>	<b>28,379,604</b>	<b>7,510,396</b>	<b>3,510,396</b>
21110	Personal Emoluments	31,190,000	27,190,000	25,288,410	5,901,590	1,901,590
21110001	Basic Salary	17,640,000	13,640,000	13,262,516	4,377,484	377,484
21110002	Salary Compensation-2015	400,000	400,000	233,850	166,150	166,150
21110004	Allowances	4,000,000	4,000,000	3,243,027	756,973	756,973
21110005	Extra Assistance	7,000,000	7,000,000	6,666,387	333,613	333,613
21110006	Cash in lieu of Leave	950,000	950,000	710,099	239,901	239,901
21110009	End-of-year Bonus	1,200,000	1,200,000	1,172,531	27,469	27,469
21111	Other Staff Costs	4,450,000	4,450,000	2,920,797	1,529,203	1,529,203
21111001	Wages	120,000	120,000	109,200	10,800	10,800
21111002	Travelling and Transport	2,500,000	2,500,000	1,370,073	1,129,927	1,129,927
21111100	Overtime	1,800,000	1,800,000	1,411,524	388,476	388,476
21111200	Staff Welfare	30,000	30,000	30,000	-	-

## STATEMENT D 1

Detailed Statement of Expenditure of the Consolidated Fund  
for the financial year 2015-2016

Item No.	Details	Appropriation (a) Rs	Total Provisions after Supplementary Appropriation and Virement (b) Rs	Actual Expenditure (c) Rs	(Over)/Under Appropriation (a-c) Rs	(Over)/Under Total Provision (b-c) Rs
<b>Sub-Head 2-102: Private Office and Ceremonials - continued</b>						
<b>21</b>	<b>Compensation of Employees - contd.</b>					
21210	Social Contributions	250,000	250,000	170,397	79,603	79,603
<b>22</b>	<b>Goods and Services</b>	<b>58,610,000</b>	<b>79,245,000</b>	<b>69,127,173</b>	<b>(10,517,173)</b>	<b>10,117,827</b>
22010	Cost of Utilities	3,000,000	3,000,000	2,868,004	131,996	131,996
22020	Fuel and Oil	400,000	400,000	246,358	153,642	153,642
22040	Office Equipment and Furniture	2,700,000	2,700,000	2,067,773	632,227	632,227
22050	Office Expenses	2,300,000	2,300,000	2,055,050	244,950	244,950
22060	Maintenance	1,200,000	1,200,000	388,994	811,006	811,006
22100	Publications and Stationery	1,900,000	1,900,000	1,350,790	549,210	549,210
22120	Fees	50,000	50,000	7,500	42,500	42,500
22170	Travelling within the Republic of Mauritius	-	410,000	226,276	(226,276)	183,724
22900	Other Goods and Services	47,060,000	67,285,000	59,916,428	(12,856,428)	7,368,572
<b>Total - Sub-Head 2-102: Private Office and Ceremonials</b>		<b>94,500,000</b>	<b>111,135,000</b>	<b>97,506,778</b>	<b>(3,006,778)</b>	<b>13,628,222</b>
<b>Sub-Head 2-103: Defence and Home Affairs</b>						
<b>Recurrent Expenditure</b>		<b>226,500,000</b>	<b>205,463,000</b>	<b>189,821,603</b>	<b>36,678,398</b>	<b>15,641,398</b>
<b>21</b>	<b>Compensation of Employees</b>	<b>93,935,000</b>	<b>87,070,000</b>	<b>81,994,493</b>	<b>11,940,507</b>	<b>5,075,507</b>
21110	Personal Emoluments	80,750,000	73,935,000	70,937,696	9,812,304	2,997,304
21110001	Basic Salary	61,950,000	57,950,000	56,441,839	5,508,161	1,508,161
21110002	Salary Compensation-2015	1,400,000	1,400,000	1,102,234	297,766	297,766
21110004	Allowances	3,600,000	3,600,000	3,546,807	53,193	53,193
21110006	Cash in lieu of Leave	3,000,000	2,840,000	2,651,646	348,354	188,354
21110009	End-of-year Bonus	5,300,000	4,645,000	4,612,554	687,446	32,446
21110010	Service to Mauritius Programme	5,500,000	3,500,000	2,582,617	2,917,383	917,383
21111	Other Staff Costs	12,335,000	12,285,000	10,292,389	2,042,611	1,992,611
21111001	Wages	300,000	250,000	16,800	283,200	233,200
21111002	Travelling and Transport	6,700,000	6,700,000	5,404,274	1,295,726	1,295,726
21111100	Overtime	5,200,000	5,200,000	4,736,349	463,651	463,651
21111200	Staff Welfare	135,000	135,000	134,966	34	34
21210	Social Contributions	850,000	850,000	764,408	85,592	85,592
<b>22</b>	<b>Goods and Services</b>	<b>107,750,000</b>	<b>92,348,000</b>	<b>82,129,399</b>	<b>25,620,601</b>	<b>10,218,601</b>
22010	Cost of Utilities	41,250,000	41,400,000	38,017,488	3,232,512	3,382,512
22020	Fuel and Oil	800,000	800,000	718,555	81,445	81,445
22030	Rent	1,000,000	2,100,000	2,032,070	(1,032,070)	67,930
22040	Office Equipment and Furniture	2,300,000	2,500,000	2,293,228	6,772	206,772
22050	Office Expenses	1,305,000	1,605,000	1,551,771	(246,771)	53,229
22060	Maintenance	10,750,000	10,750,000	8,989,178	1,760,822	1,760,822
22070	Cleaning Services	1,300,000	1,300,000	1,298,987	1,013	1,013
22100	Publications and Stationery	2,580,000	2,580,000	2,278,261	301,739	301,739
22120	Fees	3,375,000	3,285,000	2,541,474	833,526	743,526
22170	Travelling within the Republic of Mauritius	-	460,000	432,741	(432,741)	27,260
22900	Other Goods and Services	43,090,000	25,568,000	21,975,648	21,114,352	3,592,352
22900909	Expenses related to Counter Terrorism Unit	5,000,000	5,700,000	5,543,357	(543,357)	156,643
22900910	Running Costs of Security Unit	9,300,000	11,300,000	10,968,034	(1,668,034)	331,966

## STATEMENT D 1

Detailed Statement of Expenditure of the Consolidated Fund  
for the financial year 2015-2016

Item No.	Details	Appropriation (a) Rs	Total Provisions after Supplementary Appropriation and Virement (b) Rs	Actual Expenditure (c) Rs	(Over)/Under Appropriation (a-c) Rs	(Over)/Under Total Provision (b-c) Rs
<b>Sub-Head 2-103: Defence and Home Affairs - continued</b>						
22	<b>Goods and Services - contd.</b>					
22900928	Environment and Land Use Appeal Tribunal	15,700,000	5,613,000	4,023,898	11,676,102	1,589,102
22900932	Human Rights Awareness	1,400,000	1,400,000	691,581	708,419	708,419
22900938	The Revenue and Valuation Appeal Tribunal	10,000,000	15,000	7,935	9,992,065	7,065
26	<b>Grants</b>	<b>24,815,000</b>	<b>26,045,000</b>	<b>25,697,710</b>	<b>(882,710)</b>	<b>347,290</b>
26210	Contribution to International Organisations	415,000	1,245,000	1,062,710	(647,710)	182,290
26210148	International Organisation for Migration	350,000	700,000	676,176	(326,176)	23,824
26210163	Office of the United Nations High Commissioner for Human Rights	65,000	64,000	63,995	1,005	5
26210181	Organisation for the Prohibition of Chemical Weapons	-	326,000	316,213	(316,213)	9,787
26313	Extra-Budgetary Units	24,400,000	24,800,000	24,635,000	(235,000)	165,000
26313020	Gambling Regulatory Authority	24,200,000	24,200,000	24,035,000	165,000	165,000
26313050	National Adoption Council	200,000	600,000	600,000	(400,000)	-
<b>Capital Expenditure</b>		<b>78,500,000</b>	<b>267,300,000</b>	<b>208,500,564</b>	<b>(130,000,564)</b>	<b>58,799,436</b>
31	<b>Acquisition of Non-Financial Assets</b>	<b>78,500,000</b>	<b>267,300,000</b>	<b>208,500,564</b>	<b>(130,000,564)</b>	<b>58,799,436</b>
31112	Non-Residential Buildings	2,500,000	2,500,000	574,154	1,925,846	1,925,846
31112435	Upgrading at Clarisse House	2,500,000	2,500,000	574,154	1,925,846	1,925,846
31121	Transport Equipment	20,500,000	30,500,000	25,392,003	(4,892,003)	5,107,997
31121801	Acquisition of Vehicles	20,500,000	30,500,000	25,392,003	(4,892,003)	5,107,997
31122	Other Machinery & Equipment	22,000,000	210,800,000	181,277,957	(159,277,957)	29,522,043
31122805	Acquisition of Security Equipment	-	200,000,000	178,078,892	(178,078,892)	21,921,108
31122814	Air Conditioning Equipment	15,000,000	3,800,000	-	15,000,000	3,800,000
31122999	Other Machinery and Equipment	7,000,000	7,000,000	3,199,065	3,800,935	3,800,935
31132	Intangible Fixed Assets	33,500,000	23,500,000	1,256,450	32,243,550	22,243,550
31132105	e-Business Plan	20,000,000	20,000,000	-	20,000,000	20,000,000
31132401	Upgrading of IT and other Equipment (N1)	1,500,000	1,500,000	1,199,680	300,320	300,320
31132403	Upgrading of Criminal Intelligence System	12,000,000	2,000,000	56,770	11,943,230	1,943,230
<b>Total - Sub-Head 2-103: Defence and Home Affairs</b>		<b>305,000,000</b>	<b>472,763,000</b>	<b>398,322,167</b>	<b>(93,322,167)</b>	<b>74,440,833</b>
<b>Sub-Head 2-104: National Security Services</b>						
<b>Recurrent Expenditure</b>		<b>7,000,000</b>	<b>12,975,000</b>	<b>12,640,026</b>	<b>(5,640,026)</b>	<b>334,974</b>
22	<b>Goods and Services</b>	<b>7,000,000</b>	<b>12,975,000</b>	<b>12,640,026</b>	<b>(5,640,026)</b>	<b>334,974</b>
22090	Security	7,000,000	12,975,000	12,640,026	(5,640,026)	334,974
<b>Total - Sub-Head 2-104: National Security Services</b>		<b>7,000,000</b>	<b>12,975,000</b>	<b>12,640,026</b>	<b>(5,640,026)</b>	<b>334,974</b>

## STATEMENT D 1

Detailed Statement of Expenditure of the Consolidated Fund  
for the financial year 2015-2016

Item No.	Details	Appropriation (a) Rs	Total Provisions after Supplementary Appropriation and Virement (b) Rs	Actual Expenditure (c) Rs	(Over)/Under Appropriation (a-c) Rs	(Over)/Under Total Provision (b-c) Rs
<b>Sub-Head 2-105: Continental Shelf and Maritime Zones Administration and Exploration</b>						
<b>Recurrent Expenditure</b>		<b>9,900,000</b>	<b>7,928,000</b>	<b>3,285,870</b>	<b>6,614,130</b>	<b>4,642,130</b>
<b>21</b>	<b>Compensation of Employees</b>	<b>3,830,000</b>	<b>4,060,000</b>	<b>1,924,354</b>	<b>1,905,646</b>	<b>2,135,646</b>
21110	Personal Emoluments	3,550,000	3,455,000	1,471,097	2,078,903	1,983,903
21110001	Basic Salary	2,730,000	2,730,000	1,321,570	1,408,430	1,408,430
21110002	Salary Compensation-2015	50,000	50,000	14,348	35,652	35,652
21110004	Allowances	360,000	285,000	89,313	270,687	195,687
21110006	Cash in lieu of Leave	60,000	60,000	19,291	40,709	40,709
21110009	End-of-year Bonus	350,000	330,000	26,575	323,425	303,425
21111	Other Staff Costs	255,000	580,000	445,101	(190,101)	134,899
21111002	Travelling and Transport	150,000	400,000	384,690	(234,690)	15,310
21111100	Overtime	100,000	100,000	-	100,000	100,000
21111200	Staff Welfare	5,000	5,000	-	5,000	5,000
21210	Social Contributions	25,000	25,000	8,156	16,844	16,844
<b>22</b>	<b>Goods and Services</b>	<b>6,070,000</b>	<b>3,868,000</b>	<b>1,361,515</b>	<b>4,708,485</b>	<b>2,506,485</b>
22010	Cost of Utilities	100,000	100,000	80,549	19,451	19,451
22040	Office Equipment and Furniture	150,000	700,000	551,235	(401,235)	148,765
22050	Office Expenses	65,000	95,000	62,663	2,337	32,337
22060	Maintenance	100,000	100,000	-	100,000	100,000
22100	Publications and Stationery	120,000	120,000	21,561	98,439	98,439
22120	Fees	700,000	500,000	-	700,000	500,000
22130	Studies & Surveys	4,800,000	2,218,000	638,748	4,161,252	1,579,252
22900	Other Goods and Services	35,000	35,000	6,760	28,240	28,240
<b>Total - Sub-Head 2-105: Continental Shelf and Maritime Zones Administration and Exploration</b>		<b>9,900,000</b>	<b>7,928,000</b>	<b>3,285,870</b>	<b>6,614,130</b>	<b>4,642,130</b>
<b>Sub-Head 2-106: Strategic Policy</b>						
<b>Recurrent Expenditure</b>		<b>3,600,000</b>	<b>4,160,000</b>	<b>3,205,747</b>	<b>394,253</b>	<b>954,253</b>
<b>21</b>	<b>Compensation of Employees</b>	<b>1,851,000</b>	<b>2,746,000</b>	<b>2,628,773</b>	<b>(777,773)</b>	<b>117,227</b>
21110	Personal Emoluments	1,426,000	1,536,000	1,432,050	(6,050)	103,950
21110001	Basic Salary	1,146,000	1,246,000	1,196,300	(50,300)	49,700
21110002	Salary Compensation-2015	30,000	30,000	24,900	5,100	5,100
21110004	Allowances	50,000	17,000	16,694	33,306	306
21110006	Cash in lieu of Leave	100,000	100,000	51,663	48,337	48,337
21110009	End-of-year Bonus	100,000	143,000	142,494	(42,494)	506
21111	Other Staff Costs	405,000	1,190,000	1,178,146	(773,146)	11,854
21111002	Travelling and Transport	250,000	895,000	894,795	(644,795)	205
21111100	Overtime	150,000	290,000	283,351	(133,351)	6,649
21111200	Staff Welfare	5,000	5,000	-	5,000	5,000
21210	Social Contributions	20,000	20,000	18,576	1,424	1,424
<b>22</b>	<b>Goods and Services</b>	<b>1,749,000</b>	<b>1,414,000</b>	<b>576,974</b>	<b>1,172,026</b>	<b>837,026</b>
22010	Cost of Utilities	75,000	125,000	106,495	(31,495)	18,505
22040	Office Equipment and Furniture	600,000	600,000	260,046	339,954	339,954
22050	Office Expenses	105,000	105,000	41,673	63,327	63,327
22060	Maintenance	190,000	190,000	52,546	137,454	137,454
22070	Cleaning Services	10,000	10,000	-	10,000	10,000
22100	Publications and Stationery	240,000	190,000	112,215	127,785	77,785
22120	Fees	400,000	65,000	-	400,000	65,000
22900	Other Goods and Services	129,000	129,000	3,999	125,001	125,001

## STATEMENT D 1

Detailed Statement of Expenditure of the Consolidated Fund  
for the financial year 2015-2016

Item No.	Details	Appropriation (a) Rs	Total Provisions after Supplementary Appropriation and Virement (b) Rs	Actual Expenditure (c) Rs	(Over)/Under Appropriation (a-c) Rs	(Over)/Under Total Provision (b-c) Rs
<b>Sub-Head 2-106: Strategic Policy - continued</b>						
<b>Capital Expenditure</b>		<b>1,200,000</b>	<b>1,200,000</b>	<b>829,000</b>	<b>371,000</b>	<b>371,000</b>
31	<b>Acquisition of Non-Financial Assets</b>	<b>1,200,000</b>	<b>1,200,000</b>	<b>829,000</b>	<b>371,000</b>	<b>371,000</b>
31121	Transport Equipment	1,200,000	1,200,000	829,000	371,000	371,000
31121801	Acquisition of Vehicles	1,200,000	1,200,000	829,000	371,000	371,000
<b>Total - Sub-Head 2-106: Strategic Policy</b>		<b>4,800,000</b>	<b>5,360,000</b>	<b>4,034,747</b>	<b>765,253</b>	<b>1,325,253</b>
<b>Sub-Head 2-107: Equal Opportunities Commission</b>						
<b>Recurrent Expenditure</b>		<b>16,200,000</b>	<b>16,200,000</b>	<b>13,433,670</b>	<b>2,766,330</b>	<b>2,766,330</b>
21	<b>Compensation of Employees</b>	<b>12,095,000</b>	<b>12,095,000</b>	<b>10,057,824</b>	<b>2,037,176</b>	<b>2,037,176</b>
21110	Personal Emoluments	10,918,000	10,869,000	8,859,834	2,058,166	2,009,166
21110001	Basic Salary	2,028,000	2,028,000	1,894,615	133,385	133,385
21110002	Salary Compensation-2015	55,000	55,000	24,300	30,700	30,700
21110004	Allowances	150,000	205,000	194,485	(44,485)	10,515
21110005	Extra Assistance	7,600,000	7,496,000	5,965,365	1,634,635	1,530,635
21110006	Cash in lieu of Leave	100,000	100,000	83,727	16,273	16,273
21110009	End-of-year Bonus	215,000	215,000	202,245	12,755	12,755
21110010	Service to Mauritius Programme	770,000	770,000	495,097	274,903	274,903
21111	Other Staff Costs	1,152,000	1,197,000	1,170,720	(18,720)	26,280
21111001	Wages	340,000	340,000	322,146	17,854	17,854
21111002	Travelling and Transport	700,000	710,000	705,948	(5,948)	4,052
21111100	Overtime	110,000	145,000	142,626	(32,626)	2,374
21111200	Staff Welfare	2,000	2,000	-	2,000	2,000
21210	Social Contributions	25,000	29,000	27,270	(2,270)	1,730
22	<b>Goods and Services</b>	<b>4,105,000</b>	<b>4,105,000</b>	<b>3,375,846</b>	<b>729,154</b>	<b>729,154</b>
22010	Cost of Utilities	530,000	560,000	544,112	(14,112)	15,888
22020	Fuel and Oil	20,000	40,000	21,054	(1,054)	18,946
22030	Rent	1,600,000	1,600,000	1,420,279	179,721	179,721
22040	Office Equipment and Furniture	250,000	250,000	52,733	197,268	197,268
22050	Office Expenses	165,000	171,000	130,034	34,966	40,966
22060	Maintenance	270,000	570,000	439,361	(169,361)	130,639
22100	Publications and Stationery	300,000	145,000	106,213	193,787	38,787
22170	Travelling within the Republic of Mauritius	160,000	210,000	195,085	(35,085)	14,915
22900	Other Goods and Services	810,000	559,000	466,976	343,024	92,024
<b>Total - Sub-Head 2-107: Equal Opportunities Commission</b>		<b>16,200,000</b>	<b>16,200,000</b>	<b>13,433,670</b>	<b>2,766,330</b>	<b>2,766,330</b>
<b>Sub-Head 2-108: Government Information Service</b>						
<b>Recurrent Expenditure</b>		<b>52,500,000</b>	<b>56,525,000</b>	<b>51,753,821</b>	<b>746,179</b>	<b>4,771,179</b>
21	<b>Compensation of Employees</b>	<b>32,228,000</b>	<b>30,678,000</b>	<b>26,938,634</b>	<b>5,289,366</b>	<b>3,739,366</b>
21110	Personal Emoluments	28,295,000	26,745,000	24,046,310	4,248,690	2,698,690
21110001	Basic Salary	23,333,000	22,183,000	20,526,428	2,806,572	1,656,572
21110002	Salary Compensation-2015	450,000	450,000	335,084	114,916	114,916
21110004	Allowances	930,000	930,000	478,226	451,774	451,774
21110005	Extra Assistance	500,000	100,000	-	500,000	100,000
21110006	Cash in lieu of Leave	1,250,000	1,250,000	1,027,759	222,241	222,241
21110009	End-of-year Bonus	1,832,000	1,832,000	1,678,813	153,187	153,187
21111	Other Staff Costs	3,683,000	3,683,000	2,653,014	1,029,986	1,029,986
21111002	Travelling and Transport	2,171,000	2,171,000	1,620,313	550,687	550,687
21111100	Overtime	1,500,000	1,500,000	1,020,848	479,152	479,152

## STATEMENT D 1

Detailed Statement of Expenditure of the Consolidated Fund  
for the financial year 2015-2016

Item No.	Details	Appropriation (a) Rs	Total Provisions after Supplementary Appropriation and Virement (b) Rs	Actual Expenditure (c) Rs	(Over)/Under Appropriation (a-c) Rs	(Over)/Under Total Provision (b-c) Rs
<b>Sub-Head 2-108: Government Information Service - continued</b>						
<b>21</b>	<b>Compensation of Employees - contd.</b>					
21111200	Staff Welfare	12,000	12,000	11,853	147	147
21210	Social Contributions	250,000	250,000	239,310	10,690	10,690
<b>22</b>	<b>Goods and Services</b>	<b>17,572,000</b>	<b>19,122,000</b>	<b>18,090,188</b>	<b>(518,188)</b>	<b>1,031,812</b>
22010	Cost of Utilities	400,000	400,000	397,103	2,897	2,897
22020	Fuel and Oil	225,000	225,000	185,603	39,397	39,397
22030	Rent	90,000	145,000	144,700	(54,700)	300
22040	Office Equipment and Furniture	325,000	220,000	150,284	174,716	69,716
22050	Office Expenses	407,000	327,000	222,406	184,594	104,594
22060	Maintenance	300,000	380,000	279,075	20,925	100,925
22070	Cleaning Services	40,000	40,000	19,163	20,837	20,837
22100	Publications and Stationery	15,600,000	17,200,000	16,622,323	(1,022,323)	577,677
22120	Fees	125,000	125,000	19,800	105,200	105,200
22900	Other Goods and Services	60,000	60,000	49,730	10,270	10,270
<b>26</b>	<b>Grants</b>	<b>2,700,000</b>	<b>2,700,000</b>	<b>2,700,000</b>	-	-
26313	Extra-Budgetary Units	2,700,000	2,700,000	2,700,000	-	-
26313048	Media Trust Fund	2,700,000	2,700,000	2,700,000	-	-
<b>28</b>	<b>Other Expense</b>	-	<b>4,025,000</b>	<b>4,025,000</b>	<b>(4,025,000)</b>	-
28223	Transfers to Non Financial Public Corporations	-	4,025,000	4,025,000	(4,025,000)	-
28223001	Mauritius Broadcasting Corporation	-	4,025,000	4,025,000	(4,025,000)	-
<b>Capital Expenditure</b>		<b>6,000,000</b>	<b>6,000,000</b>	<b>4,959,284</b>	<b>1,040,716</b>	<b>1,040,716</b>
<b>31</b>	<b>Acquisition of Non-Financial Assets</b>	<b>6,000,000</b>	<b>6,000,000</b>	<b>4,959,284</b>	<b>1,040,716</b>	<b>1,040,716</b>
31122	Other Machinery & Equipment	4,000,000	4,000,000	2,959,284	1,040,716	1,040,716
31122802	Acquisition of IT Equipment	1,900,000	1,900,000	890,555	1,009,445	1,009,445
31122814	Acquisition of Air Conditioning Equipment	2,000,000	2,000,000	2,000,000	-	-
31122999	Acquisition of Other Machinery and Equipment	100,000	100,000	68,729	31,271	31,271
31132	Intangible Fixed Assets	2,000,000	2,000,000	2,000,000	-	-
31132801	Acquisition of Software	2,000,000	2,000,000	2,000,000	-	-
<b>Total - Sub-Head 2-108: Government Information Service</b>		<b>58,500,000</b>	<b>62,525,000</b>	<b>56,713,105</b>	<b>1,786,895</b>	<b>5,811,895</b>
<b>Sub-Head 2-109: Forensic Science Laboratory</b>						
<b>Recurrent Expenditure</b>		<b>65,700,000</b>	<b>67,700,000</b>	<b>65,855,006</b>	<b>(155,006)</b>	<b>1,844,994</b>
<b>21</b>	<b>Compensation of Employees</b>	<b>26,885,000</b>	<b>24,310,000</b>	<b>23,402,050</b>	<b>3,482,950</b>	<b>907,950</b>
21110	Personal Emoluments	24,395,000	21,895,000	21,054,696	3,340,304	840,304
21110001	Basic Salary	19,925,000	17,725,000	17,210,223	2,714,777	514,777
21110002	Salary Compensation-2015	420,000	420,000	300,261	119,739	119,739
21110004	Allowances	1,800,000	1,800,000	1,645,981	154,019	154,019
21110006	Cash in lieu of Leave	550,000	550,000	524,354	25,646	25,646
21110009	End-of-year Bonus	1,700,000	1,400,000	1,373,877	326,123	26,123
21111	Other Staff Costs	2,280,000	2,205,000	2,137,354	142,646	67,646
21111002	Travelling and Transport	2,200,000	2,125,000	2,123,440	76,560	1,560
21111100	Overtime	75,000	75,000	8,914	66,086	66,086
21111200	Staff Welfare	5,000	5,000	5,000	-	-
21210	Social Contributions	210,000	210,000	210,000	-	-

## STATEMENT D 1

Detailed Statement of Expenditure of the Consolidated Fund  
for the financial year 2015-2016

Item No.	Details	Appropriation (a) Rs	Total Provisions after Supplementary Appropriation and Virement (b) Rs	Actual Expenditure (c) Rs	(Over)/Under Appropriation (a-c) Rs	(Over)/Under Total Provision (b-c) Rs
<b>Sub-Head 2-109: Forensic Science Laboratory - continued</b>						
<b>22</b>	<b>Goods and Services</b>	<b>38,815,000</b>	<b>43,390,000</b>	<b>42,452,956</b>	<b>(3,637,956)</b>	<b>937,044</b>
22010	Cost of Utilities	1,950,000	2,162,000	2,145,423	(195,423)	16,577
22020	Fuel and Oil	50,000	53,000	53,000	(3,000)	-
22040	Office Equipment and Furniture	550,000	550,000	397,674	152,326	152,326
22050	Office Expenses	560,000	675,000	658,764	(98,764)	16,236
22060	Maintenance	8,455,000	10,555,000	10,114,512	(1,659,512)	440,488
22070	Cleaning Services	45,000	70,000	70,000	(25,000)	-
22100	Publications and Stationery	605,000	605,000	598,923	6,077	6,077
22120	Fees	250,000	370,000	137,945	112,055	232,055
22130	Studies & Surveys	1,000,000	-	-	1,000,000	-
22140	Medical Supplies, Drugs and Equipment	25,000,000	28,100,000	28,094,952	(3,094,952)	5,048
22170	Travelling within the Republic of Mauritius	-	40,000	31,994	(31,994)	8,006
22900	Other Goods and Services	350,000	210,000	149,770	200,230	60,230
22900001	Uniforms	170,000	170,000	149,770	20,230	20,230
22900003	Passage costs	180,000	40,000	-	180,000	40,000
<b>Capital Expenditure</b>		<b>15,000,000</b>	<b>15,000,000</b>	<b>14,900,321</b>	<b>99,680</b>	<b>99,680</b>
<b>31</b>	<b>Acquisition of Non-Financial Assets</b>	<b>15,000,000</b>	<b>15,000,000</b>	<b>14,900,321</b>	<b>99,680</b>	<b>99,680</b>
31122	Other Machinery & Equipment	15,000,000	15,000,000	14,900,321	99,680	99,680
31122804	Acquisition of Laboratory Equipment	15,000,000	15,000,000	14,900,321	99,680	99,680
<b>Total - Sub-Head 2-109: Forensic Science Laboratory</b>		<b>80,700,000</b>	<b>82,700,000</b>	<b>80,755,327</b>	<b>(55,327)</b>	<b>1,944,673</b>
<b>Sub-Head 2-110: Pay Research Bureau</b>						
<b>Recurrent Expenditure</b>		<b>41,600,000</b>	<b>41,600,000</b>	<b>40,543,986</b>	<b>1,056,014</b>	<b>1,056,014</b>
<b>21</b>	<b>Compensation of Employees</b>	<b>35,957,000</b>	<b>35,704,000</b>	<b>35,075,248</b>	<b>881,752</b>	<b>628,752</b>
21110	Personal Emoluments	29,532,000	26,369,000	25,917,912	3,614,088	451,088
21110001	Basic Salary	22,525,000	19,605,000	19,323,366	3,201,634	281,634
21110002	Salary Compensation-2015	332,000	332,000	277,834	54,166	54,166
21110004	Allowances	3,600,000	3,800,000	3,755,166	(155,166)	44,834
21110006	Cash in lieu of Leave	1,155,000	962,000	930,372	224,628	31,628
21110009	End-of-year Bonus	1,920,000	1,670,000	1,631,174	288,826	38,826
21111	Other Staff Costs	6,225,000	9,135,000	8,970,745	(2,745,745)	164,255
21111002	Travelling and Transport	2,200,000	2,350,000	2,291,190	(91,190)	58,810
21111100	Overtime	4,000,000	6,760,000	6,654,555	(2,654,555)	105,445
21111200	Staff Welfare	25,000	25,000	25,000	-	-
21210	Social Contributions	200,000	200,000	186,591	13,409	13,409
<b>22</b>	<b>Goods and Services</b>	<b>5,643,000</b>	<b>5,896,000</b>	<b>5,468,738</b>	<b>174,262</b>	<b>427,262</b>
22010	Cost of Utilities	1,285,000	1,285,000	1,140,125	144,875	144,875
22030	Rent	2,450,000	2,450,000	2,345,216	104,784	104,784
22040	Office Equipment and Furniture	700,000	700,000	645,977	54,023	54,023
22050	Office Expenses	380,000	650,000	636,672	(256,672)	13,328
22060	Maintenance	200,000	200,000	139,683	60,317	60,317
22070	Cleaning Services	80,000	80,000	74,520	5,480	5,480
22100	Publications and Stationery	465,000	472,000	455,955	9,045	16,045
22120	Fees	50,000	26,000	8,000	42,000	18,000
22900	Other Goods and Services	33,000	33,000	22,590	10,410	10,410
<b>Total - Sub-Head 2-110: Pay Research Bureau</b>		<b>41,600,000</b>	<b>41,600,000</b>	<b>40,543,986</b>	<b>1,056,014</b>	<b>1,056,014</b>



## STATEMENT D 1

Detailed Statement of Expenditure of the Consolidated Fund  
for the financial year 2015-2016

Item No.	Details	Appropriation (a) Rs	Total Provisions after Supplementary Appropriation and Virement (b) Rs	Actual Expenditure (c) Rs	(Over)/Under Appropriation (a-c) Rs	(Over)/Under Total Provision (b-c) Rs
<b>Sub-Head 2-111: Civil Status Division</b>						
<b>Recurrent Expenditure</b>		<b>78,500,000</b>	<b>78,500,000</b>	<b>72,809,739</b>	<b>5,690,261</b>	<b>5,690,261</b>
21	<b>Compensation of Employees</b>	<b>59,365,000</b>	<b>58,895,000</b>	<b>56,345,585</b>	<b>3,019,415</b>	<b>2,549,415</b>
21110	Personal Emoluments	51,660,000	51,590,000	50,760,299	899,701	829,701
21110001	Basic Salary	39,805,000	40,105,000	40,021,690	(216,690)	83,310
21110002	Salary Compensation-2015	1,155,000	1,155,000	956,123	198,877	198,877
21110004	Allowances	5,800,000	5,500,000	5,247,989	552,011	252,011
21110006	Cash in lieu of Leave	1,500,000	1,430,000	1,407,196	92,804	22,804
21110009	End-of-year Bonus	3,400,000	3,400,000	3,127,301	272,699	272,699
21111	Other Staff Costs	7,030,000	6,630,000	4,921,300	2,108,700	1,708,700
21111002	Travelling and Transport	4,000,000	4,000,000	3,172,383	827,617	827,617
21111100	Overtime	3,000,000	2,600,000	1,720,953	1,279,047	879,047
21111200	Staff Welfare	30,000	30,000	27,963	2,037	2,037
21210	Social Contributions	675,000	675,000	663,986	11,014	11,014
22	<b>Goods and Services</b>	<b>16,685,000</b>	<b>17,235,000</b>	<b>14,654,453</b>	<b>2,030,547</b>	<b>2,580,547</b>
22010	Cost of Utilities	3,335,000	3,335,000	2,852,319	482,681	482,681
22020	Fuel and Oil	50,000	62,000	48,058	1,942	13,942
22030	Rent	4,700,000	5,530,000	5,419,443	(719,443)	110,557
22040	Office Equipment and Furniture	3,200,000	1,552,000	874,729	2,325,271	677,271
22050	Office Expenses	455,000	609,000	529,731	(74,731)	79,269
22060	Maintenance	2,295,000	3,635,000	3,156,738	(861,738)	478,262
22070	Cleaning Services	100,000	100,000	70,906	29,094	29,094
22100	Publications and Stationery	1,330,000	1,192,000	976,094	353,906	215,906
22120	Fees	100,000	100,000	86,982	13,018	13,018
22900	Other Goods and Services	1,120,000	1,120,000	639,455	480,545	480,545
28	<b>Other Expense</b>	<b>2,450,000</b>	<b>2,370,000</b>	<b>1,809,701</b>	<b>640,299</b>	<b>560,299</b>
28211	Transfers to Non Profit Institutions	950,000	950,000	923,101	26,899	26,899
28211015	Muslim Family Council	950,000	950,000	923,101	26,899	26,899
28212	Transfers to Households	1,500,000	1,420,000	886,600	613,400	533,400
28212007	Savings Culture Campaign	1,500,000	1,420,000	886,600	613,400	533,400
<b>Total - Sub-Head 2-111: Civil Status Division</b>		<b>78,500,000</b>	<b>78,500,000</b>	<b>72,809,739</b>	<b>5,690,261</b>	<b>5,690,261</b>
<b>Sub-Head 2-112: Rodrigues</b>						
<b>Recurrent Expenditure</b>		<b>2,127,800,000</b>	<b>2,172,302,000</b>	<b>2,166,300,914</b>	<b>(38,500,914)</b>	<b>6,001,086</b>
21	<b>Compensation of Employees</b>	<b>25,704,000</b>	<b>25,604,000</b>	<b>24,612,184</b>	<b>1,091,816</b>	<b>991,816</b>
21110	Personal Emoluments	13,951,000	13,663,000	12,801,157	1,149,843	861,843
21110001	Basic Salary	6,071,000	5,991,000	5,252,503	818,497	738,497
21110002	Salary Compensation-2015	160,000	120,000	115,500	44,500	4,500
21110004	Allowances	140,000	140,000	136,049	3,951	3,951
21110005	Extra Assistance	330,000	322,000	267,381	62,619	54,619
21110006	Cash in lieu of Leave	250,000	250,000	241,831	8,169	8,169
21110009	End-of-year Bonus	500,000	440,000	424,533	75,467	15,467
21110010	Service to Mauritius Programme	6,500,000	6,400,000	6,363,360	136,640	36,640
21111	Other Staff Costs	1,153,000	1,341,000	1,221,739	(68,739)	119,261
21111002	Travelling and Transport	600,000	600,000	503,854	96,146	96,146
21111100	Overtime	550,000	650,000	629,455	(79,455)	20,545
21111200	Staff Welfare	3,000	3,000	3,000	-	-
21210	Social Contributions	10,600,000	10,600,000	10,589,288	10,712	10,712
22	<b>Goods and Services</b>	<b>10,096,000</b>	<b>9,946,000</b>	<b>4,951,854</b>	<b>5,144,146</b>	<b>4,994,146</b>
22010	Cost of Utilities	150,000	150,000	103,993	46,007	46,007

## STATEMENT D 1

Detailed Statement of Expenditure of the Consolidated Fund  
for the financial year 2015-2016

Item No.	Details	Appropriation (a) Rs	Total Provisions after Supplementary Appropriation and Virement (b) Rs	Actual Expenditure (c) Rs	(Over)/Under Appropriation (a-c) Rs	(Over)/Under Total Provision (b-c) Rs
<b>Sub-Head 2-112: Rodrigues - continued</b>						
<b>22</b>	<b>Goods and Services - contd.</b>					
22020	Fuel and Oil	70,000	70,000	-	70,000	70,000
22030	Rent	10,000	10,000	4,000	6,000	6,000
22040	Office Equipment and Furniture	290,000	315,000	116,690	173,311	198,311
22050	Office Expenses	71,000	71,000	20,607	50,393	50,393
22060	Maintenance	6,686,000	6,686,000	2,393,268	4,292,732	4,292,732
22070	Cleaning Services	1,000	1,000	-	1,000	1,000
22090	Security	200,000	200,000	77,625	122,375	122,375
22100	Publications and Stationery	53,000	53,000	-	53,000	53,000
22120	Fees	2,505,000	2,330,000	2,208,088	296,912	121,912
22900	Other Goods and Services	60,000	60,000	27,583	32,417	32,417
<b>25</b>	<b>Subsidies</b>	<b>72,000,000</b>	<b>105,552,000</b>	<b>105,536,876</b>	<b>(33,536,876)</b>	<b>15,124</b>
25110	Non Financial Public Corporations	70,000,000	102,972,000	102,966,527	(32,966,527)	5,473
25110011	Special Rodrigues Holiday Package	40,000,000	64,495,000	64,494,099	(24,494,099)	901
25110012	Subsidy on Airfare from Rodrigues	20,000,000	27,207,000	27,206,328	(7,206,328)	672
25110013	Subsidy on Passenger Service Charge	10,000,000	11,270,000	11,266,100	(1,266,100)	3,900
25210	Non Financial Private Enterprises	2,000,000	2,580,000	2,570,349	(570,349)	9,651
25210005	Freight Rebate Scheme	2,000,000	2,580,000	2,570,349	(570,349)	9,651
<b>26</b>	<b>Grants</b>	<b>2,020,000,000</b>	<b>2,031,200,000</b>	<b>2,031,200,000</b>	<b>(11,200,000)</b>	<b>-</b>
26311	Other General Government Units	2,020,000,000	2,031,200,000	2,031,200,000	(11,200,000)	-
26311001	Rodrigues Regional Assembly	2,020,000,000	2,031,200,000	2,031,200,000	(11,200,000)	-
<b>Capital Expenditure</b>		<b>676,400,000</b>	<b>741,400,000</b>	<b>729,196,973</b>	<b>(52,796,973)</b>	<b>12,203,027</b>
<b>26</b>	<b>Grants</b>	<b>675,000,000</b>	<b>740,000,000</b>	<b>728,236,973</b>	<b>(53,236,973)</b>	<b>11,763,027</b>
26321	Other General Government Units	675,000,000	740,000,000	728,236,973	(53,236,973)	11,763,027
26321001	Rodrigues Regional Assembly	600,000,000	665,000,000	665,000,000	(65,000,000)	-
26321002	Water Sector Development Projects in Rodrigues	75,000,000	75,000,000	63,236,973	11,763,027	11,763,027
<b>31</b>	<b>Acquisition of Non-Financial Assets</b>	<b>1,400,000</b>	<b>1,400,000</b>	<b>960,000</b>	<b>440,000</b>	<b>440,000</b>
31121	Transport Equipment	1,400,000	1,400,000	960,000	440,000	440,000
31121801	Acquisition of Vehicles	1,400,000	1,400,000	960,000	440,000	440,000
<b>Total - Sub-Head 2-112: Rodrigues</b>		<b>2,804,200,000</b>	<b>2,913,702,000</b>	<b>2,895,497,886</b>	<b>(91,297,886)</b>	<b>18,204,114</b>
<b>Total - Prime Minister's Office</b>		<b>3,587,200,000</b>	<b>3,901,980,000</b>	<b>3,753,087,591</b>	<b>(165,887,591)</b>	<b>148,892,409</b>
<b>Vote 2-2: National Development Unit</b>						
<b>Recurrent Expenditure</b>		<b>142,000,000</b>	<b>142,000,000</b>	<b>133,328,854</b>	<b>8,671,146</b>	<b>8,671,146</b>
<b>21</b>	<b>Compensation of Employees</b>	<b>106,335,000</b>	<b>102,937,000</b>	<b>98,576,404</b>	<b>7,758,596</b>	<b>4,360,596</b>
21110	Personal Emoluments	93,830,000	90,032,000	86,477,923	7,352,077	3,554,077
21110001	Basic Salary	77,595,000	74,112,000	72,123,404	5,471,596	1,988,596
21110002	Salary Compensation-2015	1,829,000	1,829,000	1,460,967	368,033	368,033
21110004	Allowances	1,900,000	2,500,000	2,489,881	(589,881)	10,119

## STATEMENT D 1

Detailed Statement of Expenditure of the Consolidated Fund  
for the financial year 2015-2016

Item No.	Details	Appropriation (a) Rs	Total Provisions after Supplementary Appropriation and Virement (b) Rs	Actual Expenditure (c) Rs	(Over)/Under Appropriation (a-c) Rs	(Over)/Under Total Provision (b-c) Rs
<b>Vote 2-2: National Development Unit - continued</b>						
<b>21</b>	<b>Compensation of Employees - contd.</b>					
21110005	Extra Assistance	1,700,000	1,700,000	1,026,960	673,040	673,040
21110006	Cash in lieu of Leave	3,300,000	3,300,000	3,215,345	84,655	84,655
21110009	End-of-year Bonus	6,796,000	5,881,000	5,837,366	958,634	43,634
21110010	Service to Mauritius Programme	710,000	710,000	324,000	386,000	386,000
21111	Other Staff Costs	11,530,000	11,930,000	11,134,007	395,993	795,993
21111001	Wages	275,000	275,000	172,800	102,200	102,200
21111002	Travelling and Transport	8,840,000	9,240,000	9,207,501	(367,501)	32,499
21111100	Overtime	2,400,000	2,400,000	1,740,459	659,541	659,541
21111200	Staff Welfare	15,000	15,000	13,247	1,753	1,753
21210	Social Contributions	975,000	975,000	964,474	10,526	10,526
<b>22</b>	<b>Goods and Services</b>	<b>35,345,000</b>	<b>38,593,000</b>	<b>34,325,474</b>	<b>1,019,526</b>	<b>4,267,526</b>
22010	Cost of Utilities	5,475,000	6,025,000	5,790,509	(315,509)	234,491
22020	Fuel and Oil	250,000	250,000	179,334	70,666	70,666
22030	Rent	11,250,000	12,085,000	11,564,912	(314,912)	520,088
22040	Office Equipment and Furniture	1,000,000	1,400,000	1,164,447	(164,447)	235,553
22050	Office Expenses	1,150,000	1,468,000	1,125,048	24,952	342,952
22060	Maintenance	2,610,000	2,610,000	2,359,815	250,185	250,185
22070	Cleaning Services	250,000	250,000	208,379	41,621	41,621
22090	Security	175,000	175,000	150,684	24,316	24,316
22100	Publications and Stationery	2,125,000	2,425,000	2,364,163	(239,163)	60,837
22120	Fees of which	10,310,000	11,155,000	8,967,602	1,342,398	2,187,398
22120008	Fees to Consultants i.e.w Studies and Project Preparation	10,000,000	10,000,000	7,908,268	2,091,732	2,091,732
22170	Travelling within the Republic of Mauritius	200,000	200,000	129,072	70,928	70,928
22900	Other Goods and Services	550,000	550,000	321,509	228,491	228,491
<b>26</b>	<b>Grants</b>	<b>300,000</b>	<b>450,000</b>	<b>426,976</b>	<b>(126,976)</b>	<b>23,024</b>
26210	Contribution to International Organisations	300,000	450,000	426,976	(126,976)	23,024
26210067	Afro-Asian Rural Development Organisation	300,000	450,000	426,976	(126,976)	23,024
<b>27</b>	<b>Social Benefits</b>	<b>20,000</b>	<b>20,000</b>	<b>-</b>	<b>20,000</b>	<b>20,000</b>
27210	Social Assistance Benefits in Cash	20,000	20,000	-	20,000	20,000
<b>Capital Expenditure</b>		<b>803,000,000</b>	<b>433,000,000</b>	<b>272,912,027</b>	<b>530,087,973</b>	<b>160,087,973</b>
<b>31</b>	<b>Acquisition of Non- Financial Assets</b>	<b>803,000,000</b>	<b>433,000,000</b>	<b>272,912,027</b>	<b>530,087,973</b>	<b>160,087,973</b>
31112	Non-Residential Buildings	91,500,000	16,007,500	7,721,182	83,778,818	8,286,318
31112001	Construction of Office Buildings	2,500,000	2,500,000	-	2,500,000	2,500,000
31112022	Construction of Market Fairs at Goodlands, Triolet and Roche Bois	87,000,000	10,807,500	5,030,964	81,969,036	5,776,536
31112401	Upgrading of Office Buildings	2,000,000	2,700,000	2,690,218	(690,218)	9,782
31113	Other Structures	707,500,000	407,500,000	256,775,970	450,724,030	150,724,030
31113003	Construction of Roads	50,000,000	50,000,000	7,387,537	42,612,463	42,612,463
31113006	Construction of Sports Facilities	40,000,000	40,000,000	9,999,238	30,000,762	30,000,762

## STATEMENT D 1

Detailed Statement of Expenditure of the Consolidated Fund  
for the financial year 2015-2016

Item No.	Details	Appropriation (a) Rs	Total Provisions after Supplementary Appropriation and Virement (b) Rs	Actual Expenditure (c) Rs	(Over)/Under Appropriation (a-c) Rs	(Over)/Under Total Provision (b-c) Rs
<b>Vote 2-2: National Development Unit - continued</b>						
<b>31</b>	<b>Acquisition of Non-Financial Assets - contd.</b>					
31113014	Landscaping Works	10,000,000	10,000,000	1,164,883	8,835,117	8,835,117
31113015	Construction of Drains	300,000,000	50,000,000	43,170,420	256,829,580	6,829,580
31113018	Road Safety Devices	3,000,000	3,000,000	-	3,000,000	3,000,000
31113019	Bus Shelters & Stands	5,000,000	5,000,000	-	5,000,000	5,000,000
31113021	Children's Playgrounds	1,500,000	1,500,000	1,074,375	425,625	425,625
31113022	Construction of Cremation Grounds / Cemeteries	20,000,000	20,000,000	7,852,496	12,147,504	12,147,504
31113403	Upgrading of Roads	200,000,000	150,000,000	149,093,400	50,906,600	906,600
31113406	Upgrading of Sports Facilities	39,000,000	39,000,000	8,993,735	30,006,265	30,006,265
31113415	Maintenance and Cleaning of Drains	20,000,000	20,000,000	11,281,875	8,718,125	8,718,125
31113422	Upgrading of Cremation Grounds / Cemeteries	19,000,000	19,000,000	16,758,010	2,241,990	2,241,990
31121	Transport Equipment	1,000,000	1,000,000	-	1,000,000	1,000,000
31121801	Acquisition of Vehicles	1,000,000	1,000,000	-	1,000,000	1,000,000
31122	Acquisition of Other Machinery & Equipment	3,000,000	8,492,500	8,414,875	(5,414,875)	77,625
31122802	Acquisition of IT Equipment	1,900,000	1,900,000	1,845,515	54,485	54,485
31122807	Street Lighting Equipment	1,000,000	6,492,500	6,492,210	(5,492,210)	290
31122999	Other Machinery and Equipment	100,000	100,000	77,150	22,850	22,850
<b>Total - Vote 2-2: National Development Unit</b>		<b>945,000,000</b>	<b>575,000,000</b>	<b>406,240,880</b>	<b>538,759,120</b>	<b>168,759,120</b>
<b>Vote 2-3: Police Service</b>						
<b>Sub-Head 2-301: General</b>						
<b>Recurrent Expenditure</b>		<b>1,500,700,000</b>	<b>1,592,096,200</b>	<b>1,555,602,637</b>	<b>(54,902,637)</b>	<b>36,493,563</b>
<b>21</b>	<b>Compensation of Employees</b>	<b>1,131,740,000</b>	<b>1,249,990,000</b>	<b>1,246,869,047</b>	<b>(115,129,047)</b>	<b>3,120,953</b>
21110	Personal Emoluments	1,050,990,000	1,162,690,000	1,161,580,954	(110,590,954)	1,109,046
21110001	Basic Salary	628,597,000	711,888,200	711,843,445	(83,246,445)	44,755
21111	Other Staff Costs	64,425,000	69,925,000	67,913,093	(3,488,093)	2,011,907
21111001	Wages	535,000	535,000	-	535,000	535,000
21111002	Travelling and Transport	43,660,000	49,160,000	49,155,621	(5,495,621)	4,379
21111100	Overtime	19,100,000	19,100,000	18,109,472	990,528	990,528
21111200	Staff Welfare	1,130,000	1,130,000	648,000	482,000	482,000
21210	Social Contributions	16,325,000	17,375,000	17,375,000	(1,050,000)	-
<b>22</b>	<b>Goods and Services</b>	<b>367,310,000</b>	<b>340,456,200</b>	<b>307,299,773</b>	<b>60,010,227</b>	<b>33,156,427</b>
22010	Cost of Utilities	37,600,000	39,808,000	39,291,675	(1,691,675)	516,325
22020	Fuel and Oil	32,500,000	32,500,000	30,948,101	1,551,899	1,551,899
22030	Rent	90,250,000	91,610,000	89,978,630	271,370	1,631,370
22030007	Rental of lines for CCTV and other Security Network Systems	68,000,000	68,000,000	66,397,920	1,602,080	1,602,080
22040	Office Equipment and Furniture	2,000,000	2,000,000	1,197,014	802,986	802,986
22050	Office Expenses	1,120,000	1,320,000	1,236,856	(116,856)	83,144
22060	Maintenance	91,310,000	80,610,000	72,569,577	18,740,423	8,040,423
22060003	Plant & Equipment	30,000,000	19,600,000	11,726,548	18,273,452	7,873,452
22060004	Vehicles & Motorcycles	19,000,000	20,200,000	20,197,989	(1,197,989)	2,011
22060005	IT Equipment	38,000,000	36,500,000	36,417,864	1,582,136	82,136

## STATEMENT D 1

Detailed Statement of Expenditure of the Consolidated Fund  
for the financial year 2015-2016

Item No.	Details	Appropriation (a) Rs	Total Provisions after Supplementary Appropriation and Virement (b) Rs	Actual Expenditure (c) Rs	(Over)/Under Appropriation (a-c) Rs	(Over)/Under Total Provision (b-c) Rs
<b>Sub-Head 2-301: General - continued</b>						
22	<b>Goods and Services - contd.</b>					
22070	Cleaning Services	500,000	500,000	491,486	8,514	8,514
22100	Publications and Stationery	7,080,000	7,080,000	6,766,441	313,559	313,559
22120	Fees	5,100,000	5,100,000	3,983,332	1,116,668	1,116,668
22130	Studies & Surveys	1,000,000	600,000	6,210	993,790	593,790
22130001	Studies icw National Policing Strategic Framework	1,000,000	600,000	6,210	993,790	593,790
22140	Medical Supplies, Drugs and Equipment	2,100,000	2,100,000	2,050,477	49,523	49,523
22150	Scientific and Laboratory Equipment and Supplies	500,000	500,000	440,299	59,701	59,701
22180	Overseas Travel ( Mission and Capacity Building)	-	13,691,000	13,203,090	(13,203,090)	487,910
22900	Other Goods and Services of which	96,250,000	63,037,200	45,136,585	51,113,415	17,900,615
22900001	Uniforms	31,500,000	17,000,000	8,167,864	23,332,136	8,832,136
22900005	Provisions and Stores	24,000,000	9,000,000	8,060,604	15,939,396	939,396
26	<b>Grants</b>	<b>1,650,000</b>	<b>1,650,000</b>	<b>1,433,817</b>	<b>216,183</b>	<b>216,183</b>
26210	Contribution to International Organisations	1,650,000	1,650,000	1,433,817	216,183	216,183
26210021	Interpol	1,500,000	1,500,000	1,428,350	71,650	71,650
26210022	International Association of Chief of Police (IACP)	150,000	150,000	5,468	144,533	144,533
<b>Capital Expenditure</b>		<b>124,700,000</b>	<b>123,500,000</b>	<b>83,406,557</b>	<b>41,293,443</b>	<b>40,093,443</b>
31	<b>Acquisition of Non- Financial Assets</b>	<b>124,700,000</b>	<b>123,500,000</b>	<b>83,406,557</b>	<b>41,293,443</b>	<b>40,093,443</b>
31112	Construction of Non- Residential Buildings	12,200,000	11,000,000	3,340,985	8,859,015	7,659,015
31112001	Building for IT Unit	7,200,000	6,000,000	3,340,985	3,859,015	2,659,015
31112048	Construction of Magazine (Bigara)	2,000,000	2,000,000	-	2,000,000	2,000,000
31112049	Construction of Police Training Academy (Consultancy and Design)	3,000,000	3,000,000	-	3,000,000	3,000,000
31121	Transport Equipment	30,000,000	30,000,000	30,000,000	-	-
31121801	Acquisition of Vehicles	30,000,000	30,000,000	30,000,000	-	-
31122	Other Machinery & Equipment	42,500,000	42,500,000	13,460,558	29,039,442	29,039,442
31122802	Acquisition of IT Equipment	10,500,000	10,500,000	9,999,467	500,533	500,533
31122805	Acquisition of Security Equipment	20,000,000	20,000,000	1,851,330	18,148,670	18,148,670
31122806	Acquisition of Generators	1,000,000	1,000,000	-	1,000,000	1,000,000
31122999	Acquisition of Other Machinery and Equipment	11,000,000	11,000,000	1,609,761	9,390,239	9,390,239
31132	Intangible Fixed Assets	37,000,000	37,000,000	36,605,014	394,986	394,986
31132401	e-Government Projects (a) Implementation of E- Business Plan of Traffic Branch	37,000,000	37,000,000	36,605,014	394,986	394,986
	(b) Crime Occurrence Tracking System(COTS) Phase I and Phase II	500,000	1,025,000	1,021,200	(521,200)	3,800
	(c) Upgrading of Passport Personalisation System	35,500,000	35,585,000	35,583,814	(83,814)	1,186
		1,000,000	390,000	-	1,000,000	390,000

## STATEMENT D 1

Detailed Statement of Expenditure of the Consolidated Fund  
for the financial year 2015-2016

Item No.	Details	Appropriation (a) Rs	Total Provisions after Supplementary Appropriation and Virement (b) Rs	Actual Expenditure (c) Rs	(Over)/Under Appropriation (a-c) Rs	(Over)/Under Total Provision (b-c) Rs
<b>Sub-Head 2-301: General - continued</b>						
<b>31</b>	<b>Acquisition of Non-Financial Assets - contd.</b>					
31133	Furniture, Fixtures & Fittings	3,000,000	3,000,000	-	3,000,000	3,000,000
31133801	Acquisition of Furniture, Fixtures & Fittings	3,000,000	3,000,000	-	3,000,000	3,000,000
<b>Total - Sub-Head 2-301: General</b>		<b>1,625,400,000</b>	<b>1,715,596,200</b>	<b>1,639,009,194</b>	<b>(13,609,194)</b>	<b>76,587,006</b>
<b>Sub-Head 2-302: Crime Control and Investigation</b>						
<b>Recurrent Expenditure</b>		<b>3,006,700,000</b>	<b>3,058,256,800</b>	<b>3,029,181,770</b>	<b>(22,481,770)</b>	<b>29,075,030</b>
<b>21</b>	<b>Compensation of Employees</b>	<b>2,741,020,000</b>	<b>2,795,262,000</b>	<b>2,792,967,977</b>	<b>(51,947,977)</b>	<b>2,294,023</b>
21110	Personal Emoluments	2,523,506,000	2,574,213,000	2,572,485,847	(48,979,847)	1,727,153
21110001	Basic Salary	1,871,460,000	1,941,142,000	1,941,104,633	(69,644,633)	37,367
21110002	Salary Compensation-2015	49,930,000	42,955,000	41,473,593	8,456,407	1,481,407
21110004	Allowances	365,013,000	349,513,000	349,305,563	15,707,437	207,437
21110006	Cash in lieu of Leave	76,982,000	81,482,000	81,481,833	(4,499,833)	167
21110009	End-of-year Bonus	160,121,000	159,121,000	159,120,225	1,000,775	775
21111	Other Staff Costs	191,514,000	192,614,000	192,047,130	(533,130)	566,870
21111001	Wages	484,000	484,000	-	484,000	484,000
21111002	Travelling and Transport	183,530,000	183,530,000	183,523,748	6,252	6,252
21111100	Overtime	7,500,000	8,600,000	8,523,382	(1,023,382)	76,618
21210	Social Contributions	26,000,000	28,435,000	28,435,000	(2,435,000)	-
<b>22</b>	<b>Goods and Services</b>	<b>265,680,000</b>	<b>262,994,800</b>	<b>236,213,793</b>	<b>29,466,207</b>	<b>26,781,007</b>
22010	Cost of Utilities	57,100,000	60,114,800	59,969,632	(2,869,632)	145,168
22020	Fuel and Oil	63,030,000	63,030,000	56,190,392	6,839,608	6,839,608
22030	Rent	8,100,000	8,400,000	8,304,295	(204,295)	95,705
22040	Office Equipment and Furniture	2,000,000	2,000,000	1,470,886	529,114	529,114
22050	Office Expenses	2,000,000	2,400,000	2,164,347	(164,347)	235,653
22060	Maintenance	74,250,000	78,350,000	77,374,874	(3,124,874)	975,126
	<i>of which</i>					
22060004	Vehicles & Motorcycles	52,000,000	56,100,000	56,090,028	(4,090,028)	9,972
22070	Cleaning Services	1,200,000	1,200,000	1,199,118	882	882
22100	Publications and Stationery	8,700,000	8,700,000	4,167,796	4,532,204	4,532,204
22120	Fees	5,000,000	3,600,000	35,000	4,965,000	3,565,000
22120007	Fees for Training	5,000,000	3,600,000	35,000	4,965,000	3,565,000
22140	Medical Supplies, Drugs and Equipment	4,000,000	4,000,000	4,000,000	-	-
22900	Other Goods and Services	40,300,000	31,200,000	21,337,454	18,962,546	9,862,546
	<i>of which</i>					
22900001	Uniforms	31,500,000	20,900,000	11,264,680	20,235,320	9,635,320
<b>Capital Expenditure</b>		<b>80,000,000</b>	<b>62,100,000</b>	<b>34,471,282</b>	<b>45,528,718</b>	<b>27,628,718</b>
<b>31</b>	<b>Acquisition of Non-Financial Assets</b>	<b>80,000,000</b>	<b>62,100,000</b>	<b>34,471,282</b>	<b>45,528,718</b>	<b>27,628,718</b>
31112	Non-Residential Buildings	18,500,000	7,500,000	659,262	17,840,738	6,840,738
31112012	Construction of Police Stations	8,500,000	7,500,000	659,262	7,840,738	6,840,738
31112013	Construction of Police District Head Quarters at Abercrombie	5,000,000	-	-	5,000,000	-
31112014	Construction of Regional Detention Centres	5,000,000	-	-	5,000,000	-
31121	Transport Equipment	25,000,000	28,300,000	28,269,005	(3,269,005)	30,995

## STATEMENT D 1

Detailed Statement of Expenditure of the Consolidated Fund  
for the financial year 2015-2016

Item No.	Details	Appropriation (a) Rs	Total Provisions after Supplementary Appropriation and Virement (b) Rs	Actual Expenditure (c) Rs	(Over)/Under Appropriation (a-c) Rs	(Over)/Under Total Provision (b-c) Rs
<b>Sub-Head 2-302: Crime Control and Investigation - continued</b>						
<b>31</b>	<b>Acquisition of Non-Financial Assets - contd.</b>					
31121801	Acquisition of Vehicles	25,000,000	28,300,000	28,269,005	(3,269,005)	30,995
31122	Other Machinery & Equipment	32,000,000	22,400,000	4,937,631	27,062,369	17,462,369
31122411	Upgrading of CCTV at Moka Detention Centre	22,000,000	12,400,000	-	22,000,000	12,400,000
31122805	Acquisition of Security Equipment	5,000,000	5,000,000	-	5,000,000	5,000,000
31122999	Acquisition of Other Machinery and Equipment	5,000,000	5,000,000	4,937,631	62,369	62,369
31133	Furniture, Fixtures & Fittings	4,500,000	3,900,000	605,383	3,894,617	3,294,617
31133801	Acquisition of Furniture, Fixtures & Fittings	4,500,000	3,900,000	605,383	3,894,617	3,294,617
<b>Total - Sub-Head 2-302: Crime Control and Investigation</b>		<b>3,086,700,000</b>	<b>3,120,356,800</b>	<b>3,063,653,052</b>	<b>23,046,948</b>	<b>56,703,748</b>
<b>Sub-Head 2-303: Road and Public Safety</b>						
<b>Recurrent Expenditure</b>		<b>185,300,000</b>	<b>186,540,000</b>	<b>180,854,911</b>	<b>4,445,089</b>	<b>5,685,089</b>
<b>21</b>	<b>Compensation of Employees</b>	<b>150,320,000</b>	<b>149,920,000</b>	<b>148,462,946</b>	<b>1,857,054</b>	<b>1,457,054</b>
21110	Personal Emoluments	143,430,000	142,755,000	141,358,156	2,071,844	1,396,844
21110001	Basic Salary	108,549,000	108,584,000	108,582,896	(33,896)	1,104
21110002	Salary Compensation-2015	2,650,000	2,650,000	2,310,250	339,750	339,750
21110004	Allowances	18,544,000	17,994,000	17,132,030	1,411,970	861,970
21110006	Cash in lieu of Leave	4,812,000	4,652,000	4,570,571	241,429	81,429
21110009	End-of-year Bonus	8,875,000	8,875,000	8,762,409	112,591	112,591
21111	Other Staff Costs	5,435,000	5,560,000	5,499,790	(64,790)	60,210
21111002	Travelling and Transport	5,260,000	5,385,000	5,325,008	(65,008)	59,993
21111100	Overtime	175,000	175,000	174,783	217	217
21210	Social Contributions	1,455,000	1,605,000	1,605,000	(150,000)	-
<b>22</b>	<b>Goods and Services</b>	<b>34,980,000</b>	<b>36,620,000</b>	<b>32,391,965</b>	<b>2,588,035</b>	<b>4,228,035</b>
22010	Cost of Utilities	2,100,000	2,640,000	2,549,215	(449,215)	90,785
22020	Fuel and Oil	9,210,000	9,210,000	8,319,882	890,118	890,118
22040	Office Equipment and Furniture	150,000	150,000	86,341	63,660	63,660
22050	Office Expenses	3,220,000	2,620,000	1,121,788	2,098,212	1,498,212
22060	Maintenance	15,475,000	17,175,000	16,806,013	(1,331,013)	368,987
22060004	of which Vehicles & Motorcycles	14,000,000	15,000,000	14,996,751	(996,751)	3,249
22100	Publications and Stationery	810,000	810,000	670,577	139,423	139,423
22120	Fees	1,000,000	1,000,000	-	1,000,000	1,000,000
22140	Medical Supplies, Drugs and Equipment	300,000	300,000	292,579	7,421	7,421
22900	Other Goods and Services	2,715,000	2,715,000	2,545,570	169,430	169,430
22900001	of which Uniforms	2,500,000	2,500,000	2,405,714	94,286	94,286
<b>Capital Expenditure</b>		<b>12,000,000</b>	<b>32,900,000</b>	<b>31,559,586</b>	<b>(19,559,586)</b>	<b>1,340,415</b>
<b>31</b>	<b>Acquisition of Non-Financial Assets</b>	<b>12,000,000</b>	<b>32,900,000</b>	<b>31,559,586</b>	<b>(19,559,586)</b>	<b>1,340,415</b>
31121	Transport Equipment	10,000,000	29,400,000	29,141,883	(19,141,883)	258,117
31122	Other Machinery & Equipment	2,000,000	3,500,000	2,417,703	(417,703)	1,082,298
<b>Total - Sub-Head 2-303: Road and Public Safety</b>		<b>197,300,000</b>	<b>219,440,000</b>	<b>212,414,496</b>	<b>(15,114,496)</b>	<b>7,025,504</b>

## STATEMENT D 1

Detailed Statement of Expenditure of the Consolidated Fund  
for the financial year 2015-2016

Item No.	Details	Appropriation (a) Rs	Total Provisions after Supplementary Appropriation and Virement (b) Rs	Actual Expenditure (c) Rs	(Over)/Under Appropriation (a-c) Rs	(Over)/Under Total Provision (b-c) Rs
<b>Sub-Head 2-304: Support to Community</b>						
<b>Recurrent Expenditure</b>		<b>34,700,000</b>	<b>35,071,000</b>	<b>33,568,387</b>	<b>1,131,613</b>	<b>1,502,613</b>
21	<b>Compensation of Employees</b>	<b>32,470,000</b>	<b>32,841,000</b>	<b>32,567,169</b>	<b>(97,169)</b>	<b>273,831</b>
21110	Personal Emoluments	30,610,000	30,840,000	30,581,470	28,530	258,530
21110001	Basic Salary	23,691,000	23,921,000	23,918,207	(227,207)	2,793
21110002	Salary Compensation-2015	685,000	685,000	482,633	202,367	202,367
21110004	Allowances	3,150,000	3,150,000	3,106,140	43,860	43,860
21110006	Cash in lieu of Leave	1,045,000	1,160,000	1,152,564	(107,564)	7,436
21110009	End-of-year Bonus	2,039,000	1,924,000	1,921,925	117,075	2,075
21111	Other Staff Costs	1,555,000	1,661,000	1,645,699	(90,699)	15,301
21111002	Travelling and Transport	1,550,000	1,656,000	1,645,699	(95,699)	10,301
21111100	Overtime	5,000	5,000	-	5,000	5,000
21210	Social Contributions	305,000	340,000	340,000	(35,000)	-
22	<b>Goods and Services</b>	<b>2,230,000</b>	<b>2,230,000</b>	<b>1,001,218</b>	<b>1,228,782</b>	<b>1,228,782</b>
22010	Cost of Utilities	270,000	270,000	234,173	35,827	35,827
22020	Fuel and Oil	203,000	203,000	125,608	77,392	77,392
22030	Rent	50,000	50,000	-	50,000	50,000
22040	Office Equipment and Furniture	35,000	35,000	20,796	14,204	14,204
22050	Office Expenses	35,000	35,000	14,851	20,149	20,149
22060	Maintenance	655,000	655,000	395,221	259,779	259,779
22100	Publications and Stationery	365,000	365,000	64,517	300,483	300,483
22120	Fees	160,000	160,000	30,000	130,000	130,000
22140	Medical Supplies, Drugs and Equipment	45,000	45,000	31,040	13,960	13,960
22900	Other Goods and Services	412,000	412,000	85,012	326,988	326,988
22900001	of which Uniforms	290,000	290,000	8,699	281,301	281,301
<b>Capital Expenditure</b>		<b>3,000,000</b>	<b>3,000,000</b>	<b>-</b>	<b>3,000,000</b>	<b>3,000,000</b>
31	Acquisition of Non- Financial Assets	3,000,000	3,000,000	-	3,000,000	3,000,000
31122	Other Machinery & Equipment	3,000,000	3,000,000	-	3,000,000	3,000,000
<b>Total - Sub-Head 2-304: Support to Community</b>		<b>37,700,000</b>	<b>38,071,000</b>	<b>33,568,387</b>	<b>4,131,613</b>	<b>4,502,613</b>
<b>Sub-Head 2-305: Combating Drugs</b>						
<b>Recurrent Expenditure</b>		<b>186,300,000</b>	<b>182,105,000</b>	<b>175,178,146</b>	<b>11,121,854</b>	<b>6,926,854</b>
21	<b>Compensation of Employees</b>	<b>165,430,000</b>	<b>161,235,000</b>	<b>158,156,717</b>	<b>7,273,283</b>	<b>3,078,283</b>
21110	Personal Emoluments	155,830,000	151,520,000	148,473,093	7,356,907	3,046,907
21110001	Basic Salary	115,070,000	112,740,000	112,421,117	2,648,883	318,883
21110002	Salary Compensation-2015	2,430,000	2,430,000	2,174,509	255,491	255,491
21110004	Allowances	22,662,000	21,482,000	19,258,441	3,403,559	2,223,559
21110006	Cash in lieu of Leave	5,778,000	5,778,000	5,571,233	206,767	206,767
21110009	End-of-year Bonus	9,890,000	9,090,000	9,047,793	842,207	42,207
21111	Other Staff Costs	8,080,000	8,160,000	8,128,624	(48,624)	31,376
21111002	Travelling and Transport	7,630,000	7,710,000	7,702,675	(72,675)	7,325
21111100	Overtime	450,000	450,000	425,949	24,051	24,051
21210	Social Contributions	1,520,000	1,555,000	1,555,000	(35,000)	-
22	<b>Goods and Services</b>	<b>20,870,000</b>	<b>20,870,000</b>	<b>17,021,429</b>	<b>3,848,571</b>	<b>3,848,571</b>
22010	Cost of Utilities	2,660,000	2,660,000	2,261,409	398,591	398,591
22020	Fuel and Oil	6,050,000	6,050,000	4,911,209	1,138,791	1,138,791
22040	Office Equipment and Furniture	300,000	300,000	72,282	227,719	227,719



## STATEMENT D 1

Detailed Statement of Expenditure of the Consolidated Fund  
for the financial year 2015-2016

Item No.	Details	Appropriation (a) Rs	Total Provisions after Supplementary Appropriation and Virement (b) Rs	Actual Expenditure (c) Rs	(Over)/Under Appropriation (a-c) Rs	(Over)/Under Total Provision (b-c) Rs
<b>Sub-Head 2-305: Combating Drugs - continued</b>						
22	<b>Goods and Services - contd.</b>					
22050	Office Expenses	80,000	80,000	60,408	19,593	19,593
22060	Maintenance	5,395,000	5,395,000	5,214,454	180,546	180,546
22100	Publications and Stationery	465,000	465,000	291,815	173,185	173,185
22120	Fees	700,000	700,000	-	700,000	700,000
22140	Medical Supplies, Drugs and Equipment	350,000	350,000	270,475	79,525	79,525
22900	Other Goods and Services	4,870,000	4,870,000	3,939,379	930,621	930,621
	<i>of which</i>					
22900001	Uniforms	800,000	800,000	44,574	755,426	755,426
22900008	Medals, Prizes and Rewards	3,700,000	3,700,000	3,590,860	109,140	109,140
<b>Capital Expenditure</b>		<b>6,000,000</b>	<b>2,900,000</b>	<b>2,085,314</b>	<b>3,914,686</b>	<b>814,686</b>
31	<b>Acquisition of Non-Financial Assets</b>	<b>6,000,000</b>	<b>2,900,000</b>	<b>2,085,314</b>	<b>3,914,686</b>	<b>814,686</b>
31121	Transport Equipment	5,000,000	1,900,000	1,890,645	3,109,355	9,355
31122	Other Machinery & Equipment	1,000,000	1,000,000	194,669	805,331	805,331
<b>Total - Sub-Head 2-305: Combating Drugs</b>		<b>192,300,000</b>	<b>185,005,000</b>	<b>177,263,460</b>	<b>15,036,540</b>	<b>7,741,540</b>
<b>Sub-Head 2-306: Defence and Emergency Rescue</b>						
<b>Recurrent Expenditure</b>		<b>627,500,000</b>	<b>551,076,000</b>	<b>537,660,805</b>	<b>89,839,195</b>	<b>13,415,195</b>
21	<b>Compensation of Employees</b>	<b>521,570,000</b>	<b>435,732,000</b>	<b>433,749,676</b>	<b>87,820,324</b>	<b>1,982,324</b>
21110	Personal Emoluments	461,321,000	391,578,000	390,572,432	70,748,568	1,005,568
21110001	Basic Salary	339,265,000	295,722,000	295,485,597	43,779,403	236,403
21110002	Salary Compensation-2015	11,210,000	7,210,000	7,031,331	4,178,669	178,669
21110004	Allowances	64,681,000	49,181,000	48,872,635	15,808,365	308,365
21110006	Cash in lieu of Leave	17,000,000	12,300,000	12,197,151	4,802,849	102,849
21110009	End-of-year Bonus	29,165,000	27,165,000	26,985,717	2,179,283	179,283
21111	Other Staff Costs	55,649,000	39,149,000	38,172,244	17,476,756	976,756
21111001	Wages	249,000	249,000	-	249,000	249,000
21111002	Travelling and Transport	55,000,000	38,500,000	37,773,844	17,226,156	726,156
21111100	Overtime	400,000	400,000	398,401	1,599	1,599
21210	Social Contributions	4,600,000	5,005,000	5,005,000	(405,000)	-
22	<b>Goods and Services</b>	<b>105,930,000</b>	<b>115,344,000</b>	<b>103,911,128</b>	<b>2,018,872</b>	<b>11,432,872</b>
22010	Cost of Utilities	9,800,000	10,280,000	9,857,301	(57,301)	422,699
22020	Fuel and Oil	9,000,000	9,000,000	8,964,408	35,592	35,592
22040	Office Equipment and Furniture	500,000	500,000	234,894	265,106	265,106
22050	Office Expenses	505,000	505,000	502,380	2,620	2,620
22060	Maintenance	16,000,000	16,700,000	15,889,416	110,584	810,584
	<i>of which</i>					
22060004	Vehicles and Motorcycles	9,600,000	10,100,000	10,056,989	(456,989)	43,011
22070	Cleaning Services	300,000	300,000	284,215	15,786	15,786
22100	Publications and Stationery	1,025,000	1,375,000	1,179,481	(154,481)	195,519
22120	Fees	1,000,000	650,000	142,622	857,378	507,378
22140	Medical Supplies, Drugs and Equipment	500,000	500,000	336,827	163,173	163,173
22900	Other Goods and Services	67,300,000	75,534,000	66,519,584	780,416	9,014,416
	<i>of which</i>					
22900001	Uniforms	20,000,000	15,734,000	7,346,310	12,653,690	8,387,690
22900005	Provisions and Stores	32,000,000	44,500,000	44,290,796	(12,290,796)	209,204

## STATEMENT D 1

Detailed Statement of Expenditure of the Consolidated Fund  
for the financial year 2015-2016

Item No.	Details	Appropriation (a) Rs	Total Provisions after Supplementary Appropriation and Virement (b) Rs	Actual Expenditure (c) Rs	(Over)/Under Appropriation (a-c) Rs	(Over)/Under Total Provision (b-c) Rs
<b>Sub-Head 2-306: Defence and Emergency Rescue - continued</b>						
<b>Capital Expenditure</b>		<b>91,400,000</b>	<b>91,200,000</b>	<b>43,364,283</b>	<b>48,035,717</b>	<b>47,835,717</b>
<b>31</b>	<b>Acquisition of Non-Financial Assets</b>	<b>91,400,000</b>	<b>91,200,000</b>	<b>43,364,283</b>	<b>48,035,717</b>	<b>47,835,717</b>
31111	Dwellings	9,800,000	9,600,000	1,461,200	8,338,800	8,138,800
31112	Non-Residential Buildings	8,500,000	8,500,000	1,920,853	6,579,147	6,579,147
31113	Other Structures	9,500,000	9,500,000	2,471,342	7,028,658	7,028,658
31121	Transport Equipment	25,000,000	25,000,000	25,000,000	-	-
31122	Other Machinery & Equipment	38,600,000	38,600,000	12,510,888	26,089,112	26,089,112
31122805	<i>of which</i> Acquisition of Security Equipment	29,600,000	29,600,000	9,747,734	19,852,266	19,852,266
<b>Total - Sub-Head 2-306: Defence and Emergency Rescue</b>		<b>718,900,000</b>	<b>642,276,000</b>	<b>581,025,088</b>	<b>137,874,912</b>	<b>61,250,912</b>
<b>Sub-Head 2-307: Public Order Policing</b>						
<b>Recurrent Expenditure</b>		<b>206,400,000</b>	<b>199,809,000</b>	<b>195,547,315</b>	<b>10,852,685</b>	<b>4,261,685</b>
<b>21</b>	<b>Compensation of Employees</b>	<b>173,100,000</b>	<b>168,109,000</b>	<b>167,206,389</b>	<b>5,893,611</b>	<b>902,611</b>
21110	Personal Emoluments	158,712,000	155,662,000	155,017,688	3,694,312	644,312
21110001	Basic Salary	119,390,000	116,590,000	116,436,523	2,953,477	153,477
21110002	Salary Compensation-2015	3,810,000	3,010,000	2,738,053	1,071,947	271,947
21110004	Allowances	21,264,000	21,814,000	21,774,052	(510,052)	39,948
21110006	Cash in lieu of Leave	3,981,000	3,981,000	3,802,690	178,310	178,310
21110009	End-of-year Bonus	10,267,000	10,267,000	10,266,370	630	630
21111	Other Staff Costs	12,762,000	10,656,000	10,397,701	2,364,299	258,299
21111002	Travelling and Transport	12,412,000	10,306,000	10,049,712	2,362,288	256,288
21111100	Overtime	350,000	350,000	347,990	2,010	2,010
21210	Social Contributions	1,626,000	1,791,000	1,791,000	(165,000)	-
<b>22</b>	<b>Goods and Services</b>	<b>33,300,000</b>	<b>31,700,000</b>	<b>28,340,926</b>	<b>4,959,074</b>	<b>3,359,074</b>
22010	Cost of Utilities	2,052,000	2,052,000	1,857,776	194,224	194,224
22020	Fuel and Oil	3,300,000	3,300,000	2,963,580	336,420	336,420
22040	Office Equipment and Furniture	300,000	300,000	39,848	260,152	260,152
22050	Office Expenses	78,000	78,000	62,460	15,540	15,540
22060	Maintenance	5,700,000	6,100,000	6,064,313	(364,313)	35,687
22070	Cleaning Services	50,000	50,000	45,976	4,024	4,024
22100	Publications and Stationery	370,000	370,000	323,817	46,183	46,183
22120	Fees	300,000	300,000	-	300,000	300,000
22140	Medical Supplies, Drugs and Equipment	150,000	150,000	60,908	89,092	89,092
22900	Other Goods and Services	21,000,000	19,000,000	16,922,248	4,077,752	2,077,752
22900001	<i>of which</i> Uniforms	4,000,000	4,000,000	2,349,562	1,650,438	1,650,438
22900005	Provisions and Stores	16,500,000	14,500,000	14,155,741	2,344,259	344,259
<b>Capital Expenditure</b>		<b>11,000,000</b>	<b>4,600,000</b>	<b>1,058,459</b>	<b>9,941,541</b>	<b>3,541,541</b>
<b>31</b>	<b>Acquisition of Non-Financial Assets</b>	<b>11,000,000</b>	<b>4,600,000</b>	<b>1,058,459</b>	<b>9,941,541</b>	<b>3,541,541</b>
31121	Transport Equipment	5,000,000	-	-	5,000,000	-
31122	Other Machinery & Equipment	6,000,000	4,600,000	1,058,459	4,941,541	3,541,541
31122805	<i>of which</i> Acquisition of Security Equipment	3,000,000	3,000,000	345,659	2,654,341	2,654,341
<b>Total - Sub-Head 2-307: Public Order Policing</b>		<b>217,400,000</b>	<b>204,409,000</b>	<b>196,605,774</b>	<b>20,794,226</b>	<b>7,803,226</b>

## STATEMENT D 1

Detailed Statement of Expenditure of the Consolidated Fund  
for the financial year 2015-2016

Item No.	Details	Appropriation (a) Rs	Total Provisions after Supplementary Appropriation and Virement (b) Rs	Actual Expenditure (c) Rs	(Over)/Under Appropriation (a-c) Rs	(Over)/Under Total Provision (b-c) Rs
<b>Sub-Head 2-308: Coastal and Maritime Surveillance, Search and Rescue</b>						
<b>Recurrent Expenditure</b>		<b>682,400,000</b>	<b>777,128,000</b>	<b>760,845,070</b>	<b>(78,445,070)</b>	<b>16,282,930</b>
<b>21</b>	<b>Compensation of Employees</b>	<b>445,400,000</b>	<b>503,143,000</b>	<b>501,235,428</b>	<b>(55,835,428)</b>	<b>1,907,572</b>
21110	Personal Emoluments	409,040,000	467,383,000	465,531,583	(56,491,583)	1,851,417
21110001	Basic Salary	260,954,000	296,497,000	296,228,224	(35,274,224)	268,776
21110002	Salary Compensation-2015	7,190,000	7,190,000	6,740,191	449,809	449,809
21110004	Allowances	85,156,000	95,156,000	95,008,798	(9,852,798)	147,202
21110005	Extra Assistance	22,090,000	34,890,000	34,129,889	(12,039,889)	760,111
21110006	Cash in lieu of Leave	12,100,000	12,300,000	12,296,842	(196,842)	3,158
21110009	End-of-year Bonus	21,550,000	21,350,000	21,127,639	422,361	222,361
21111	Other Staff Costs	32,800,000	31,800,000	31,743,845	1,056,155	56,155
21111002	Travelling and Transport	32,200,000	30,840,000	30,784,520	1,415,480	55,480
21111100	Overtime	600,000	960,000	959,325	(359,325)	675
21210	Social Contributions	3,560,000	3,960,000	3,960,000	(400,000)	-
<b>22</b>	<b>Goods and Services</b>	<b>237,000,000</b>	<b>273,985,000</b>	<b>259,609,642</b>	<b>(22,609,642)</b>	<b>14,375,358</b>
22010	Cost of Utilities	13,750,000	14,295,000	14,145,296	(395,296)	149,704
22020	Fuel and Oil	57,000,000	62,000,000	57,949,944	(949,944)	4,050,056
	of which					
22020004	Ships	35,500,000	40,500,000	40,499,641	(4,999,641)	359
22030	Rent	8,000,000	6,340,000	6,305,763	1,694,237	34,237
22040	Office Equipment and Furniture	700,000	700,000	650,152	49,848	49,848
22050	Office Expenses	415,000	415,000	260,932	154,068	154,068
22060	Maintenance	110,000,000	119,500,000	112,747,348	(2,747,348)	6,752,652
	of which					
22060003	Plant and Equipment	21,000,000	16,500,000	11,679,308	9,320,692	4,820,692
22060007	Helicopters	15,000,000	15,000,000	14,824,401	175,599	175,599
22060008	Ships	30,000,000	30,000,000	28,950,651	1,049,349	1,049,349
22060009	Aircrafts	33,000,000	46,500,000	46,475,244	(13,475,244)	24,756
22070	Cleaning Services	100,000	100,000	99,828	172	172
22100	Publications and Stationery	3,760,000	3,760,000	2,079,207	1,680,793	1,680,793
22120	Fees	1,000,000	1,000,000	127,100	872,900	872,900
22140	Medical Supplies, Drugs and Equipment	600,000	600,000	302,977	297,023	297,023
22900	Other Goods and Services	41,675,000	65,275,000	64,941,095	(23,266,095)	333,905
<b>Capital Expenditure</b>		<b>1,122,900,000</b>	<b>1,113,900,000</b>	<b>991,220,971</b>	<b>131,679,029</b>	<b>122,679,029</b>
<b>31</b>	<b>Acquisition of Non-Financial Assets</b>	<b>1,122,900,000</b>	<b>1,113,900,000</b>	<b>991,220,971</b>	<b>131,679,029</b>	<b>122,679,029</b>
31112	Non-Residential Buildings	6,500,000	1,500,000	-	6,500,000	1,500,000
	of which					
31112025	Construction of NCG Posts	6,000,000	1,000,000	-	6,000,000	1,000,000
31113	Other Structures	500,000	500,000	-	500,000	500,000
	of which					
31113029	Construction of Shelters	500,000	500,000	-	500,000	500,000
31121	Transport Equipment	1,060,900,000	1,055,400,000	964,425,474	96,474,526	90,974,526
31121402	Overhaul of Helicopters	35,000,000	60,000,000	55,101,275	(20,101,275)	4,898,725
31121403	Upgrading of Patrol Vessels	5,000,000	1,000,000	-	5,000,000	1,000,000
31121404	Upgrading of Aircrafts	2,000,000	500,000	-	2,000,000	500,000
31121801	Acquisition of Vehicles	10,000,000	10,000,000	9,933,457	66,543	66,543
31121803	Acquisition of Patrol Vessels	672,900,000	633,900,000	549,657,219	123,242,781	84,242,781
	(b) Fast Attack Interceptor Boats	172,300,000	133,300,000	129,516,553	42,783,447	3,783,447
	(c) Waterjet Fast Attack Crafts	500,600,000	500,600,000	420,140,666	80,459,334	80,459,334
31121804	Acquisition of Aircraft	336,000,000	350,000,000	349,733,522	(13,733,522)	266,478

## STATEMENT D 1

Detailed Statement of Expenditure of the Consolidated Fund  
for the financial year 2015-2016

Item No.	Details	Appropriation (a) Rs	Total Provisions after Supplementary Appropriation and Virement (b) Rs	Actual Expenditure (c) Rs	(Over)/Under Appropriation (a-c) Rs	(Over)/Under Total Provision (b-c) Rs
<b>Sub-Head 2-308: Coastal and Maritime Surveillance, Search and Rescue - continued</b>						
31	<b>Acquisition of Non-Financial Assets - contd.</b>					
31122	Other Machinery & Equipment	53,000,000	54,500,000	25,870,190	27,129,811	28,629,811
31122802	Acquisition of IT Equipment	2,000,000	2,000,000	2,000,000	-	-
31122805	Acquisition of Security Equipment	12,000,000	12,000,000	181,360	11,818,640	11,818,640
31122806	Acquisition of Generators	1,000,000	1,000,000	-	1,000,000	1,000,000
31122808	Acquisition of Radio Equipment and Security System	7,000,000	7,000,000	261,970	6,738,030	6,738,030
31122812	Acquisition of Nautical Equipment	20,000,000	20,000,000	13,208,487	6,791,513	6,791,513
31122815	Acquisition of Coastal Radar Surveillance System	1,000,000	1,000,000	54	999,946	999,946
31122999	Acquisition of Other Machinery and Equipment	10,000,000	11,500,000	10,218,319	(218,319)	1,281,681
31133	Furniture, Fixtures & Fittings	2,000,000	2,000,000	925,308	1,074,692	1,074,692
<b>Total - Sub-Head 2-308: Coastal and Maritime Surveillance, Search and Rescue</b>		<b>1,805,300,000</b>	<b>1,891,028,000</b>	<b>1,752,066,041</b>	<b>53,233,959</b>	<b>138,961,959</b>
<b>Total - Vote 2-3: Police Service</b>		<b>7,881,000,000</b>	<b>8,016,182,000</b>	<b>7,655,605,491</b>	<b>225,394,509</b>	<b>360,576,509</b>
<b>Vote 2-4: Government Printing</b>						
<b>Recurrent Expenditure</b>		<b>120,800,000</b>	<b>120,800,000</b>	<b>112,130,968</b>	<b>8,669,032</b>	<b>8,669,032</b>
21	<b>Compensation of Employees</b>	<b>80,925,000</b>	<b>80,925,000</b>	<b>74,554,443</b>	<b>6,370,557</b>	<b>6,370,557</b>
21110	Personal Emoluments	72,440,000	72,365,000	66,839,852	5,600,148	5,525,148
21110001	Basic Salary	62,420,000	62,010,000	57,301,608	5,118,392	4,708,392
21110002	Salary Compensation-2015	1,680,000	1,680,000	1,370,829	309,171	309,171
21110004	Allowances	1,100,000	1,400,000	1,244,968	(144,968)	155,032
21110005	Extra Assistance	15,000	15,000	-	15,000	15,000
21110006	Cash in lieu of Leave	1,850,000	1,885,000	1,883,241	(33,241)	1,759
21110009	End-of-year Bonus	5,015,000	5,015,000	4,778,948	236,052	236,052
21110010	Service to Mauritius Programme	360,000	360,000	260,258	99,742	99,742
21111	Other Staff Costs	7,510,000	7,510,000	6,716,148	793,852	793,852
21111001	Wages	525,000	525,000	291,284	233,716	233,716
21111002	Travelling and Transport	6,400,000	6,400,000	5,874,945	525,055	525,055
21111100	Overtime	550,000	550,000	514,928	35,072	35,072
21111200	Staff Welfare	35,000	35,000	34,990	10	10
21210	Social Contributions	975,000	1,050,000	998,443	(23,443)	51,557
22	<b>Goods and Services</b>	<b>39,875,000</b>	<b>39,875,000</b>	<b>37,576,525</b>	<b>2,298,475</b>	<b>2,298,475</b>
22010	Cost of Utilities	4,650,000	5,200,000	5,077,892	(427,892)	122,108
22020	Fuel and Oil	140,000	140,000	101,620	38,380	38,380
22040	Office Equipment and Furniture	500,000	500,000	448,406	51,594	51,594
22050	Office Expenses	235,000	275,000	261,046	(26,046)	13,954
22060	Maintenance	4,750,000	4,750,000	3,312,324	1,437,676	1,437,676
22070	Cleaning Services	450,000	470,000	466,348	(16,348)	3,652
22090	Security Services	2,050,000	2,030,000	2,024,926	25,074	5,074
22100	Publications and Stationery	25,200,000	24,650,000	24,207,225	992,775	442,775
22120	Fees	300,000	300,000	289,300	10,700	10,700
22900	Other Goods and Services	1,600,000	1,560,000	1,387,438	212,562	172,562

## STATEMENT D 1

Detailed Statement of Expenditure of the Consolidated Fund  
for the financial year 2015-2016

Item No.	Details	Appropriation (a) Rs	Total Provisions after Supplementary Appropriation and Virement (b) Rs	Actual Expenditure (c) Rs	(Over)/Under Appropriation (a-c) Rs	(Over)/Under Total Provision (b-c) Rs
<b>Vote 2-4: Government Printing - continued</b>						
<b>Capital Expenditure</b>		<b>11,600,000</b>	<b>11,600,000</b>	<b>7,263,821</b>	<b>4,336,179</b>	<b>4,336,179</b>
<b>31</b>	<b>Acquisition of Non-Financial Assets</b>	<b>11,600,000</b>	<b>11,600,000</b>	<b>7,263,821</b>	<b>4,336,179</b>	<b>4,336,179</b>
31112	Non-Residential Buildings	5,000,000	3,865,000	-	5,000,000	3,865,000
31112001	Construction of New Building	5,000,000	3,865,000	-	5,000,000	3,865,000
31121	Transport Equipment	-	1,135,000	1,003,850	(1,003,850)	131,150
31122	Other Machinery & Equipment	6,600,000	6,600,000	6,259,971	340,029	340,029
31122802	Acquisition of IT Equipment	400,000	400,000	394,395	5,605	5,605
31122806	Acquisition of Generators	200,000	200,000	172,271	27,729	27,729
31122813	Acquisition of Printing Equipment	4,300,000	3,515,000	3,212,525	1,087,475	302,475
31122814	Acquisition of Air Conditioning Equipment	1,700,000	2,485,000	2,480,780	(780,780)	4,220
<b>Total - Vote 2-4: Government Printing</b>		<b>132,400,000</b>	<b>132,400,000</b>	<b>119,394,789</b>	<b>13,005,211</b>	<b>13,005,211</b>
<b>Vote 2-5: Meteorological Services</b>						
<b>Recurrent Expenditure</b>		<b>80,500,000</b>	<b>79,350,000</b>	<b>77,274,289</b>	<b>3,225,711</b>	<b>2,075,711</b>
<b>21</b>	<b>Compensation of Employees</b>	<b>73,330,000</b>	<b>72,080,000</b>	<b>70,786,819</b>	<b>2,543,181</b>	<b>1,293,181</b>
21110	Personal Emoluments	64,250,000	62,525,000	61,393,177	2,856,823	1,131,823
21110001	Basic Salary	51,849,000	50,550,000	49,763,998	2,085,002	786,002
21110002	Salary Compensation-2015	1,095,000	1,020,000	854,002	240,998	165,998
21110004	Allowances	4,350,000	4,350,000	4,227,712	122,288	122,288
21110006	Cash in lieu of Leave	2,500,000	2,549,000	2,503,686	(3,686)	45,314
21110009	End-of-year Bonus	4,456,000	4,056,000	4,043,779	412,221	12,221
21111	Other Staff Costs	8,430,000	8,905,000	8,799,214	(369,214)	105,786
21111002	Travelling and Transport	6,800,000	6,800,000	6,703,412	96,588	96,588
21111100	Overtime	1,600,000	2,075,000	2,067,022	(467,022)	7,978
21111200	Staff Welfare	30,000	30,000	28,781	1,219	1,219
21210	Social Contributions	650,000	650,000	594,428	55,572	55,572
<b>22</b>	<b>Goods and Services</b>	<b>6,290,000</b>	<b>6,390,000</b>	<b>5,998,142</b>	<b>291,858</b>	<b>391,858</b>
22010	Cost of Utilities	2,370,000	2,380,000	2,343,845	26,155	36,155
22020	Fuel and Oil	350,000	370,000	346,981	3,019	23,019
22040	Office Equipment and Furniture	250,000	285,000	268,997	(18,997)	16,003
22050	Office Expenses	275,000	275,000	272,342	2,658	2,658
22060	Maintenance	850,000	950,000	789,748	60,252	160,252
22100	Publications and Stationery	195,000	195,000	173,149	21,851	21,851
22120	Fees	350,000	350,000	348,309	1,691	1,691
22150	Scientific and Laboratory Equipment and Supplies	1,000,000	1,000,000	922,440	77,560	77,560
22900	Other Goods and Services	650,000	585,000	532,330	117,670	52,670
<b>26</b>	<b>Grants</b>	<b>880,000</b>	<b>880,000</b>	<b>489,329</b>	<b>390,671</b>	<b>390,671</b>
26210	Contribution to International Organisations	880,000	880,000	489,329	390,671	390,671
<b>Capital Expenditure</b>		<b>280,000,000</b>	<b>18,150,000</b>	<b>5,482,571</b>	<b>274,517,429</b>	<b>12,667,429</b>
<b>31</b>	<b>Acquisition of Non-Financial Assets</b>	<b>280,000,000</b>	<b>18,150,000</b>	<b>5,482,571</b>	<b>274,517,429</b>	<b>12,667,429</b>
31121	Transport Equipment	-	1,150,000	1,003,850	(1,003,850)	146,150
31122	Other Machinery & Equipment	280,000,000	17,000,000	4,478,721	275,521,279	12,521,279
31122802	Acquisition of IT Equipment	10,000,000	10,000,000	3,861,571	6,138,429	6,138,429

## STATEMENT D 1

Detailed Statement of Expenditure of the Consolidated Fund  
for the financial year 2015-2016

Item No.	Details	Appropriation (a) Rs	Total Provisions after Supplementary Appropriation and Virement (b) Rs	Actual Expenditure (c) Rs	(Over)/Under Appropriation (a-c) Rs	(Over)/Under Total Provision (b-c) Rs
<b>Vote 2-5: Meteorological Services - continued</b>						
31	<b>Acquisition of Non-Financial Assets - contd.</b>					
31122817	Acquisition of Doppler Weather Radar	270,000,000	7,000,000	617,150	269,382,850	6,382,850
<b>Total - Vote 2-5: Meteorological Services</b>		<b>360,500,000</b>	<b>97,500,000</b>	<b>82,756,861</b>	<b>277,743,139</b>	<b>14,743,139</b>
<b>Vote 2-6: Prison Service</b>						
<b>Recurrent Expenditure</b>		<b>738,100,000</b>	<b>738,100,000</b>	<b>732,799,022</b>	<b>5,300,978</b>	<b>5,300,978</b>
21	<b>Compensation of Employees</b>	<b>589,985,000</b>	<b>581,960,000</b>	<b>579,786,653</b>	<b>10,198,347</b>	<b>2,173,347</b>
21110	Personal Emoluments	532,322,000	522,572,000	520,458,414	11,863,586	2,113,586
21110001	Basic Salary	373,724,000	360,744,000	359,204,233	14,519,767	1,539,767
21110002	Salary Compensation-2015	10,008,000	8,358,000	8,303,102	1,704,898	54,898
21110004	Allowances	102,400,000	110,395,000	110,148,482	(7,748,482)	246,518
21110005	Extra Assistance	1,377,000	1,377,000	1,270,200	106,800	106,800
21110006	Cash in lieu of Leave	12,600,000	12,700,000	12,599,465	535	100,535
21110009	End-of-year Bonus	32,213,000	28,998,000	28,932,933	3,280,068	65,068
21111	Other Staff Costs	52,170,000	53,495,000	53,445,065	(1,275,065)	49,935
21111001	Wages	100,000	100,000	76,909	23,091	23,091
21111002	Travelling and Transport	51,000,000	49,700,000	49,686,087	1,313,913	13,913
21111100	Overtime	1,000,000	3,625,000	3,619,969	(2,619,969)	5,031
21111200	Staff Welfare	70,000	70,000	62,100	7,900	7,900
21210	Social Contributions	5,493,000	5,893,000	5,883,174	(390,174)	9,826
22	<b>Goods and Services</b>	<b>148,025,000</b>	<b>156,050,000</b>	<b>152,922,369</b>	<b>(4,897,369)</b>	<b>3,127,631</b>
22010	Cost of Utilities	31,400,000	33,965,000	33,661,245	(2,261,245)	303,755
22020	Fuel and Oil	3,500,000	3,500,000	3,321,934	178,066	178,066
22030	Rent	100,000	540,000	533,417	(433,417)	6,583
22040	Office Equipment and Furniture	650,000	650,000	573,092	76,908	76,908
22050	Office Expenses	395,000	395,000	291,730	103,270	103,270
22060	Maintenance	14,300,000	15,300,000	15,231,527	(931,527)	68,473
22070	Cleaning Services	300,000	300,000	238,625	61,375	61,375
22100	Publications and Stationery	1,400,000	2,970,000	2,764,595	(1,364,595)	205,405
22120	Fees	1,180,000	1,505,000	1,485,462	(305,462)	19,538
22140	Medical Supplies, Drugs and Equipment	1,600,000	1,600,000	1,226,704	373,296	373,296
22900	Other Goods and Services	93,200,000	95,325,000	93,594,038	(394,038)	1,730,962
28	<b>Other Expense</b>	<b>90,000</b>	<b>90,000</b>	<b>90,000</b>	-	-
28211	Transfers to Non-Profit Institutions	90,000	90,000	90,000	-	-
28211008	Discharged Persons' Aid Committee	90,000	90,000	90,000	-	-
<b>Capital Expenditure</b>		<b>87,400,000</b>	<b>87,400,000</b>	<b>85,813,042</b>	<b>1,586,958</b>	<b>1,586,958</b>
31	<b>Acquisition of Non-Financial Assets</b>	<b>87,400,000</b>	<b>87,400,000</b>	<b>85,813,042</b>	<b>1,586,958</b>	<b>1,586,958</b>
31112	Non-Residential Buildings	75,000,000	75,000,000	74,682,083	317,917	317,917
31112011	Construction of Prisons	65,000,000	65,000,000	64,917,770	82,230	82,230
	(a) New Prison at Melrose	47,000,000	55,700,000	55,695,772	(8,695,772)	4,228
	(c) Open Prison Facility for Women	18,000,000	9,300,000	9,221,998	8,778,002	78,002
31112411	Upgrading of Prisons	10,000,000	10,000,000	9,764,313	235,687	235,687
	(a) Beau Bassin Prison	5,000,000	5,000,000	4,998,798	1,202	1,202

## STATEMENT D 1

Detailed Statement of Expenditure of the Consolidated Fund  
for the financial year 2015-2016

Item No.	Details	Appropriation (a) Rs	Total Provisions after Supplementary Appropriation and Virement (b) Rs	Actual Expenditure (c) Rs	(Over)/Under Appropriation (a-c) Rs	(Over)/Under Total Provision (b-c) Rs
<b>Vote 2-6: Prison Service - continued</b>						
<b>31</b>	<b>Acquisition of Non-Financial Assets - contd.</b>					
	(c) Correctional Youth Centre for Girls	4,000,000	3,250,000	3,020,169	979,831	229,831
	(d) Other Prisons	1,000,000	1,750,000	1,745,346	(745,346)	4,654
31121	Transport Equipment	2,000,000	1,000,000	965,000	1,035,000	35,000
31121801	Acquisition of Vehicles	2,000,000	1,000,000	965,000	1,035,000	35,000
31122	Other Machinery & Equipment	5,000,000	6,000,000	5,792,681	(792,681)	207,319
31122805	Purchase of Security Equipment	2,000,000	2,000,000	1,979,413	20,587	20,587
31122999	Purchase of Other Machinery and Equipment	3,000,000	4,000,000	3,813,268	(813,268)	186,732
31132	Intangible Fixed Assets	3,400,000	3,400,000	2,574,928	825,072	825,072
31132401	e- Government Projects : Prison Management System	3,400,000	3,400,000	2,574,928	825,072	825,072
31133	Furnitures, Fixtures & Fittings	2,000,000	2,000,000	1,798,350	201,650	201,650
31133801	Acquisition of Furnitures, Fixtures & Fittings	2,000,000	2,000,000	1,798,350	201,650	201,650
<b>Total - Vote 2-6: Prison Service</b>		<b>825,500,000</b>	<b>825,500,000</b>	<b>818,612,064</b>	<b>6,887,936</b>	<b>6,887,936</b>
<b>Deputy Prime Minister's Office, Ministry of Tourism and External Communications</b>						
<b>Vote 3-1: Tourism</b>						
<b>Recurrent Expenditure</b>		<b>730,500,000</b>	<b>732,300,000</b>	<b>727,597,391</b>	<b>2,902,609</b>	<b>4,702,609</b>
<b>21</b>	<b>Compensation of Employees</b>	<b>43,987,000</b>	<b>43,687,000</b>	<b>40,522,385</b>	<b>3,464,615</b>	<b>3,164,615</b>
21110	Personal Emoluments	38,091,000	37,791,000	34,831,648	3,259,352	2,959,352
21110001	Basic Salary	27,493,000	27,493,000	25,153,083	2,339,917	2,339,917
21110002	Salary Compensation-2015	548,000	548,000	419,462	128,538	128,538
21110004	Allowances	1,450,000	1,775,000	1,772,591	(322,591)	2,409
21110005	Extra Assistance	3,350,000	3,350,000	3,328,034	21,966	21,966
21110006	Cash in lieu of Leave	1,240,000	1,240,000	1,094,421	145,579	145,579
21110009	End-of-year Bonus	2,450,000	2,150,000	2,076,879	373,121	73,121
21110010	Service to Mauritius Programme	1,560,000	1,235,000	987,177	572,823	247,823
21111	Other Staff Costs	5,411,000	5,411,000	5,368,662	42,338	42,338
21111001	Wages	300,000	293,000	261,589	38,411	31,411
21111002	Travelling and Transport	3,536,000	3,543,000	3,541,942	(5,942)	1,058
21111100	Overtime	1,500,000	1,500,000	1,490,131	9,869	9,869
21111200	Staff Welfare	75,000	75,000	75,000	-	-
21210	Social Contributions	485,000	485,000	322,075	162,925	162,925
21210001	Contribution to the National Savings Fund	485,000	485,000	322,075	162,925	162,925
<b>22</b>	<b>Goods and Services</b>	<b>20,600,000</b>	<b>22,155,000</b>	<b>20,942,290</b>	<b>(342,290)</b>	<b>1,212,710</b>
22010	Cost of Utilities	2,400,000	2,928,000	2,873,059	(473,059)	54,941
22020	Fuel and Oil	640,000	512,000	463,324	176,676	48,676
22030	Rent	7,975,000	7,985,000	7,866,312	108,688	118,688
22040	Office Equipment and	800,000	1,075,000	917,111	(117,111)	157,889
22050	Office Expenses	900,000	1,215,000	1,170,199	(270,199)	44,801

## STATEMENT D 1

Detailed Statement of Expenditure of the Consolidated Fund  
for the financial year 2015-2016

Item No.	Details	Appropriation (a) Rs	Total Provisions after Supplementary Appropriation and Virement (b) Rs	Actual Expenditure (c) Rs	(Over)/Under Appropriation (a-c) Rs	(Over)/Under Total Provision (b-c) Rs
<b>Vote 3-1: Tourism - continued</b>						
22	<b>Goods and Services - contd.</b>					
22060	Maintenance	1,000,000	1,250,000	814,923	185,077	435,077
22090	Security	75,000	75,000	46,109	28,891	28,891
22100	Publications and Stationery	1,400,000	1,720,000	1,668,795	(268,795)	51,205
22120	Fees	500,000	350,000	277,910	222,090	72,090
22170	Travelling within the Republic of Mauritius	110,000	110,000	84,096	25,904	25,904
22900	Other Goods and Services of which	4,800,000	4,935,000	4,760,450	39,550	174,550
	Implementation of Blue Flag Programme	2,300,000	3,155,000	3,154,638	(854,638)	362
26	<b>Grants</b>	<b>665,913,000</b>	<b>666,458,000</b>	<b>666,132,716</b>	<b>(219,716)</b>	<b>325,284</b>
26210	Contribution to International Organisations	5,913,000	6,458,000	6,132,716	(219,716)	325,284
26313	Extra-Budgetary Units	660,000,000	660,000,000	660,000,000	-	-
26313047	Mauritius Tourism Promotion Authority	560,000,000	560,000,000	560,000,000	-	-
	(a) Operating Costs	68,000,000	68,000,000	68,000,000	-	-
	(b) Promotion and Destination Support	475,000,000	475,000,000	475,000,000	-	-
	(c) Mauritius Golf Open	17,000,000	17,000,000	17,000,000	-	-
26313089	Tourism Authority of which	100,000,000	100,000,000	100,000,000	-	-
	(a) New IT Platform for Business Facilitation	9,000,000	9,000,000	9,000,000	-	-
	(b) Green Hotels and Eco- Tourism	10,000,000	10,000,000	10,000,000	-	-
	(c) Tourism Sites Cleaning and Embellishment Programme	17,000,000	23,528,840	23,528,840	(6,528,840)	-
<b>Capital Expenditure</b>		<b>15,500,000</b>	<b>13,700,000</b>	<b>5,791,489</b>	<b>9,708,511</b>	<b>7,908,511</b>
31	<b>Acquisition of Non- Financial Assets</b>	<b>15,500,000</b>	<b>13,700,000</b>	<b>5,791,489</b>	<b>9,708,511</b>	<b>7,908,511</b>
31113	Other Structures	15,500,000	12,100,000	4,191,489	11,308,511	7,908,511
31113016	Construction of Touristic and Leisure Infrastructure	4,500,000	2,950,000	2,060,847	2,439,153	889,153
	(a) Tourism Signage	2,000,000	2,279,000	2,060,847	(60,847)	218,153
	(b) Heritage Trail	2,500,000	671,000	-	2,500,000	671,000
31113416	Upgrading of Touristic and Leisure Infrastructure	1,000,000	1,000,000	265,265	734,735	734,735
31113431	Zoning of Lagoons	10,000,000	8,150,000	1,865,377	8,134,623	6,284,623
31121	Transport Equipment	-	1,600,000	1,600,000	(1,600,000)	-
31121801	Acquisition of Vehicles	-	1,600,000	1,600,000	(1,600,000)	-
<b>Total - Vote 3-1: Tourism</b>		<b>746,000,000</b>	<b>746,000,000</b>	<b>733,388,880</b>	<b>12,611,120</b>	<b>12,611,120</b>



## STATEMENT D 1

Detailed Statement of Expenditure of the Consolidated Fund  
for the financial year 2015-2016

Item No.	Details	Appropriation (a) Rs	Total Provisions after Supplementary Appropriation and Virement (b) Rs	Actual Expenditure (c) Rs	(Over)/Under Appropriation (a-c) Rs	(Over)/Under Total Provision (b-c) Rs
<b>Vote 3-2: External Communications</b>						
<b>Recurrent Expenditure</b>		<b>15,700,000</b>	<b>18,700,000</b>	<b>16,202,827</b>	<b>(502,827)</b>	<b>2,497,173</b>
<b>21</b>	<b>Compensation of Employees</b>	<b>10,274,000</b>	<b>12,113,700</b>	<b>10,468,310</b>	<b>(194,310)</b>	<b>1,645,390</b>
21110	Personal Emoluments	9,296,000	10,940,000	9,386,539	(90,539)	1,553,461
21110001	Basic Salary	7,731,000	7,935,000	6,925,014	805,986	1,009,986
21110002	Salary Compensation-2015	160,000	175,000	129,230	30,770	45,770
21110004	Allowances	400,000	375,000	300,496	99,504	74,504
21110006	Cash in lieu of Leave	350,000	350,000	314,196	35,804	35,804
21110009	End-of-year Bonus	655,000	705,000	566,041	88,959	138,959
21111	Other Staff Costs	873,000	1,068,700	997,940	(124,940)	70,760
21111002	Travelling and Transport	718,000	913,700	858,754	(140,754)	54,946
21111100	Overtime	150,000	150,000	134,295	15,705	15,705
21111200	Staff Welfare	5,000	5,000	4,891	109	109
21210	Social Contributions	105,000	105,000	83,831	21,169	21,169
<b>22</b>	<b>Goods and Services</b>	<b>5,426,000</b>	<b>6,586,300</b>	<b>5,734,517</b>	<b>(308,517)</b>	<b>851,783</b>
22010	Cost of Utilities	560,000	768,000	640,637	(80,637)	127,363
22020	Fuel and Oil	20,000	24,300	24,260	(4,260)	40
22030	Rent	3,625,000	3,725,000	3,615,600	9,400	109,400
22040	Office Equipment and Furniture	475,000	1,131,500	916,172	(441,172)	215,328
22050	Office Expenses	50,000	61,550	59,960	(9,960)	1,590
22060	Maintenance	350,000	350,000	35,432	314,568	314,568
22100	Publications and Stationery	221,000	360,700	355,849	(134,849)	4,851
22120	Fees	75,000	15,250	10,700	64,300	4,550
22900	Other Goods and Services	50,000	150,000	75,905	(25,905)	74,095
<b>Capital Expenditure</b>		<b>166,500,000</b>	<b>1,500,000</b>	<b>870,000</b>	<b>165,630,000</b>	<b>630,000</b>
<b>31</b>	<b>Acquisition of Non-Financial Assets</b>	<b>1,500,000</b>	<b>1,500,000</b>	<b>870,000</b>	<b>630,000</b>	<b>630,000</b>
31121	Transport Equipment	1,500,000	1,500,000	870,000	630,000	630,000
31121801	Acquisition of Vehicles	1,500,000	1,500,000	870,000	630,000	630,000
<b>32</b>	<b>Acquisition of Financial Assets</b>	<b>165,000,000</b>	<b>-</b>	<b>-</b>	<b>165,000,000</b>	<b>-</b>
32145	Loans	-	-	-	-	-
32145120	Loan to Cargo Handling Corporation Ltd	165,000,000	-	-	165,000,000	-
<b>Total - Vote 3-2: External Communications</b>		<b>182,200,000</b>	<b>20,200,000</b>	<b>17,072,827</b>	<b>165,127,173</b>	<b>3,127,173</b>
<b>Vote 3-3: Civil Aviation</b>						
<b>Recurrent Expenditure</b>		<b>278,500,000</b>	<b>278,500,000</b>	<b>249,944,143</b>	<b>28,555,857</b>	<b>28,555,857</b>
<b>21</b>	<b>Compensation of Employees</b>	<b>147,815,000</b>	<b>147,278,000</b>	<b>131,679,924</b>	<b>16,135,076</b>	<b>15,598,076</b>
21110	Personal Emoluments	127,478,000	127,478,000	113,977,187	13,500,813	13,500,813
21110001	Basic Salary	99,854,000	99,854,000	89,003,835	10,850,165	10,850,165
21110002	Salary Compensation-2015	2,174,000	2,174,000	1,613,367	560,633	560,633
21110004	Allowances	12,000,000	12,000,000	11,766,638	233,362	233,362
21110006	Cash in lieu of Leave	4,500,000	4,500,000	4,275,634	224,366	224,366
21110009	End-of-year Bonus	8,950,000	8,950,000	7,317,713	1,632,287	1,632,287
21111	Other Staff Costs	18,972,000	18,435,000	16,523,464	2,448,536	1,911,536
21111002	Travelling and Transport	11,630,000	11,630,000	11,533,220	96,780	96,780
21111100	Overtime	7,300,000	6,763,000	4,952,662	2,347,338	1,810,338
21111200	Staff Welfare	42,000	42,000	37,581	4,419	4,419
21210	Social Contributions	1,365,000	1,365,000	1,179,273	185,727	185,727
<b>22</b>	<b>Goods and Services</b>	<b>116,685,000</b>	<b>117,222,000</b>	<b>105,198,338</b>	<b>11,486,662</b>	<b>12,023,662</b>
22010	Cost of Utilities	13,350,000	13,975,000	13,286,189	63,811	688,811
22020	Fuel and Oil	950,000	950,000	599,835	350,165	350,165

## STATEMENT D 1

Detailed Statement of Expenditure of the Consolidated Fund  
for the financial year 2015-2016

Item No.	Details	Appropriation (a) Rs	Total Provisions after Supplementary Appropriation and Virement (b) Rs	Actual Expenditure (c) Rs	(Over)/Under Appropriation (a-c) Rs	(Over)/Under Total Provision (b-c) Rs
<b>Vote 3-3: Civil Aviation - continued</b>						
<b>22</b>	<b>Goods and Services - contd.</b>					
22040	Office Equipment and Furniture	750,000	1,162,000	989,214	(239,214)	172,786
22050	Office Expenses	625,000	625,000	472,339	152,661	152,661
22060	Maintenance	45,900,000	46,600,000	43,333,327	2,566,673	3,266,673
22070	Cleaning Services	1,650,000	1,750,000	1,742,191	(92,191)	7,809
22090	Security	1,000,000	1,000,000	780,528	219,472	219,472
22100	Publication and Stationery	860,000	1,060,000	1,034,021	(174,021)	25,979
22120	Fees of which	45,000,000	43,500,000	36,741,686	8,258,314	6,758,314
22120020	Inspection and Audit Fees	43,000,000	43,000,000	36,488,600	6,511,400	6,511,400
22900	Other Goods and Services	6,600,000	6,600,000	6,219,008	380,992	380,992
<b>26</b>	<b>Grants</b>	<b>4,000,000</b>	<b>4,500,000</b>	<b>4,214,257</b>	<b>(214,257)</b>	<b>285,743</b>
26210	Contribution to International Organisations	4,000,000	4,500,000	4,214,257	(214,257)	285,743
26210032	International Civil Aviation Organisation	2,200,000	2,200,000	1,969,787	230,213	230,213
26210033	African Civil Aviation Commission	1,800,000	2,300,000	2,244,469	(444,469)	55,531
<b>28</b>	<b>Other Expense</b>	<b>10,000,000</b>	<b>9,500,000</b>	<b>8,851,625</b>	<b>1,148,375</b>	<b>648,375</b>
28217	Expense Not Elsewhere Specified	10,000,000	9,500,000	8,851,625	1,148,375	648,375
<b>Capital Expenditure</b>		<b>44,200,000</b>	<b>44,200,000</b>	<b>10,470,785</b>	<b>33,729,215</b>	<b>33,729,215</b>
<b>31</b>	<b>Acquisition of Non-Financial Assets</b>	<b>44,200,000</b>	<b>44,200,000</b>	<b>10,470,785</b>	<b>33,729,215</b>	<b>33,729,215</b>
31112	Non-Residential Buildings	13,200,000	13,200,000	1,443,746	11,756,254	11,756,254
31112001	Construction of Office Buildings	4,000,000	4,000,000	-	4,000,000	4,000,000
31112427	Upgrading of DCA Headquarters, Area Control Centre & Mast.	9,200,000	9,200,000	1,443,746	7,756,254	7,756,254
31121	Transport Equipment	1,500,000	1,500,000	1,480,985	19,015	19,015
31121801	Acquisition of Vehicles	1,500,000	1,500,000	1,480,985	19,015	19,015
31122	Other Machinery & Equipment	29,500,000	29,500,000	7,546,054	21,953,946	21,953,946
31122802	Acquisition of IT Equipment	1,500,000	1,500,000	-	1,500,000	1,500,000
31122999	Acquisition of Other Machinery and Equipment	28,000,000	28,000,000	7,546,054	20,453,946	20,453,946
	(b) Voice switching	3,000,000	3,000,000	2,135,400	864,600	864,600
	(c) Acquisition/Renewal of other Equipment (Air Traffic Management System)	5,000,000	5,000,000	4,849,313	150,687	150,687
	(d) Replacement Ultra High Frequency Radio Link (Bigara-AreaControl Centre)	20,000,000	19,435,000	-	20,000,000	19,435,000
<b>Total - Vote 3-3: Civil Aviation</b>		<b>322,700,000</b>	<b>322,700,000</b>	<b>260,414,928</b>	<b>62,285,072</b>	<b>62,285,072</b>
<b>Vote 4-1: Vice-Prime Minister's Office, Ministry of Housing and Lands</b>						
<b>Sub-Head 4-101: General</b>						
<b>Recurrent Expenditure</b>		<b>88,960,000</b>	<b>95,660,000</b>	<b>93,818,695</b>	<b>(4,858,695)</b>	<b>1,841,305</b>
<b>21</b>	<b>Compensation of Employees</b>	<b>71,357,000</b>	<b>69,737,000</b>	<b>68,909,788</b>	<b>2,447,212</b>	<b>827,212</b>
21110	Personal Emoluments	62,998,000	60,018,000	59,508,903	3,489,097	509,097
21110001	Basic Salary	48,896,000	45,876,000	45,841,464	3,054,536	34,536
21110002	Salary Compensation-2015	1,252,000	987,000	888,368	363,632	98,632
21110004	Allowances	2,500,000	2,500,000	2,446,913	53,088	53,088
21110005	Extra Assistance	2,900,000	4,625,000	4,625,000	(1,725,000)	-

## STATEMENT D 1

Detailed Statement of Expenditure of the Consolidated Fund  
for the financial year 2015-2016

Item No.	Details	Appropriation (a) Rs	Total Provisions after Supplementary Appropriation and Virement (b) Rs	Actual Expenditure (c) Rs	(Over)/Under Appropriation (a-c) Rs	(Over)/Under Total Provision (b-c) Rs
<b>Sub-Head 4-101: General - continued</b>						
<b>21</b>	<b>Compensation of Employees - contd.</b>					
21110006	Cash in lieu of Leave	2,400,000	1,925,000	1,796,678	603,322	128,322
21110009	End-of-year Bonus	4,150,000	3,705,000	3,614,056	535,944	90,944
21110010	Service to Mauritius Programme	900,000	400,000	296,423	603,577	103,577
21111	Other Staff Costs	7,492,000	8,852,000	8,777,229	(1,285,229)	74,771
21111001	Wages	200,000	200,000	164,700	35,300	35,300
21111002	Travelling and Transport	5,567,000	5,317,000	5,302,529	264,471	14,471
21111100	Overtime	1,700,000	3,310,000	3,310,000	(1,610,000)	-
21111200	Staff Welfare	25,000	25,000	-	25,000	25,000
21210	Social Contributions	867,000	867,000	623,656	243,344	243,344
<b>22</b>	<b>Goods and Services</b>	<b>17,603,000</b>	<b>25,923,000</b>	<b>24,908,908</b>	<b>(7,305,908)</b>	<b>1,014,092</b>
22010	Cost of Utilities	2,450,000	4,650,000	4,453,129	(2,003,129)	196,871
22020	Fuel and Oil	765,000	765,000	631,713	133,287	133,287
22030	Rent	9,300,000	12,400,000	12,383,290	(3,083,290)	16,710
22040	Office Equipment and Furniture	300,000	420,000	402,602	(102,602)	17,398
22050	Office Expenses	1,220,000	1,220,000	1,209,242	10,758	10,758
22060	Maintenance	1,200,000	2,600,000	2,227,604	(1,027,604)	372,397
22070	Cleaning Services	145,000	145,000	141,209	3,791	3,791
22100	Publications and Stationery	1,070,000	2,570,000	2,450,817	(1,380,817)	119,183
22120	Fees	600,000	600,000	593,080	6,920	6,920
22900	Other Goods and Services	553,000	553,000	416,222	136,779	136,779
<b>Capital Expenditure</b>		<b>7,600,000</b>	<b>1,100,000</b>	<b>577,528</b>	<b>7,022,472</b>	<b>522,472</b>
<b>31</b>	<b>Acquisition of Non-Financial Assets</b>	<b>7,600,000</b>	<b>1,100,000</b>	<b>577,528</b>	<b>7,022,472</b>	<b>522,472</b>
31122	Other Machinery & Equipment	600,000	600,000	304,681	295,319	295,319
31122802	Acquisition of IT Equipment	500,000	500,000	204,681	295,319	295,319
31122999	Acquisition of Other Machinery and Equipment	100,000	100,000	100,000	-	-
31132	Intangible Fixed Assets	7,000,000	500,000	272,847	6,727,153	227,153
31132401	Upgrading of ICT Infrastructure	7,000,000	500,000	272,847	6,727,153	227,153
<b>Total - Sub-Head 4-101: General</b>		<b>96,560,000</b>	<b>96,760,000</b>	<b>94,396,223</b>	<b>2,163,777</b>	<b>2,363,777</b>
<b>Sub-Head 4-102: Social Housing Development</b>						
<b>Recurrent Expenditure</b>		<b>52,490,000</b>	<b>52,595,000</b>	<b>37,423,100</b>	<b>15,066,900</b>	<b>15,171,900</b>
<b>21</b>	<b>Compensation of Employees</b>	<b>4,481,000</b>	<b>4,361,000</b>	<b>3,694,589</b>	<b>786,411</b>	<b>666,411</b>
21110	Personal Emoluments	3,976,000	3,856,000	3,287,275	688,725	568,725
21110001	Basic Salary	3,063,000	3,063,000	2,808,363	254,637	254,637
21110002	Salary Compensation-2015	72,000	72,000	46,490	25,510	25,510
21110004	Allowances	65,000	65,000	61,521	3,479	3,479
21110006	Cash in lieu of Leave	235,000	235,000	167,761	67,239	67,239
21110009	End-of-year Bonus	541,000	421,000	203,138	337,862	217,862
21111	Other Staff Costs	430,000	430,000	373,517	56,483	56,483
21111002	Travelling and Transport	350,000	350,000	308,244	41,756	41,756
21111100	Overtime	70,000	70,000	65,273	4,727	4,727
21111200	Staff Welfare	10,000	10,000	-	10,000	10,000
21210	Social Contributions	75,000	75,000	33,798	41,202	41,202
<b>22</b>	<b>Goods and Services</b>	<b>2,009,000</b>	<b>2,234,000</b>	<b>1,992,987</b>	<b>16,013</b>	<b>241,013</b>
22010	Cost of Utilities	125,000	125,000	116,649	8,351	8,351

## STATEMENT D 1

Detailed Statement of Expenditure of the Consolidated Fund  
for the financial year 2015-2016

Item No.	Details	Appropriation (a) Rs	Total Provisions after Supplementary Appropriation and Virement (b) Rs	Actual Expenditure (c) Rs	(Over)/Under Appropriation (a-c) Rs	(Over)/Under Total Provision (b-c) Rs
<b>Sub-Head 4-102: Social Housing Development - continued</b>						
22	<b>Goods and Services - contd.</b>					
22020	Fuel and Oil	44,000	44,000	36,670	7,330	7,330
22030	Rent	500,000	725,000	719,105	(219,105)	5,895
22040	Office Equipment and Furniture	200,000	200,000	197,903	2,097	2,097
22050	Office Expenses	210,000	210,000	159,098	50,902	50,902
22060	Maintenance	135,000	135,000	33,779	101,221	101,221
22070	Cleaning Services	15,000	15,000	13,289	1,711	1,711
22100	Publications and Stationery	125,000	125,000	98,697	26,304	26,304
22120	Fees	625,000	625,000	607,618	17,382	17,382
22900	Other Goods and Services	30,000	30,000	10,180	19,821	19,821
<b>25</b>	<b>Subsidies</b>	<b>29,000,000</b>	<b>29,000,000</b>	<b>15,729,663</b>	<b>13,270,337</b>	<b>13,270,337</b>
25110	Non Financial Public Corporations	19,000,000	18,050,000	4,798,798	14,201,202	13,251,202
25110004	NHDC	19,000,000	18,050,000	4,798,798	14,201,202	13,251,202
	(b) Housing Loans	19,000,000	18,050,000	4,798,798	14,201,202	13,251,202
25120	Financial Public Corporations	10,000,000	10,950,000	10,930,865	(930,865)	19,135
25120002	Subsidy to MHC (Housing Loans)	10,000,000	10,950,000	10,930,865	(930,865)	19,135
<b>28</b>	<b>Other Expense</b>	<b>17,000,000</b>	<b>17,000,000</b>	<b>16,005,861</b>	<b>994,139</b>	<b>994,139</b>
28212	Transfers to Households	17,000,000	17,000,000	16,005,861	994,139	994,139
28212023	NHDC - Syndics for maintenance of NHDC housing estates	17,000,000	17,000,000	16,005,861	994,139	994,139
<b>Capital Expenditure</b>		<b>1,019,000,000</b>	<b>997,087,000</b>	<b>877,638,051</b>	<b>141,361,949</b>	<b>119,448,949</b>
<b>28</b>	<b>Other Expense</b>	<b>766,000,000</b>	<b>756,087,000</b>	<b>639,324,536</b>	<b>126,675,464</b>	<b>116,762,464</b>
28222	Transfers to Households of which	766,000,000	756,087,000	639,324,536	126,675,464	116,762,464
28222012	Casting of Roof Slab Grant Scheme	110,000,000	110,000,000	109,999,175	825	825
28222013	Rehabilitation of Infrastructure of NHDC Estates	175,000,000	175,000,000	59,424,496	115,575,504	115,575,504
28222015	Transfer of Title deeds of ex - CHA houses	1,000,000	1,000,000	223,500	776,500	776,500
28222016	Transfer of title deeds of land /houses	10,000,000	87,000	12,000	9,988,000	75,000
28222017	Construction of Social Housing Units	470,000,000	470,000,000	469,665,365	334,635	334,635
<b>31</b>	<b>Acquisition of Non- Financial Assets</b>	<b>23,000,000</b>	<b>11,000,000</b>	<b>8,313,515</b>	<b>14,686,485</b>	<b>2,686,485</b>
31113	Other Structures	23,000,000	11,000,000	8,313,515	14,686,485	2,686,485
31113037	Off-site Infrastructure Works for Social Housing	23,000,000	11,000,000	8,313,515	14,686,485	2,686,485
<b>32</b>	<b>Acquisition of Financial Assets</b>	<b>230,000,000</b>	<b>230,000,000</b>	<b>230,000,000</b>	<b>-</b>	<b>-</b>
32145	Loans	230,000,000	230,000,000	230,000,000	-	-
32145506	Loans to NHDC	230,000,000	230,000,000	230,000,000	-	-
<b>Total - Sub-Head 4-102: Social Housing Development</b>		<b>1,071,490,000</b>	<b>1,049,682,000</b>	<b>915,061,151</b>	<b>156,428,849</b>	<b>134,620,849</b>

## STATEMENT D 1

Detailed Statement of Expenditure of the Consolidated Fund  
for the financial year 2015-2016

Item No.	Details	Appropriation (a) Rs	Total Provisions after Supplementary Appropriation and Virement (b) Rs	Actual Expenditure (c) Rs	(Over)/Under Appropriation (a-c) Rs	(Over)/Under Total Provision (b-c) Rs
<b>Sub-Head 4-103: Land Management and Physical Planning</b>						
<b>Recurrent Expenditure</b>		<b>171,350,000</b>	<b>170,658,000</b>	<b>160,937,875</b>	<b>10,412,125</b>	<b>9,720,125</b>
<b>21</b>	<b>Compensation of Employees</b>	<b>123,823,000</b>	<b>122,908,000</b>	<b>121,702,104</b>	<b>2,120,896</b>	<b>1,205,896</b>
21110	Personal Emoluments	111,533,000	110,618,000	109,505,753	2,027,247	1,112,247
21110001	Basic Salary	90,824,000	88,424,000	88,415,657	2,408,343	8,343
21110002	Salary Compensation-2015	1,980,000	1,980,000	1,643,085	336,915	336,915
21110004	Allowances	2,525,000	2,525,000	2,142,468	382,532	382,532
21110005	Extra Assistance	4,300,000	6,700,000	6,518,213	(2,218,213)	181,787
21110006	Cash in lieu of Leave	3,506,000	3,506,000	3,501,559	4,441	4,441
21110009	End-of-year Bonus	8,398,000	7,483,000	7,284,771	1,113,229	198,229
21111	Other Staff Costs	11,085,000	11,085,000	11,059,325	25,675	25,675
21111002	Travelling and Transport	10,665,000	10,665,000	10,663,260	1,740	1,740
21111100	Overtime	400,000	400,000	396,065	3,935	3,935
21111200	Staff Welfare	20,000	20,000	-	20,000	20,000
21210	Social Contributions	1,205,000	1,205,000	1,137,026	67,974	67,974
<b>22</b>	<b>Goods and Services</b>	<b>35,997,000</b>	<b>35,957,000</b>	<b>29,067,743</b>	<b>6,929,257</b>	<b>6,889,257</b>
22010	Cost of Utilities	1,650,000	1,945,000	1,642,619	7,381	302,381
22020	Fuel and Oil	860,000	860,000	711,974	148,026	148,026
22030	Rent	9,660,000	13,985,000	13,983,677	(4,323,677)	1,323
22040	Office Equipment and Furniture	500,000	500,000	474,863	25,137	25,137
22050	Office Expenses	885,000	885,000	820,104	64,896	64,896
22060	Maintenance	675,000	875,000	688,095	(13,095)	186,905
22070	Cleaning Services	110,000	110,000	109,623	377	377
22100	Publication and Stationery	1,355,000	1,355,000	1,271,749	83,251	83,251
22120	Fees	1,330,000	1,370,000	1,321,124	8,877	48,877
22130	Studies & Surveys	17,700,000	12,800,000	6,918,635	10,781,365	5,881,365
22130002	Hydrographic Surveys by Indian Navy	700,000	965,000	926,917	(226,917)	38,083
22130003	Land Use Planning and Management	12,000,000	8,000,000	5,991,718	6,008,282	2,008,282
	(b) Review of District Outline Planning Scheme	4,000,000	4,000,000	2,058,760	1,941,240	1,941,240
	(c) Review of National Land Development Strategy	8,000,000	4,000,000	3,932,958	4,067,042	67,042
22130008	National Spatial Data Infrastructure	5,000,000	3,835,000	-	5,000,000	3,835,000
22900	Other Goods and Services	1,272,000	1,272,000	1,125,280	146,720	146,720
<b>26</b>	<b>Grants</b>	<b>11,530,000</b>	<b>11,793,000</b>	<b>10,168,028</b>	<b>1,361,972</b>	<b>1,624,972</b>
26210	Contribution to International Organisations	2,350,000	2,613,000	2,508,978	(158,978)	104,022
26210129	International Hydrographic Organisation	550,000	550,000	543,795	6,205	6,205
26210182	Regional Centre for Mapping of Resources for Development	1,800,000	2,063,000	1,965,183	(165,183)	97,817
26313	Extra-Budgetary Units	9,180,000	9,180,000	7,659,050	1,520,950	1,520,950
26313091	Town and Country Planning Board	9,180,000	9,180,000	7,659,050	1,520,950	1,520,950
<b>Capital Expenditure</b>		<b>460,600,000</b>	<b>597,900,000</b>	<b>589,292,470</b>	<b>(128,692,470)</b>	<b>8,607,530</b>
<b>31</b>	<b>Acquisition of Non-Financial Assets</b>	<b>460,600,000</b>	<b>597,900,000</b>	<b>589,292,470</b>	<b>(128,692,470)</b>	<b>8,607,530</b>

## STATEMENT D 1

Detailed Statement of Expenditure of the Consolidated Fund  
for the financial year 2015-2016

Item No.	Details	Appropriation (a) Rs	Total Provisions after Supplementary Appropriation and Virement (b) Rs	Actual Expenditure (c) Rs	(Over)/Under Appropriation (a-c) Rs	(Over)/Under Total Provision (b-c) Rs
<b>Sub-Head 4-103: Land Management and Physical Planning - continued</b>						
31	<b>Acquisition of Non-Financial Assets - contd.</b>					
31122	Other Machinery & Equipment	7,700,000	6,870,000	5,610,683	2,089,317	1,259,317
31122802	Acquisition of IT Equipment	4,200,000	3,200,000	2,914,394	1,285,606	285,606
31122810	Acquisition of Land Surveying Equipment	2,500,000	2,500,000	1,527,900	972,100	972,100
31122999	Acquisition of Other Machinery and Equipment	1,000,000	1,170,000	1,168,389	(168,389)	1,611
31132	Intangible Fixed Assets	52,900,000	51,930,000	44,620,133	8,279,867	7,309,867
31132101	LAVIMS Project	51,900,000	51,900,000	44,620,133	7,279,867	7,279,867
	(a) LAVIMS maintenance support	33,000,000	38,500,000	38,139,156	(5,139,156)	360,844
	(b) Renewal of Oracle Licence	1,855,000	2,120,000	2,032,569	(177,569)	87,431
	(c) Retention Money	13,200,000	7,200,000	2,455,065	10,744,935	4,744,935
	(d) Enhancements	1,845,000	2,080,000	1,993,343	(148,343)	86,657
	(e) Digital State Land Register	2,000,000	2,000,000	-	2,000,000	2,000,000
31132801	Acquisition of Software	1,000,000	30,000	-	1,000,000	30,000
31410	Non-Produced Assets	400,000,000	539,100,000	539,061,654	(139,061,654)	38,346
31410801	Acquisition of Land	400,000,000	539,100,000	539,061,654	(139,061,654)	38,346
<b>Total - Sub-Head 4-103: Land Management and Physical Planning</b>		<b>631,950,000</b>	<b>768,558,000</b>	<b>750,230,345</b>	<b>(118,280,345)</b>	<b>18,327,655</b>
<b>Total - Vice-Prime Minister's Office, Ministry of Housing and Lands</b>		<b>1,800,000,000</b>	<b>1,915,000,000</b>	<b>1,759,687,719</b>	<b>40,312,281</b>	<b>155,312,281</b>
<b>Vote 5-1: Vice-Prime Minister's Office, Ministry of Energy and Public Utilities</b>						
<b>Sub-Head 5-101: General</b>						
<b>Recurrent Expenditure</b>		<b>59,700,000</b>	<b>59,699,150</b>	<b>43,449,079</b>	<b>16,250,921</b>	<b>16,250,071</b>
21	<b>Compensation of Employees</b>	<b>38,970,000</b>	<b>38,970,000</b>	<b>32,143,434</b>	<b>6,826,566</b>	<b>6,826,566</b>
21110	Personal Emoluments	33,640,000	33,640,000	27,940,911	5,699,089	5,699,089
21110001	Basic Salary	22,600,000	22,400,000	18,867,935	3,732,065	3,532,065
21110002	Salary Compensation-2015	375,000	375,000	279,027	95,973	95,973
21110004	Allowances	2,800,000	3,000,000	2,989,091	(189,091)	10,909
21110005	Extra Assistance	3,000,000	3,000,000	1,915,937	1,084,063	1,084,063
21110006	Cash in lieu of Leave	1,455,000	1,455,000	907,504	547,496	547,496
21110009	End-of-year Bonus	2,000,000	2,000,000	1,629,892	370,108	370,108
21110010	Service to Mauritius Programme	1,410,000	1,410,000	1,351,525	58,475	58,475
21111	Other Staff Costs	4,980,000	4,980,000	3,917,929	1,062,071	1,062,071
21111001	Wages	170,000	170,000	-	170,000	170,000
21111002	Travelling and Transport	3,000,000	3,000,000	2,746,057	253,943	253,943
21111100	Overtime	1,800,000	1,800,000	1,161,915	638,085	638,085
21111200	Staff Welfare	10,000	10,000	9,958	42	42
21210	Social Contributions	350,000	350,000	284,594	65,406	65,406
22	<b>Goods and Services</b>	<b>15,730,000</b>	<b>15,729,150</b>	<b>11,305,645</b>	<b>4,424,355</b>	<b>4,423,505</b>
22010	Cost of Utilities	2,100,000	2,100,000	1,782,414	317,586	317,586
22020	Fuel and Oil	250,000	250,000	246,960	3,041	3,041
22030	Rent	4,825,000	4,825,000	4,776,204	48,796	48,796
22040	Office Equipment and Furniture	900,000	1,250,000	1,192,390	(292,390)	57,610

## STATEMENT D 1

Detailed Statement of Expenditure of the Consolidated Fund  
for the financial year 2015-2016

Item No.	Details	Appropriation (a) Rs	Total Provisions after Supplementary Appropriation and Virement (b) Rs	Actual Expenditure (c) Rs	(Over)/Under Appropriation (a-c) Rs	(Over)/Under Total Provision (b-c) Rs
<b>Sub-Head 5-101: General - continued</b>						
22	<b>Goods and Services - contd.</b>					
22050	Office Expenses	650,000	650,000	530,376	119,624	119,624
22060	Maintenance	1,000,000	1,000,000	276,110	723,890	723,890
22100	Publication and Stationery	1,750,000	2,050,000	1,400,588	349,412	649,412
22120	Fees	950,000	949,150	822,288	127,713	126,863
22130	Studies & Surveys	3,000,000	2,350,000	-	3,000,000	2,350,000
22900	Other Goods and Services	305,000	305,000	278,316	26,684	26,684
26	<b>Grants</b>	<b>5,000,000</b>	<b>5,000,000</b>	-	<b>5,000,000</b>	<b>5,000,000</b>
26313	Extra-Budgetary Units	5,000,000	5,000,000	-	5,000,000	5,000,000
26313098	Utility Regulatory Authority	5,000,000	5,000,000	-	5,000,000	5,000,000
<b>Total - Sub-Head 5-101: General</b>		<b>59,700,000</b>	<b>59,699,150</b>	<b>43,449,079</b>	<b>16,250,921</b>	<b>16,250,071</b>
<b>Sub-Head 5-102: Energy Services</b>						
<b>Recurrent Expenditure</b>		<b>182,220,000</b>	<b>181,620,000</b>	<b>124,166,299</b>	<b>58,053,701</b>	<b>57,453,701</b>
21	<b>Compensation of Employees</b>	<b>5,250,000</b>	<b>5,250,000</b>	<b>4,488,929</b>	<b>761,071</b>	<b>761,071</b>
21110	Personal Emoluments	4,693,000	4,543,000	3,812,467	880,533	730,533
21110001	Basic Salary	3,873,000	3,633,000	3,153,600	719,401	479,401
21110002	Salary Compensation-2015	75,000	75,000	46,680	28,320	28,320
21110004	Allowances	150,000	240,000	234,937	(84,937)	5,063
21110006	Cash in lieu of Leave	255,000	255,000	153,727	101,273	101,273
21110009	End-of-year Bonus	340,000	340,000	223,523	116,477	116,477
21111	Other Staff Costs	502,000	652,000	644,236	(142,236)	7,764
21111002	Travelling and Transport	400,000	550,000	543,556	(143,556)	6,444
21111100	Overtime	100,000	100,000	98,680	1,320	1,320
21111200	Staff Welfare	2,000	2,000	2,000	-	-
21210	Social Contributions	55,000	55,000	32,226	22,774	22,774
22	<b>Goods and Services</b>	<b>60,080,000</b>	<b>59,457,000</b>	<b>26,048,888</b>	<b>34,031,112</b>	<b>33,408,112</b>
22010	Cost of Utilities	350,000	350,000	286,053	63,947	63,947
22030	Rent	1,300,000	1,300,000	1,290,300	9,700	9,700
22040	Office Equipment and Furniture	225,000	225,000	196,834	28,166	28,166
22050	Office Expenses	25,000	25,000	17,366	7,634	7,634
22060	Maintenance	10,000	10,000	-	10,000	10,000
22100	Publications and Stationery	2,755,000	2,732,000	2,521,754	233,246	210,246
22120	Fees	2,605,000	2,005,000	559,822	2,045,178	1,445,178
22130	Studies & Surveys	43,200,000	43,200,000	20,243,057	22,956,943	22,956,943
22130001	Studies and Project Preparation	43,200,000	43,200,000	20,243,057	22,956,943	22,956,943
	(a) Energy Planning	20,000,000	20,000,000	2,780,521	17,219,479	17,219,479
	(b) Energy Efficiency	15,200,000	15,200,000	12,030,009	3,169,991	3,169,991
	(c) Standards for Street Lighting	6,000,000	2,000,000	393,000	5,607,000	1,607,000
	(d) Sectoral Energy Consumption	2,000,000	6,000,000	5,039,527	(3,039,527)	960,473
22900	Other Goods and Services	9,610,000	9,610,000	933,702	8,676,298	8,676,298
22900001	Uniforms	10,000	10,000	4,560	5,440	5,440
22900099	Miscellaneous Expenses	9,600,000	9,600,000	929,142	8,670,858	8,670,858
	(a) Removal of Barriers for Solar PV Project	6,000,000	6,000,000	-	6,000,000	6,000,000
	(b) Energy Efficiency Management Office	600,000	950,000	902,174	(302,174)	47,826

## STATEMENT D 1

Detailed Statement of Expenditure of the Consolidated Fund  
for the financial year 2015-2016

Item No.	Details	Appropriation (a) Rs	Total Provisions after Supplementary Appropriation and Virement (b) Rs	Actual Expenditure (c) Rs	(Over)/Under Appropriation (a-c) Rs	(Over)/Under Total Provision (b-c) Rs
<b>Sub-Head 5-102: Energy Services - continued</b>						
22	<b>Goods and Services - contd.</b>					
	(c) Sensitisation for Energy Efficiency Audit	3,000,000	2,650,000	26,968	2,973,033	2,623,033
25	<b>Subsidies</b>	<b>111,800,000</b>	<b>111,800,000</b>	<b>92,419,408</b>	<b>19,380,592</b>	<b>19,380,592</b>
25110	Non Financial Public Corporations	111,800,000	111,800,000	92,419,408	19,380,592	19,380,592
25110008	Central Electricity Board	111,800,000	111,800,000	92,419,408	19,380,592	19,380,592
	(a) Electricity Supply and Displacement of Electric Lines/Poles for Hardship Cases	4,000,000	4,000,000	3,994,750	5,250	5,250
	(b) Renewable Energy Development Programme	107,800,000	107,800,000	88,424,658	19,375,342	19,375,342
	(i) Subsidy on Biomass Energy Projects	20,000,000	20,000,000	20,000,000	-	-
	(ii) Subsidy on Solar Energy Projects	53,800,000	85,225,000	68,424,658	(14,624,658)	16,800,342
	(iii) Subsidy on Wind Energy Projects	19,000,000	2,575,000	-	19,000,000	2,575,000
	(iv) Other Projects	15,000,000	-	-	15,000,000	-
26	<b>Grants</b>	<b>5,090,000</b>	<b>5,113,000</b>	<b>1,209,074</b>	<b>3,880,926</b>	<b>3,903,926</b>
26210	Contribution to International Organisation	90,000	113,000	109,074	(19,074)	3,926
26313	Extra-Budgetary Units	5,000,000	5,000,000	1,100,000	3,900,000	3,900,000
26313139	Mauritius Renewable Energy Agency	5,000,000	5,000,000	1,100,000	3,900,000	3,900,000
<b>Capital Expenditure</b>		<b>3,000,000</b>	<b>3,000,000</b>	<b>1,824,345</b>	<b>1,175,655</b>	<b>1,175,655</b>
31	<b>Acquisition of Non-Financial Assets</b>	<b>3,000,000</b>	<b>3,000,000</b>	<b>1,824,345</b>	<b>1,175,655</b>	<b>1,175,655</b>
31112	Non-Residential Buildings	3,000,000	3,000,000	1,824,345	1,175,655	1,175,655
31112099	Installations to supply electricity for Government Projects	3,000,000	3,000,000	1,824,345	1,175,655	1,175,655
<b>Total - Sub-Head 5-102: Energy Services</b>		<b>185,220,000</b>	<b>184,620,000</b>	<b>125,990,644</b>	<b>59,229,356</b>	<b>58,629,356</b>
<b>Sub-Head 5-103: Water Services</b>						
<b>Recurrent Expenditure</b>		<b>290,930,000</b>	<b>301,053,600</b>	<b>260,686,808</b>	<b>30,243,192</b>	<b>40,366,792</b>
21	<b>Compensation of Employees</b>	<b>37,470,000</b>	<b>37,470,000</b>	<b>31,855,411</b>	<b>5,614,589</b>	<b>5,614,589</b>
21110	Personal Emoluments	32,300,000	32,300,000	26,987,268	5,312,732	5,312,732
21110001	Basic Salary	26,028,000	26,028,000	22,371,430	3,656,570	3,656,570
21110002	Salary Compensation-2015	512,000	512,000	397,200	114,800	114,800
21110004	Allowances	2,000,000	2,000,000	1,334,495	665,505	665,505
21110006	Cash in lieu of Leave	1,610,000	1,610,000	1,023,772	586,228	586,228
21110009	End-of-year Bonus	2,150,000	2,150,000	1,860,371	289,629	289,629
21111	Other Staff Costs	4,820,000	4,820,000	4,592,086	227,914	227,914
21111001	Wages	100,000	100,000	-	100,000	100,000
21111002	Travelling and Transport	3,500,000	3,500,000	3,374,175	125,825	125,825
21111100	Overtime	1,200,000	1,200,000	1,197,911	2,089	2,089
21111200	Staff Welfare	20,000	20,000	20,000	-	-
21210	Social Contributions	350,000	350,000	276,056	73,944	73,944



## STATEMENT D 1

Detailed Statement of Expenditure of the Consolidated Fund  
for the financial year 2015-2016

Item No.	Details	Appropriation (a) Rs	Total Provisions after Supplementary Appropriation and Virement (b) Rs	Actual Expenditure (c) Rs	(Over)/Under Appropriation (a-c) Rs	(Over)/Under Total Provision (b-c) Rs
<b>Sub-Head 5-103: Water Services - continued</b>						
22	<b>Goods and Services</b>	<b>53,460,000</b>	<b>54,060,000</b>	<b>19,307,798</b>	<b>34,152,202</b>	<b>34,752,202</b>
22010	Cost of Utilities	1,025,000	1,025,000	992,901	32,099	32,099
22020	Fuel and Oil	500,000	500,000	265,275	234,725	234,725
22030	Rent	4,300,000	4,300,000	4,070,090	229,910	229,910
22040	Office Equipment and Furniture	110,000	790,000	637,463	(527,463)	152,537
22050	Office Expenses	50,000	50,000	47,119	2,881	2,881
22060	Maintenance	425,000	425,000	317,551	107,449	107,449
22070	Cleaning Services	50,000	50,000	39,754	10,246	10,246
22090	Security Services	2,500,000	2,500,000	2,487,492	12,508	12,508
22100	Publication and Stationery	150,000	150,000	139,731	10,269	10,269
22120	Fees	450,000	1,050,000	716,770	(266,770)	333,230
22130	Studies & Surveys	41,800,000	41,120,000	8,718,523	33,081,477	32,401,477
22130005	<i>Studies on Water Resources and Development</i>	<i>41,800,000</i>	<i>41,120,000</i>	<i>8,718,523</i>	<i>33,081,477</i>	<i>32,401,477</i>
	<i>(i) Nicoliere Reservoir</i>	<i>15,000,000</i>	<i>14,120,000</i>	<i>-</i>	<i>15,000,000</i>	<i>14,120,000</i>
	<i>(ii) Constance Dam</i>	<i>15,000,000</i>	<i>15,000,000</i>	<i>-</i>	<i>15,000,000</i>	<i>15,000,000</i>
	<i>(iii) Curepipe Aquifer</i>	<i>1,800,000</i>	<i>2,000,000</i>	<i>1,798,430</i>	<i>1,570</i>	<i>201,570</i>
	<i>(iv) Aquifer of the Northern Plains</i>	<i>10,000,000</i>	<i>10,000,000</i>	<i>6,920,092</i>	<i>3,079,908</i>	<i>3,079,908</i>
22900	Other Goods and Services	2,100,000	2,100,000	875,130	1,224,870	1,224,870
25	<b>Subsidies</b>	<b>200,000,000</b>	<b>209,523,600</b>	<b>209,523,599</b>	<b>(9,523,599)</b>	<b>1</b>
25110	Non Financial Public Corporations	200,000,000	209,523,600	209,523,599	(9,523,599)	1
25110009	<i>Subsidy to Central Water Authority</i>	<i>200,000,000</i>	<i>209,523,600</i>	<i>209,523,599</i>	<i>(9,523,599)</i>	<i>1</i>
<b>Capital Expenditure</b>		<b>1,638,000,000</b>	<b>1,129,476,400</b>	<b>1,100,736,123</b>	<b>537,263,877</b>	<b>28,740,277</b>
31	<b>Acquisition of Non-Financial Assets</b>	<b>554,000,000</b>	<b>780,000,000</b>	<b>772,954,399</b>	<b>(218,954,399)</b>	<b>7,045,601</b>
	<i>of which</i>					
31113	Other Structures	553,000,000	779,000,000	771,955,771	(218,955,771)	7,044,229
31113002	<i>Construction of Dams</i>	<i>538,000,000</i>	<i>764,000,000</i>	<i>761,627,675</i>	<i>(223,627,675)</i>	<i>2,372,325</i>
	<i>(a) Bagatelle Dam</i>	<i>500,000,000</i>	<i>705,000,000</i>	<i>704,936,153</i>	<i>(204,936,153)</i>	<i>63,847</i>
	<i>(c) Arnaud (Diversion Dam)</i>	<i>38,000,000</i>	<i>59,000,000</i>	<i>56,691,522</i>	<i>(18,691,522)</i>	<i>2,308,478</i>
31113011	<i>Drilling of Boreholes</i>	<i>7,000,000</i>	<i>6,000,000</i>	<i>2,229,185</i>	<i>4,770,815</i>	<i>3,770,815</i>
31113402	<i>Upgrading of Dams-La Ferme</i>	<i>-</i>	<i>1,000,000</i>	<i>690,281</i>	<i>(690,281)</i>	<i>309,719</i>
31113410	<i>Maintenance of Feeder Canals</i>	<i>8,000,000</i>	<i>8,000,000</i>	<i>7,408,630</i>	<i>591,370</i>	<i>591,370</i>
31122	Other Machinery & Equipment	1,000,000	1,000,000	998,628	1,372	1,372
31122999	<i>Acquisition of Other Machinery and Equipment</i>	<i>1,000,000</i>	<i>1,000,000</i>	<i>998,628</i>	<i>1,372</i>	<i>1,372</i>
32	<b>Acquisition of Financial Assets</b>	<b>1,084,000,000</b>	<b>349,476,400</b>	<b>327,781,723</b>	<b>756,218,277</b>	<b>21,694,677</b>
32145	Loans to Non - Financial Public Corporation	1,084,000,000	349,476,400	327,781,723	756,218,277	21,694,677
32145503	<i>Loan to Central Water Authority</i>	<i>1,084,000,000</i>	<i>349,476,400</i>	<i>327,781,723</i>	<i>756,218,277</i>	<i>21,694,677</i>
	<i>(a) Pailles Water Treatment Plant</i>	<i>104,000,000</i>	<i>45,000,000</i>	<i>44,866,682</i>	<i>59,133,318</i>	<i>133,318</i>
	<i>(b) Bagatelle Water Treatment Plant and Associated Works</i>	<i>645,000,000</i>	<i>34,476,400</i>	<i>13,411,988</i>	<i>631,588,012</i>	<i>21,064,412</i>

## STATEMENT D 1

Detailed Statement of Expenditure of the Consolidated Fund  
for the financial year 2015-2016

Item No.	Details	Appropriation (a) Rs	Total Provisions after Supplementary Appropriation and Virement (b) Rs	Actual Expenditure (c) Rs	(Over)/Under Appropriation (a-c) Rs	(Over)/Under Total Provision (b-c) Rs
<b>Sub-Head 5-103: Water Services - continued</b>						
32	<b>Acquisition of Financial Assets - contd.</b>					
	(c) Midlands Dam to Piton du Milieu Project	196,000,000	25,000,000	24,950,928	171,049,072	49,072
	(f) Non-Revenue Water Project in Upper Mare-aux-Vacoas System	139,000,000	245,000,000	244,552,126	(105,552,126)	447,874
<b>Total - Sub-Head 5-103: Water Services</b>		<b>1,928,930,000</b>	<b>1,430,530,000</b>	<b>1,361,422,931</b>	<b>567,507,069</b>	<b>69,107,069</b>
<b>Sub-Head 5-104: Wastewater Services</b>						
<b>Recurrent Expenditure</b>		<b>1,750,000</b>	<b>1,750,000</b>	<b>1,573,197</b>	<b>176,803</b>	<b>176,803</b>
21	<b>Compensation of Employees</b>	<b>1,750,000</b>	<b>1,750,000</b>	<b>1,573,197</b>	<b>176,803</b>	<b>176,803</b>
21110	Personal Emoluments	1,534,000	1,534,000	1,385,273	148,727	148,727
21110001	Basic Salary	1,314,000	1,314,000	1,224,675	89,325	89,325
21110002	Salary Compensation-2015	30,000	30,000	24,600	5,400	5,400
21110006	Cash in lieu of Leave	80,000	80,000	34,398	45,602	45,602
21110009	End-of-year Bonus	110,000	110,000	101,600	8,400	8,400
21111	Other Staff Costs	190,000	190,000	170,632	19,368	19,368
21210	Social Contributions	26,000	26,000	17,292	8,708	8,708
<b>Capital Expenditure</b>		<b>1,056,000,000</b>	<b>626,370,000</b>	<b>401,909,462</b>	<b>654,090,538</b>	<b>224,460,538</b>
32	<b>Acquisition of Financial Assets</b>	<b>1,056,000,000</b>	<b>626,370,000</b>	<b>401,909,462</b>	<b>654,090,538</b>	<b>224,460,538</b>
32145	Loans to Non- Financial Public Corporation	1,056,000,000	626,370,000	401,909,462	654,090,538	224,460,538
32145517	<b>Loan to Wastewater Management Authority:</b>	<b>1,056,000,000</b>	<b>626,370,000</b>	<b>401,909,462</b>	<b>654,090,538</b>	<b>224,460,538</b>
	(a) Plaines Wilhems Sewerage Project	521,000,000	430,370,000	281,681,711	239,318,289	148,688,289
	(b) Pailles Guibies Sewerage Project	370,000,000	24,550,000	23,907,173	346,092,827	642,827
	(c) Grand Baie Sewerage Project Phase 1B	10,000,000	16,450,000	16,429,414	(6,429,414)	20,586
	(d) CHA Estates & Low Cost Housing Sewerage Project	12,000,000	12,000,000	-	12,000,000	12,000,000
	(e) Verger Bissambar Sewerage	30,000,000	30,000,000	27,721,828	2,278,172	2,278,172
	(f) Parisot Sewerage Project	22,000,000	22,000,000	15,643,032	6,356,968	6,356,968
	(h) Camp Caval Sewerage Project	2,000,000	2,000,000	1,792,793	207,208	207,208
	(i) Tranquebar/Vallee des Pretres Sewerage Project	1,000,000	1,000,000	-	1,000,000	1,000,000
	(j) Cite Marcel Cabon Sewerage Project	8,000,000	8,000,000	-	8,000,000	8,000,000
	(k) House Service Connections	30,000,000	30,000,000	26,150,635	3,849,365	3,849,365
	(l) Repairs/ Maintenance/ Upgrading of Sewerage Infrastructure	50,000,000	50,000,000	8,582,875	41,417,125	41,417,125
<b>Total - Sub-Head 5-104: Wastewater Services</b>		<b>1,057,750,000</b>	<b>628,120,000</b>	<b>403,482,658</b>	<b>654,267,342</b>	<b>224,637,342</b>

## STATEMENT D 1

Detailed Statement of Expenditure of the Consolidated Fund  
for the financial year 2015-2016

Item No.	Details	Appropriation (a) Rs	Total Provisions after Supplementary Appropriation and Virement (b) Rs	Actual Expenditure (c) Rs	(Over)/Under Appropriation (a-c) Rs	(Over)/Under Total Provision (b-c) Rs
<b>Sub-Head 5-105: Radiation Protection Services</b>						
<b>Recurrent Expenditure</b>		<b>11,400,000</b>	<b>11,400,850</b>	<b>10,437,604</b>	<b>962,396</b>	<b>963,246</b>
<b>21</b>	<b>Compensation of Employees</b>	<b>6,512,000</b>	<b>6,512,000</b>	<b>6,116,905</b>	<b>395,095</b>	<b>395,095</b>
21110	Personal Emoluments	5,894,000	5,844,000	5,488,122	405,878	355,878
21110001	Basic Salary	4,888,000	4,768,000	4,596,342	291,658	171,658
21110002	Salary Compensation-2015	101,000	101,000	79,800	21,200	21,200
21110004	Allowances	180,000	250,000	248,809	(68,809)	1,191
21110006	Cash in lieu of Leave	305,000	305,000	195,989	109,011	109,011
21110009	End-of-year Bonus	420,000	420,000	367,183	52,817	52,817
21111	Other Staff Costs	551,000	601,000	571,404	(20,404)	29,596
21111002	Travelling and Transport	450,000	500,000	471,150	(21,150)	28,850
21111100	Overtime	100,000	100,000	99,754	246	246
21111200	Staff Welfare	1,000	1,000	500	500	500
21210	Social Contributions	67,000	67,000	57,378	9,622	9,622
<b>22</b>	<b>Goods and Services</b>	<b>2,288,000</b>	<b>2,288,850</b>	<b>2,068,775</b>	<b>219,225</b>	<b>220,075</b>
22010	Cost of Utilities	320,000	320,000	302,307	17,693	17,693
22020	Fuel and Oil	75,000	75,000	60,373	14,627	14,627
22030	Rent	1,235,000	1,235,000	1,234,800	200	200
22040	Office Equipment and Furniture	75,000	75,000	74,620	380	380
22050	Office Expenses	23,000	23,000	17,565	5,435	5,435
22060	Maintenance	35,000	35,000	11,795	23,205	23,205
22090	Security	90,000	90,000	59,196	30,804	30,804
22100	Publications and Stationery	55,000	55,000	46,093	8,907	8,907
22120	Fees	300,000	300,850	236,717	63,283	64,133
22900	Other Goods and Services	80,000	80,000	25,309	54,691	54,691
<b>26</b>	<b>Grants</b>	<b>2,600,000</b>	<b>2,600,000</b>	<b>2,251,924</b>	<b>348,076</b>	<b>348,076</b>
26210	Contribution to International Organisations	2,600,000	2,600,000	2,251,924	348,076	348,076
<b>Capital Expenditure</b>		<b>6,000,000</b>	<b>6,000,000</b>	<b>995,780</b>	<b>5,004,220</b>	<b>5,004,220</b>
<b>31</b>	<b>Acquisition of Non-Financial Assets</b>	<b>6,000,000</b>	<b>6,000,000</b>	<b>995,780</b>	<b>5,004,220</b>	<b>5,004,220</b>
31112	Non-Residential Buildings	5,000,000	5,000,000	-	5,000,000	5,000,000
31112001	Construction of Buildings	5,000,000	5,000,000	-	5,000,000	5,000,000
31122	Other Machinery & Equipment	1,000,000	1,000,000	995,780	4,220	4,220
31122804	Acquisition of Laboratory Equipment	1,000,000	1,000,000	995,780	4,220	4,220
<b>Total - Sub-Head 5-105: Radiation Protection Services</b>		<b>17,400,000</b>	<b>17,400,850</b>	<b>11,433,384</b>	<b>5,966,616</b>	<b>5,967,466</b>
<b>Total - Vice-Prime Minister's Office, Ministry of Energy and Public Utilities</b>		<b>3,249,000,000</b>	<b>2,320,370,000</b>	<b>1,945,778,695</b>	<b>1,303,221,305</b>	<b>374,591,305</b>
<b>Ministry of Finance and Economic Development</b>						
<b>Vote 6-1: Finance and Economic Development</b>						
<b>Sub-Head 6-101: General</b>						
<b>Recurrent Expenditure</b>		<b>2,290,000,000</b>	<b>2,383,400,000</b>	<b>2,172,071,524</b>	<b>117,928,476</b>	<b>211,328,476</b>
<b>21</b>	<b>Compensation of Employees</b>	<b>385,625,000</b>	<b>373,844,828</b>	<b>282,803,947</b>	<b>102,821,053</b>	<b>91,040,881</b>
21110	Personal Emoluments	347,583,000	335,802,828	254,498,080	93,084,920	81,304,748
21110001	Basic Salary	239,305,000	239,305,000	186,096,251	53,208,749	53,208,749
21110002	Salary Compensation-2015	3,700,000	3,700,000	2,536,534	1,163,466	1,163,466

## STATEMENT D 1

Detailed Statement of Expenditure of the Consolidated Fund  
for the financial year 2015-2016

Item No.	Details	Appropriation (a) Rs	Total Provisions after Supplementary Appropriation and Virement (b) Rs	Actual Expenditure (c) Rs	(Over)/Under Appropriation (a-c) Rs	(Over)/Under Total Provision (b-c) Rs
<b>Sub-Head 6-101: General - continued</b>						
<b>21</b>	<b>Compensation of Employees - contd.</b>					
21110004	Allowances	16,400,000	16,400,000	12,058,149	4,341,851	4,341,851
21110005	Extra Assistance	26,425,000	26,425,000	15,132,066	11,292,934	11,292,934
21110006	Cash in lieu of Leave	10,000,000	10,000,000	8,682,633	1,317,367	1,317,367
21110009	End-of-year Bonus	20,131,000	20,131,000	14,790,074	5,340,926	5,340,926
21110010	Service to Mauritius Programme	31,622,000	19,841,828	15,202,373	16,419,627	4,639,455
21111	Other Staff Costs	35,342,000	35,342,000	26,467,470	8,874,530	8,874,530
21111002	Travelling and Transport	27,850,000	27,850,000	19,506,851	8,343,149	8,343,149
21111100	Overtime	7,275,000	7,275,000	6,743,619	531,381	531,381
21111200	Staff Welfare	217,000	217,000	217,000	-	-
21210	Social Contributions	2,700,000	2,700,000	1,838,397	861,603	861,603
<b>22</b>	<b>Goods and Services</b>	<b>80,825,000</b>	<b>96,725,172</b>	<b>67,188,607</b>	<b>13,636,393</b>	<b>29,536,565</b>
22010	Cost of Utilities	9,000,000	9,000,000	6,617,475	2,382,525	2,382,525
22020	Fuel and Oil	1,500,000	1,500,000	1,037,475	462,525	462,525
22030	Rent	7,000,000	7,230,000	4,641,352	2,358,648	2,588,648
22040	Office Equipment and Furniture	4,500,000	6,500,000	5,451,560	(951,560)	1,048,440
22050	Office Expenses	2,265,000	3,165,000	2,784,317	(519,317)	380,683
22060	Maintenance	14,280,000	16,280,000	14,026,217	253,783	2,253,783
22070	Cleaning Services	100,000	200,000	116,265	(16,265)	83,735
22100	Publication and Stationery	6,680,000	9,280,000	6,444,481	235,519	2,835,519
22120	Fees	21,650,000	22,520,000	12,225,258	9,424,742	10,294,742
22170	Travelling within the Republic	-	1,350,172	933,140	(933,140)	417,032
22900	Other Goods and Services	13,850,000	19,700,000	12,911,067	938,933	6,788,933
<b>26</b>	<b>Grants</b>	<b>1,687,600,000</b>	<b>1,735,500,000</b>	<b>1,685,497,090</b>	<b>2,102,910</b>	<b>50,002,910</b>
26210	Contribution to International Organisations	800,000	1,000,000	880,440	(80,440)	119,560
26210038	Collaborative Africa Budget Reform Initiative (CABRI)	800,000	1,000,000	880,440	(80,440)	119,560
26313	Extra-Budgetary Units	1,686,800,000	1,734,500,000	1,684,616,650	2,183,350	49,883,350
26313004	Board of Investment	248,300,000	248,300,000	198,416,650	49,883,350	49,883,350
26313043	Mauritius Revenue Authority	1,438,500,000	1,486,200,000	1,486,200,000	(47,700,000)	-
<b>28</b>	<b>Other Expense</b>	<b>135,950,000</b>	<b>177,330,000</b>	<b>136,581,880</b>	<b>(631,880)</b>	<b>40,748,120</b>
28211	Transfers to Non Profit Institutions	-	100,000,000	100,000,000	(100,000,000)	-
28211063	Lovebridge Ltd	-	100,000,000	100,000,000	(100,000,000)	-
28212	Transfers to Households	135,000,000	76,380,000	36,069,757	98,930,243	40,310,243
28212019	DCP for Socio Economic Empowerment	135,000,000	76,380,000	36,069,757	98,930,243	40,310,243
28217	Other	950,000	950,000	512,123	437,878	437,878
<b>Capital Expenditure</b>		<b>251,000,000</b>	<b>260,950,000</b>	<b>187,585,687</b>	<b>63,414,313</b>	<b>73,364,313</b>
<b>26</b>	<b>Grants</b>	<b>204,400,000</b>	<b>204,400,000</b>	<b>159,777,959</b>	<b>44,622,041</b>	<b>44,622,041</b>
26323	Extra-Budgetary Units	204,400,000	204,400,000	159,777,959	44,622,041	44,622,041
26323004	Board of Investment	12,000,000	12,000,000	2,066,350	9,933,650	9,933,650
26323043	Mauritius Revenue Authority (N 1)	192,400,000	192,400,000	157,711,609	34,688,391	34,688,391
<b>31</b>	<b>Acquisition of Non-Financial Assets</b>	<b>46,600,000</b>	<b>56,550,000</b>	<b>27,807,728</b>	<b>18,792,272</b>	<b>28,742,272</b>
31112	Non-Residential Buildings	8,000,000	8,000,000	1,057,642	6,942,358	6,942,358

## STATEMENT D 1

Detailed Statement of Expenditure of the Consolidated Fund  
for the financial year 2015-2016

Item No.	Details	Appropriation (a) Rs	Total Provisions after Supplementary Appropriation and Virement (b) Rs	Actual Expenditure (c) Rs	(Over)/Under Appropriation (a-c) Rs	(Over)/Under Total Provision (b-c) Rs
<b>Sub-Head 6-101: General - continued</b>						
<b>31</b>	<b>Acquisition of Non-Financial Assets - contd.</b>					
31121	Transport Equipment	5,000,000	5,000,000	3,670,000	1,330,000	1,330,000
31122	Other Machinery & Equipment	10,000,000	10,000,000	6,288,265	3,711,735	3,711,735
31132	Intangible Fixed Assets	23,600,000	23,600,000	6,844,800	16,755,200	16,755,200
31132105	<i>e-Projects</i>	12,600,000	12,600,000	6,844,800	5,755,200	5,755,200
	<i>e-Budget and Implementation of Monitoring System for Non-Financial Data</i>	12,600,000	12,600,000	6,844,800	5,755,200	5,755,200
31132401	Upgrading of ICT Infrastructure	4,000,000	4,000,000	-	4,000,000	4,000,000
31132801	Acquisition of Software	7,000,000	7,000,000	-	7,000,000	7,000,000
31133	Furniture, Fixtures & Fittings	-	9,950,000	9,947,021	(9,947,021)	2,979
31133401	Improvements of Furniture, Fixtures & Fittings	-	9,950,000	9,947,021	(9,947,021)	2,979
<b>Total - Sub-Head 6-101: General</b>		<b>2,541,000,000</b>	<b>2,644,350,000</b>	<b>2,359,657,212</b>	<b>181,342,788</b>	<b>284,692,788</b>
<b>Sub-Head 6-102: Procurement Policy Office</b>						
<b>Recurrent Expenditure</b>		<b>24,800,000</b>	<b>25,550,000</b>	<b>17,321,778</b>	<b>7,478,222</b>	<b>8,228,222</b>
<b>21</b>	<b>Compensation of Employees</b>	<b>16,915,000</b>	<b>13,920,000</b>	<b>10,173,141</b>	<b>6,741,859</b>	<b>3,746,859</b>
21110	Personal Emoluments	15,352,000	12,357,000	9,159,899	6,192,101	3,197,101
21110001	Basic Salary	6,648,000	6,038,000	4,681,657	1,966,343	1,356,343
21110002	Salary Compensation-2015	80,000	80,000	64,800	15,200	15,200
21110004	Allowances	120,000	480,000	200,082	(80,082)	279,918
21110005	Extra Assistance	4,594,000	2,149,000	2,106,000	2,488,000	43,000
21110006	Cash in lieu of Leave	750,000	750,000	296,310	453,690	453,690
21110009	End-of-year Bonus	560,000	560,000	457,438	102,562	102,562
21110010	Service to Mauritius Programme	2,600,000	2,300,000	1,353,612	1,246,388	946,388
21111	Other Staff Costs	1,413,000	1,413,000	974,335	438,665	438,665
21111002	Travelling and Transport	1,360,000	1,360,000	940,758	419,242	419,242
21111100	Overtime	50,000	50,000	30,577	19,423	19,423
21111200	Staff Welfare	3,000	3,000	3,000	-	-
21210	Social Contributions	150,000	150,000	38,907	111,093	111,093
<b>22</b>	<b>Goods and Services</b>	<b>7,885,000</b>	<b>11,630,000</b>	<b>7,148,637</b>	<b>736,363</b>	<b>4,481,363</b>
22010	Cost of Utilities	150,000	250,000	207,953	(57,953)	42,047
22030	Rent	225,000	300,000	156,403	68,597	143,597
22040	Office Equipment and Furniture	300,000	400,000	185,748	114,252	214,252
22050	Office Expenses	175,000	200,000	75,243	99,757	124,757
22060	Maintenance	375,000	375,000	46,943	328,057	328,057
22100	Publication and Stationery	355,000	505,000	221,168	133,832	283,832
22120	Fees	6,050,000	9,210,000	5,948,571	101,429	3,261,429
22900	Other Goods and Services	255,000	390,000	306,608	(51,608)	83,392
<b>Capital Expenditure</b>		<b>41,000,000</b>	<b>41,000,000</b>	<b>19,937,548</b>	<b>21,062,452</b>	<b>21,062,452</b>
<b>31</b>	<b>Acquisition of Non-Financial Assets</b>	<b>41,000,000</b>	<b>41,000,000</b>	<b>19,937,548</b>	<b>21,062,452</b>	<b>21,062,452</b>
31132	Intangible Fixed Assets	41,000,000	41,000,000	19,937,548	21,062,452	21,062,452

## STATEMENT D 1

Detailed Statement of Expenditure of the Consolidated Fund  
for the financial year 2015-2016

Item No.	Details	Appropriation (a) Rs	Total Provisions after Supplementary Appropriation and Virement (b) Rs	Actual Expenditure (c) Rs	(Over)/Under Appropriation (a-c) Rs	(Over)/Under Total Provision (b-c) Rs
<b>Sub-Head 6-102: Procurement Policy Office - continued</b>						
31	<b>Acquisition of Non-Financial Assets - contd.</b>					
31132103	<i>e-Procurement</i>	41,000,000	41,000,000	19,937,548	21,062,452	21,062,452
<b>Total - Sub-Head 6-102: Procurement Policy Office</b>		<b>65,800,000</b>	<b>66,550,000</b>	<b>37,259,326</b>	<b>28,540,674</b>	<b>29,290,674</b>
<b>Vote 6-2: Central Procurement Board</b>						
<b>Recurrent Expenditure</b>		<b>63,400,000</b>	<b>63,400,000</b>	<b>50,419,095</b>	<b>12,980,905</b>	<b>12,980,905</b>
21	<b>Compensation of Employees</b>	<b>39,037,000</b>	<b>39,037,000</b>	<b>30,944,619</b>	<b>8,092,381</b>	<b>8,092,381</b>
21110	Personal Emoluments	34,317,000	34,186,000	26,625,134	7,691,866	7,560,866
21110001	<i>Basic Salary</i>	15,640,000	14,909,000	11,541,209	4,098,791	3,367,791
21110002	<i>Salary Compensation-2015</i>	447,000	447,000	300,213	146,787	146,787
21110004	<i>Allowances</i>	550,000	1,150,000	1,033,213	(483,213)	116,787
21110005	<i>Extra Assistance</i>	13,260,000	13,260,000	10,561,585	2,698,415	2,698,415
21110006	<i>Cash in lieu of Leave</i>	2,000,000	2,000,000	1,374,727	625,273	625,273
21110009	<i>End-of-year Bonus</i>	2,420,000	2,420,000	1,814,186	605,814	605,814
21111	Other Staff Costs	4,245,000	4,376,000	3,965,475	279,525	410,525
21111002	<i>Travelling and Transport</i>	2,800,000	2,800,000	2,426,960	373,040	373,040
21111100	<i>Overtime</i>	800,000	931,000	930,512	(130,512)	488
21111200	<i>Staff Welfare</i>	25,000	25,000	25,000	-	-
21111300	<i>Passage Benefits</i>	620,000	620,000	583,003	36,997	36,997
21210	Social Contributions	475,000	475,000	354,010	120,990	120,990
22	<b>Goods and Services</b>	<b>21,863,000</b>	<b>21,863,000</b>	<b>17,309,276</b>	<b>4,553,724</b>	<b>4,553,724</b>
22010	Cost of Utilities	930,000	930,000	705,710	224,290	224,290
22020	Fuel and Oil	50,000	57,000	55,142	(5,142)	1,858
22030	Rent	4,770,000	4,770,000	4,755,632	14,368	14,368
22040	Office Equipment and Furniture	850,000	1,125,000	1,076,799	(226,799)	48,201
22050	Office Expenses	2,460,000	2,453,000	2,054,662	405,338	398,338
22060	Maintenance	2,175,000	2,175,000	1,342,006	832,994	832,994
22100	Publication and Stationery	975,000	975,000	525,291	449,709	449,709
22120	Fees	9,450,000	9,195,000	6,763,595	2,686,405	2,431,405
22900	Other Goods and Services	203,000	183,000	30,439	172,562	152,562
27	<b>Social Benefits</b>	<b>2,500,000</b>	<b>2,500,000</b>	<b>2,165,200</b>	<b>334,800</b>	<b>334,800</b>
27310	Employer Social Benefits in Cash	2,500,000	2,500,000	2,165,200	334,800	334,800
27310003	<i>Gratuities</i>	2,500,000	2,500,000	2,165,200	334,800	334,800
<b>Total - Vote 6-2: Central Procurement Board</b>		<b>63,400,000</b>	<b>63,400,000</b>	<b>50,419,095</b>	<b>12,980,905</b>	<b>12,980,905</b>
<b>Vote 6-3: The Treasury</b>						
<b>Recurrent Expenditure</b>		<b>114,500,000</b>	<b>114,500,000</b>	<b>104,853,113</b>	<b>9,646,887</b>	<b>9,646,887</b>
21	<b>Compensation of Employees</b>	<b>74,670,000</b>	<b>74,639,500</b>	<b>67,469,257</b>	<b>7,200,743</b>	<b>7,170,243</b>
21110	Personal Emoluments	67,154,000	66,512,500	59,350,212	7,803,788	7,162,288
21110001	<i>Basic Salary</i>	55,539,000	55,168,500	49,212,586	6,326,414	5,955,914
21110002	<i>Salary Compensation-2015</i>	1,300,000	1,125,000	951,220	348,780	173,780
21110004	<i>Allowances</i>	1,100,000	809,000	774,290	325,710	34,710
21110005	<i>Extra Assistance</i>	635,000	745,000	742,188	(107,188)	2,812
21110006	<i>Cash in lieu of Leave</i>	2,500,000	2,440,000	2,188,387	311,613	251,613
21110009	<i>End-of-year Bonus</i>	4,700,000	4,700,000	3,959,149	740,851	740,851

## STATEMENT D 1

Detailed Statement of Expenditure of the Consolidated Fund  
for the financial year 2015-2016

Item No.	Details	Appropriation (a) Rs	Total Provisions after Supplementary Appropriation and Virement (b) Rs	Actual Expenditure (c) Rs	(Over)/Under Appropriation (a-c) Rs	(Over)/Under Total Provision (b-c) Rs
<b>Vote 6-3: The Treasury - continued</b>						
<b>21</b>	<b>Compensation of Employees - contd.</b>					
21110010	Service to Mauritius Programme	1,380,000	1,525,000	1,522,392	(142,392)	2,608
21111	Other Staff Costs	6,866,000	7,447,000	7,444,303	(578,303)	2,697
21111002	Travelling and Transport	6,351,000	6,537,000	6,536,889	(185,889)	111
21111100	Overtime	500,000	895,000	892,415	(392,415)	2,585
21111200	Staff Welfare	15,000	15,000	15,000	-	-
21210	Social Contributions	650,000	680,000	674,742	(24,742)	5,258
<b>22</b>	<b>Goods and Services</b>	<b>39,085,000</b>	<b>39,115,500</b>	<b>36,678,209</b>	<b>2,406,791</b>	<b>2,437,291</b>
22010	Cost of Utilities	3,900,000	3,889,500	3,676,050	223,950	213,450
22020	Fuel and Oil	40,000	40,000	35,954	4,046	4,046
22030	Rent	8,300,000	8,321,000	8,320,172	(20,172)	829
22040	Office Equipment and Furniture	1,250,000	1,262,500	1,224,974	25,026	37,526
22050	Office Expenses	1,505,000	1,805,500	1,780,404	(275,404)	25,096
22060	Maintenance	20,575,000	20,575,000	18,812,684	1,762,316	1,762,316
22100	Publications and Stationery	1,085,000	1,115,500	1,112,397	(27,397)	3,103
22120	Fees	310,000	310,000	231,267	78,733	78,733
22900	Other Goods and Services	2,120,000	1,796,500	1,484,306	635,694	312,194
<b>26</b>	<b>Grants</b>	<b>745,000</b>	<b>745,000</b>	<b>705,646</b>	<b>39,354</b>	<b>39,354</b>
26210	Contribution to International Organisations	745,000	745,000	705,646	39,354	39,354
26210040	Eastern and Southern African Association of Accountant-Generals (ESSAAG)	620,000	705,646	705,646	(85,646)	-
26210170	" Association Internationale des Services du Tresor "	125,000	39,354	-	125,000	39,354
<b>Capital Expenditure</b>		<b>14,000,000</b>	<b>14,000,000</b>	<b>8,263,156</b>	<b>5,736,844</b>	<b>5,736,844</b>
<b>31</b>	<b>Acquisition of Non-Financial Assets</b>	<b>14,000,000</b>	<b>14,000,000</b>	<b>8,263,156</b>	<b>5,736,844</b>	<b>5,736,844</b>
31122	Other Machinery & Equipment	7,200,000	7,200,000	3,581,810	3,618,190	3,618,190
31122802	Acquisition of IT Equipment	7,200,000	7,200,000	3,581,810	3,618,190	3,618,190
31132	Intangible Fixed Assets	6,800,000	6,800,000	4,681,346	2,118,654	2,118,654
31132801	Acquisition of Software	6,800,000	6,800,000	4,681,346	2,118,654	2,118,654
<b>Total - Vote 6-3: The Treasury</b>		<b>128,500,000</b>	<b>128,500,000</b>	<b>113,116,268</b>	<b>15,383,732</b>	<b>15,383,732</b>
<b>Vote 6-4: Statistics Mauritius</b>						
<b>Recurrent Expenditure</b>		<b>154,100,000</b>	<b>153,050,000</b>	<b>142,560,897</b>	<b>11,539,103</b>	<b>10,489,103</b>
<b>21</b>	<b>Compensation of Employees</b>	<b>104,623,000</b>	<b>104,323,000</b>	<b>97,895,157</b>	<b>6,727,843</b>	<b>6,427,843</b>
21110	Personal Emoluments	95,257,000	95,157,000	88,959,653	6,297,347	6,197,347
21110001	Basic Salary	81,306,000	81,306,000	76,330,255	4,975,745	4,975,745
21110002	Salary Compensation-2015	1,645,000	1,645,000	1,355,284	289,716	289,716
21110004	Allowances	700,000	975,000	974,887	(274,887)	113
21110006	Cash in lieu of Leave	3,600,000	3,525,000	3,157,528	442,472	367,472
21110009	End-of-year Bonus	6,706,000	6,406,000	6,339,474	366,526	66,526

## STATEMENT D 1

Detailed Statement of Expenditure of the Consolidated Fund  
for the financial year 2015-2016

Item No.	Details	Appropriation (a) Rs	Total Provisions after Supplementary Appropriation and Virement (b) Rs	Actual Expenditure (c) Rs	(Over)/Under Appropriation (a-c) Rs	(Over)/Under Total Provision (b-c) Rs
<b>Vote 6-4: Statistics Mauritius - continued</b>						
<b>21</b>	<b>Compensation of Employees - contd.</b>					
21110010	Service to Mauritius Programme	1,300,000	1,300,000	802,226	497,774	497,774
21111	Other Staff Costs	8,366,000	8,166,000	7,967,447	398,553	198,553
21111002	Travelling and Transport	8,001,000	7,701,000	7,531,350	469,650	169,650
21111100	Overtime	350,000	450,000	436,097	(86,097)	13,903
21111200	Staff Welfare	15,000	15,000	-	15,000	15,000
21210	Social Contributions	1,000,000	1,000,000	968,057	31,943	31,943
<b>22</b>	<b>Goods and Services</b>	<b>49,447,000</b>	<b>48,697,000</b>	<b>44,639,081</b>	<b>4,807,919</b>	<b>4,057,919</b>
22010	Cost of Utilities	3,416,000	3,216,000	3,117,962	298,038	98,038
22020	Fuel and Oil	575,000	350,000	308,901	266,099	41,099
22030	Rent	11,404,000	11,464,000	11,463,668	(59,668)	332
22040	Office Equipment and Furniture	650,000	650,000	606,481	43,519	43,519
22050	Office Expenses	810,000	910,000	847,611	(37,611)	62,389
22060	Maintenance	1,398,000	1,398,000	1,335,682	62,318	62,318
22070	Cleaning Services	150,000	150,000	125,119	24,881	24,881
22100	Publications and Stationery	1,000,000	1,250,000	1,043,324	(43,324)	206,676
22120	Fees	10,716,000	10,806,000	7,446,239	3,269,761	3,359,761
22130	Studies & Surveys	19,250,000	18,425,000	18,281,344	968,656	143,656
22900	Other Goods and Services	78,000	78,000	62,750	15,250	15,250
<b>26</b>	<b>Current Grants</b>	<b>30,000</b>	<b>30,000</b>	<b>26,659</b>	<b>3,341</b>	<b>3,341</b>
26210	Contribution to International Organisations	30,000	30,000	26,659	3,341	3,341
26210041	International Association for Official Statistics	10,000	10,600	10,597	(597)	3
26210042	International Statistical Institute (ISI)	10,000	10,000	8,031	1,969	1,969
26210043	International Association of Survey Statistician (IASS)	10,000	9,400	8,031	1,969	1,369
<b>Capital Expenditure</b>		<b>600,000</b>	<b>1,650,000</b>	<b>1,617,865</b>	<b>(1,017,865)</b>	<b>32,135</b>
<b>31</b>	<b>Acquisition of Non-Financial Assets</b>	<b>600,000</b>	<b>1,650,000</b>	<b>1,617,865</b>	<b>(1,017,865)</b>	<b>32,135</b>
31121	Transport Equipment	-	1,050,000	1,050,000	(1,050,000)	-
31132	Intangible Fixed Assets	600,000	600,000	567,865	32,135	32,135
31132103	e-Business Plan	600,000	600,000	567,865	32,135	32,135
<b>Total - Vote 6-4: Statistics Mauritius</b>		<b>154,700,000</b>	<b>154,700,000</b>	<b>144,178,762</b>	<b>10,521,238</b>	<b>10,521,238</b>
<b>Vote 6-5: Valuation Department</b>						
<b>Recurrent Expenditure</b>		<b>119,500,000</b>	<b>119,167,000</b>	<b>104,773,843</b>	<b>14,726,157</b>	<b>14,393,157</b>
<b>21</b>	<b>Compensation of Employees</b>	<b>94,130,000</b>	<b>91,614,550</b>	<b>80,176,576</b>	<b>13,953,424</b>	<b>11,437,974</b>
21110	Personal Emoluments	81,680,000	80,534,850	71,074,827	10,605,173	9,460,023
21110001	Basic Salary	67,867,000	66,570,315	59,304,917	8,562,083	7,265,398
21110002	Salary Compensation-2015	1,500,000	1,500,000	992,764	507,236	507,236
21110004	Allowances	3,000,000	3,000,000	2,767,229	232,771	232,771
21110006	Cash in lieu of Leave	2,725,000	2,876,535	2,876,533	(151,533)	2
21110009	End-of-year Bonus	6,588,000	6,588,000	5,133,384	1,454,616	1,454,616
21111	Other Staff Costs	11,720,000	10,349,700	8,398,892	3,321,108	1,950,808
21111002	Travelling and Transport	11,000,000	9,629,700	8,038,511	2,961,489	1,591,189



## STATEMENT D 1

Detailed Statement of Expenditure of the Consolidated Fund  
for the financial year 2015-2016

Item No.	Details	Appropriation (a) Rs	Total Provisions after Supplementary Appropriation and Virement (b) Rs	Actual Expenditure (c) Rs	(Over)/Under Appropriation (a-c) Rs	(Over)/Under Total Provision (b-c) Rs
<b>Vote 6-5: Valuation Department - continued</b>						
<b>21</b>	<b>Compensation of Employees - contd.</b>					
21111100	Overtime	700,000	700,000	360,381	339,619	339,619
21111200	Staff Welfare	20,000	20,000	-	20,000	20,000
21210	Social Contributions	730,000	730,000	702,857	27,143	27,143
<b>22</b>	<b>Goods and Services</b>	<b>25,370,000</b>	<b>27,552,450</b>	<b>24,597,267</b>	<b>772,733</b>	<b>2,955,183</b>
22010	Cost of Utilities	3,825,000	3,650,000	3,170,087	654,913	479,913
22020	Fuel and Oil	75,000	75,000	65,668	9,332	9,332
22030	Rent	16,500,000	18,332,150	18,189,780	(1,689,780)	142,370
22040	Office Equipment and Furniture	300,000	300,000	247,302	52,699	52,699
22050	Office Expenses	240,000	265,000	195,099	44,901	69,901
22060	Maintenance	1,290,000	1,745,000	1,147,424	142,576	597,576
22070	Cleaning Services	240,000	240,000	143,437	96,563	96,563
22100	Publication and Stationery	425,000	430,300	342,207	82,793	88,093
22120	Fees	1,900,000	1,940,000	641,354	1,258,646	1,298,646
22900	Other Goods and Services	575,000	575,000	454,910	120,090	120,090
<b>Capital Expenditure</b>		<b>2,000,000</b>	<b>2,333,000</b>	<b>2,277,400</b>	<b>(277,400)</b>	<b>55,600</b>
<b>31</b>	<b>Acquisition of Non-Financial Assets</b>	<b>2,000,000</b>	<b>2,333,000</b>	<b>2,277,400</b>	<b>(277,400)</b>	<b>55,600</b>
31122	Other Machinery & Equipment	2,000,000	2,333,000	2,277,400	(277,400)	55,600
<b>Total - Vote 6-5: Valuation Department</b>		<b>121,500,000</b>	<b>121,500,000</b>	<b>107,051,243</b>	<b>14,448,757</b>	<b>14,448,757</b>
<b>Vote 6-6: Corporate and Business Registration Department</b>						
<b>Recurrent Expenditure</b>		<b>91,000,000</b>	<b>91,000,000</b>	<b>75,810,108</b>	<b>15,189,892</b>	<b>15,189,892</b>
<b>21</b>	<b>Compensation of Employees</b>	<b>57,055,000</b>	<b>57,055,000</b>	<b>49,571,340</b>	<b>7,483,660</b>	<b>7,483,660</b>
21110	Personal Emoluments	51,305,000	51,305,000	44,484,672	6,820,328	6,820,328
21110001	Basic Salary	42,905,000	42,905,000	37,516,516	5,388,484	5,388,484
21110002	Salary Compensation-2015	1,000,000	1,000,000	757,950	242,050	242,050
21110004	Allowances	1,200,000	1,200,000	1,089,112	110,888	110,888
21110005	Extra Assistance	400,000	400,000	260,760	139,240	139,240
21110006	Cash in lieu of Leave	1,600,000	1,600,000	1,508,678	91,322	91,322
21110009	End-of-year Bonus	3,500,000	3,500,000	3,069,883	430,118	430,118
21110010	Service to Mauritius Programme	700,000	700,000	281,774	418,226	418,226
21111	Other Staff Costs	5,150,000	5,150,000	4,553,996	596,004	596,004
21111002	Travelling and Transport	3,600,000	3,600,000	3,561,420	38,580	38,580
21111100	Overtime	1,500,000	1,500,000	992,576	507,424	507,424
21111200	Staff Welfare	50,000	50,000	-	50,000	50,000
21210	Social Contributions	600,000	600,000	532,672	67,328	67,328
<b>22</b>	<b>Goods and Services</b>	<b>33,855,000</b>	<b>33,855,000</b>	<b>26,170,865</b>	<b>7,684,135</b>	<b>7,684,135</b>
22010	Cost of Utilities	2,900,000	2,900,000	2,390,620	509,380	509,380
22020	Fuel and Oil	50,000	50,000	31,493	18,507	18,507
22030	Rent	12,597,000	12,597,000	12,490,532	106,468	106,468
22040	Office Equipment and Furniture	1,500,000	1,500,000	801,036	698,964	698,964
22050	Office Expenses	800,000	825,000	743,519	56,481	81,481
22060	Maintenance	11,700,000	11,700,000	7,531,903	4,168,097	4,168,097
22070	Cleaning Services	60,000	60,000	59,800	200	200
22090	Security	1,050,000	1,050,000	1,000,500	49,500	49,500

## STATEMENT D 1

Detailed Statement of Expenditure of the Consolidated Fund  
for the financial year 2015-2016

Item No.	Details	Appropriation (a) Rs	Total Provisions after Supplementary Appropriation and Virement (b) Rs	Actual Expenditure (c) Rs	(Over)/Under Appropriation (a-c) Rs	(Over)/Under Total Provision (b-c) Rs
<b>Vote 6-6: Corporate and Business Registration Department - continued</b>						
22	<b>Goods and Services - contd.</b>					
22100	Publication and Stationery	1,035,000	1,010,000	777,315	257,685	232,685
22120	Fees	1,815,000	1,815,000	223,611	1,591,389	1,591,389
22170	Travelling within the Republic of Mauritius	200,000	200,000	40,000	160,000	160,000
22900	Other Goods and Services	148,000	148,000	80,537	67,463	67,463
26	<b>Current Grants</b>	<b>90,000</b>	<b>90,000</b>	<b>67,902</b>	<b>22,098</b>	<b>22,098</b>
26210	Contribution to International Organisations	90,000	90,000	67,902	22,098	22,098
26210039	Corporate Registers Forum	30,000	30,000	14,481	15,519	15,519
26210156	International Association of Insolvency Regulators	60,000	60,000	53,422	6,578	6,578
<b>Capital Expenditure</b>		<b>19,000,000</b>	<b>19,000,000</b>	<b>6,818,816</b>	<b>12,181,184</b>	<b>12,181,184</b>
31	<b>Acquisition of Non- Financial Assets</b>	<b>19,000,000</b>	<b>19,000,000</b>	<b>6,818,816</b>	<b>12,181,184</b>	<b>12,181,184</b>
31132	Intangible Fixed Assets	19,000,000	19,000,000	6,818,816	12,181,184	12,181,184
31132401	Upgrading of ICT Infrastructure	19,000,000	19,000,000	6,818,816	12,181,184	12,181,184
	(a) Electronic Document Management System	5,000,000	5,000,000	4,222,942	777,058	777,058
	(b) Extensible Business Reporting Language	14,000,000	14,000,000	2,595,874	11,404,126	11,404,126
<b>Total - Vote 6-6: Corporate and Business Registration Department</b>		<b>110,000,000</b>	<b>110,000,000</b>	<b>82,628,923</b>	<b>27,371,077</b>	<b>27,371,077</b>
<b>Vote 6-7: Registrar-General's Department</b>						
<b>Recurrent Expenditure</b>		<b>85,100,000</b>	<b>85,100,000</b>	<b>82,430,338</b>	<b>2,669,662</b>	<b>2,669,662</b>
21	<b>Compensation of Employees</b>	<b>71,411,000</b>	<b>70,111,000</b>	<b>68,564,900</b>	<b>2,846,100</b>	<b>1,546,100</b>
21110	Personal Emoluments	61,549,000	60,249,000	58,949,357	2,599,643	1,299,643
21110001	Basic Salary	52,279,000	50,929,000	50,786,226	1,492,774	142,774
21110002	Salary Compensation-2015	1,120,000	1,120,000	915,370	204,630	204,630
21110004	Allowances	700,000	1,050,000	1,015,028	(315,028)	34,972
21110006	Cash in lieu of Leave	3,000,000	2,700,000	2,156,989	843,011	543,011
21110009	End-of-year Bonus	4,450,000	4,450,000	4,075,743	374,257	374,257
21111	Other Staff Costs	9,212,000	9,212,000	8,966,800	245,200	245,200
21111002	Travelling and Transport	5,200,000	5,200,000	5,088,060	111,940	111,940
21111100	Overtime	4,000,000	4,000,000	3,867,015	132,985	132,985
21111200	Staff Welfare	12,000	12,000	11,725	275	275
21210	Social Contributions	650,000	650,000	648,744	1,256	1,256
22	<b>Goods and Services</b>	<b>13,689,000</b>	<b>14,989,000</b>	<b>13,865,438</b>	<b>(176,438)</b>	<b>1,123,562</b>
22010	Cost of Utilities	475,000	535,000	525,777	(50,777)	9,223
22020	Fuel and Oil	65,000	65,000	31,742	33,258	33,258
22030	Rent	348,000	348,000	166,750	181,250	181,250
22040	Office Equipment and Furniture	605,000	745,000	697,360	(92,360)	47,641
22050	Office Expenses	816,000	816,000	754,059	61,941	61,941
22060	Maintenance	9,790,000	10,890,000	10,617,956	(827,956)	272,044
22100	Publication and Stationery	1,200,000	1,200,000	919,036	280,964	280,964
22120	Fees	300,000	300,000	86,540	213,460	213,460
22900	Other Goods and Services	90,000	90,000	66,218	23,783	23,783

## STATEMENT D 1

Detailed Statement of Expenditure of the Consolidated Fund  
for the financial year 2015-2016

Item No.	Details	Appropriation (a) Rs	Total Provisions after Supplementary Appropriation and Virement (b) Rs	Actual Expenditure (c) Rs	(Over)/Under Appropriation (a-c) Rs	(Over)/Under Total Provision (b-c) Rs
<b>Vote 6-7: Registrar-General's Department - continued</b>						
<b>Capital Expenditure</b>		<b>23,000,000</b>	<b>32,470,000</b>	<b>31,980,881</b>	<b>(8,980,881)</b>	<b>489,119</b>
<b>31</b>	<b>Acquisition of Non-Financial Assets</b>	<b>23,000,000</b>	<b>32,470,000</b>	<b>31,980,881</b>	<b>(8,980,881)</b>	<b>489,119</b>
31112	Non-Residential Buildings	5,950,000	6,170,000	6,168,506	(218,506)	1,494
31112401	Upgrading of Office Buildings	5,950,000	6,170,000	6,168,506	(218,506)	1,494
31122	Other Machinery & Equipment	2,500,000	2,550,000	2,545,525	(45,525)	4,475
31122802	Acquisition of IT Equipment	200,000	-	-	200,000	-
31122806	Acquisition of Generators	2,300,000	2,550,000	2,545,525	(245,525)	4,475
31132	Intangible Fixed Assets	14,550,000	23,750,000	23,266,850	(8,716,850)	483,150
31132401	Upgrading of ICT Infrastructure	14,550,000	23,750,000	23,266,850	(8,716,850)	483,150
<b>Total - Vote 6-7: Registrar-General's Department</b>		<b>108,100,000</b>	<b>117,570,000</b>	<b>114,411,219</b>	<b>(6,311,219)</b>	<b>3,158,781</b>
<b>Total - Ministry of Finance and Economic Development</b>		<b>3,293,000,000</b>	<b>3,406,570,000</b>	<b>3,008,722,048</b>	<b>284,277,952</b>	<b>397,847,952</b>
<b>Ministry of Technology, Communication and Innovation</b>						
<b>Sub-Head 7-101: General</b>						
<b>Recurrent Expenditure</b>		<b>422,581,000</b>	<b>670,271,000</b>	<b>514,806,545</b>	<b>(92,225,545)</b>	<b>155,464,455</b>
<b>21</b>	<b>Compensation of Employees</b>	<b>55,893,000</b>	<b>55,893,000</b>	<b>53,535,096</b>	<b>2,357,904</b>	<b>2,357,904</b>
21110	Personal Emoluments	50,473,000	48,288,000	46,239,291	4,233,709	2,048,709
21110001	Basic Salary	37,574,800	34,839,800	33,657,495	3,917,305	1,182,305
21110002	Salary Compensation-2015	583,200	583,200	478,363	104,837	104,837
21110004	Allowances	1,600,000	1,103,000	1,014,370	585,630	88,630
21110005	Extra Assistance	1,615,000	1,775,000	1,634,525	(19,525)	140,475
21110006	Cash in lieu of Leave	1,800,000	1,800,000	1,560,463	239,537	239,537
21110009	End-of-year Bonus	3,000,000	3,500,000	3,229,553	(229,553)	270,447
21110010	Service to Mauritius Programme	4,300,000	4,687,000	4,664,523	(364,523)	22,477
21111	Other Staff Costs	5,170,000	7,245,000	6,976,851	(1,806,851)	268,149
21111001	Wages	200,000	200,000	43,605	156,395	156,395
21111002	Travelling and Transport	4,200,000	5,075,000	4,992,589	(792,589)	82,411
21111100	Overtime	750,000	1,950,000	1,920,657	(1,170,657)	29,343
21111200	Staff Welfare	20,000	20,000	20,000	-	-
21210	Social Contributions	250,000	360,000	318,954	(68,954)	41,046
<b>22</b>	<b>Goods and Services</b>	<b>34,822,000</b>	<b>34,999,000</b>	<b>14,983,743</b>	<b>19,838,258</b>	<b>20,015,258</b>
22010	Cost of Utilities	2,300,000	2,065,000	1,404,136	895,864	660,864
22020	Fuel and Oil	225,000	225,000	202,803	22,197	22,197
22030	Rent	2,130,000	2,330,000	1,969,938	160,062	360,062
22040	Office Equipment and Furniture	1,000,000	1,000,000	513,883	486,117	486,117
22050	Office Expenses	670,000	670,000	486,010	183,990	183,990
22060	Maintenance	725,000	1,275,000	964,342	(239,342)	310,658
22070	Cleaning Services	150,000	150,000	30,802	119,198	119,198
22100	Publication and Stationery	1,350,000	1,460,000	1,421,511	(71,511)	38,489
22120	Fees	14,125,000	14,325,000	1,212,499	12,912,501	13,112,501
22120035	of which: Fees icw IT Security	12,650,000	12,650,000	40,185	12,609,815	12,609,815

## STATEMENT D 1

Detailed Statement of Expenditure of the Consolidated Fund  
for the financial year 2015-2016

Item No.	Details	Appropriation (a) Rs	Total Provisions after Supplementary Appropriation and Virement (b) Rs	Actual Expenditure (c) Rs	(Over)/Under Appropriation (a-c) Rs	(Over)/Under Total Provision (b-c) Rs
<b>Sub-Head 7-101: General - continued</b>						
22	<b>Goods and Services - contd.</b>					
22900	Other Goods and Services	12,147,000	11,499,000	6,777,818	5,369,182	4,721,182
	<i>of which;</i>					
22900916	Running Cost of Data Protection	5,172,000	6,172,000	6,063,958	(891,958)	108,042
22900922	Conferences/Seminars/Workshops	6,500,000	4,915,000	539,007	5,960,993	4,375,993
26	<b>Grants</b>	<b>156,866,000</b>	<b>156,379,000</b>	<b>100,956,838</b>	<b>55,909,162</b>	<b>55,422,162</b>
26210	Contribution to International Organisations	7,300,000	6,813,000	4,960,432	2,339,568	1,852,568
26210130	African Telecommunications Union	400,000	463,000	434,026	(34,026)	28,974
26210131	International Telecommunication Union	3,500,000	3,200,000	2,941,500	558,500	258,500
26210132	Commonwealth Telecommunications Organisation	1,200,000	1,200,000	-	1,200,000	1,200,000
26210133	Universal Postal Union	2,200,000	1,950,000	1,584,906	615,094	365,094
26313	Current Grant to Extra-Budgetary Units	149,566,000	149,566,000	95,996,406	53,569,594	53,569,594
26313025	Independent Broadcasting Authority	10,100,000	10,100,000	-	10,100,000	10,100,000
26313042	Mauritius Research Council	32,500,000	32,500,000	32,500,000	-	-
26313054	National Computer Board	69,600,000	69,600,000	61,089,802	8,510,198	8,510,198
26313136	International Institute of Technology Research Academy (IITRA)	37,366,000	37,366,000	2,406,604	34,959,396	34,959,396
28	<b>Other Expense</b>	<b>175,000,000</b>	<b>423,000,000</b>	<b>345,330,868</b>	<b>(170,330,868)</b>	<b>77,669,132</b>
28212	Transfers to Households	50,000,000	50,000,000	23,664,131	26,335,869	26,335,869
28212026	ICT Training Scheme	50,000,000	50,000,000	23,664,131	26,335,869	26,335,869
28213	Transfers to Non Financial Public Corporations	-	255,000,000	255,000,000	(255,000,000)	-
28213022	The Mauritius Post Ltd	-	255,000,000	255,000,000	(255,000,000)	-
28215	Transfers to Private Enterprises	125,000,000	118,000,000	66,666,737	58,333,263	51,333,263
28215007	National Innovation Programme	125,000,000	118,000,000	66,666,737	58,333,263	51,333,263
<b>Capital Expenditure</b>		<b>74,237,000</b>	<b>80,237,000</b>	<b>41,798,364</b>	<b>32,438,636</b>	<b>38,438,636</b>
26	<b>Grants</b>	<b>51,087,000</b>	<b>58,087,000</b>	<b>33,400,000</b>	<b>17,687,000</b>	<b>24,687,000</b>
26323	Capital Grant to Extra-Budgetary Units	51,087,000	58,087,000	33,400,000	17,687,000	24,687,000
26323042	Mauritius Research Council of which;	30,328,000	37,328,000	33,400,000	(3,072,000)	3,928,000
	(a) Research Projects	10,000,000	10,000,000	9,000,000	1,000,000	1,000,000
	(b) National Research Chairs	17,400,000	24,400,000	24,400,000	(7,000,000)	-
26323136	International Institute of Technology Research Academy (IITRA)	20,759,000	20,759,000	-	20,759,000	20,759,000

## STATEMENT D 1

Detailed Statement of Expenditure of the Consolidated Fund  
for the financial year 2015-2016

Item No.	Details	Appropriation (a) Rs	Total Provisions after Supplementary Appropriation and Virement (b) Rs	Actual Expenditure (c) Rs	(Over)/Under Appropriation (a-c) Rs	(Over)/Under Total Provision (b-c) Rs
<b>Sub-Head 7-101: General - continued</b>						
<b>31</b>	<b>Acquisition of Non-Financial Assets</b>	<b>23,150,000</b>	<b>22,150,000</b>	<b>8,398,364</b>	<b>14,751,636</b>	<b>13,751,636</b>
31112	Non-Residential Buildings	2,000,000	2,565,000	2,560,795	(560,795)	4,205
31121	Transport Equipment	1,500,000	1,325,000	-	1,500,000	1,325,000
31122	Other Machinery & Equipment	7,250,000	6,250,000	3,254,101	3,995,899	2,995,899
31122802	Acquisition of IT equipment(N 1)	7,250,000	6,250,000	3,254,101	3,995,899	2,995,899
31132	Intangible Fixed Assets	12,400,000	12,010,000	2,583,468	9,816,532	9,426,532
31132401	Upgrading of ICT Infrastructure of which:	3,400,000	3,400,000	200,000	3,200,000	3,200,000
	IT Security Projects	3,100,000	3,100,000	200,000	2,900,000	2,900,000
31132801	Acquisition of Software	9,000,000	8,610,000	2,383,468	6,616,532	6,226,532
<b>Total - Sub-Head 7-101: General</b>		<b>496,818,000</b>	<b>750,508,000</b>	<b>556,604,909</b>	<b>(59,786,909)</b>	<b>193,903,091</b>
<b>Sub-Head 7-102: Central Informatics Bureau</b>						
<b>Recurrent Expenditure</b>		<b>322,161,000</b>	<b>264,286,000</b>	<b>212,801,809</b>	<b>109,359,191</b>	<b>51,484,191</b>
<b>21</b>	<b>Compensation of Employees</b>	<b>39,910,000</b>	<b>39,910,000</b>	<b>38,026,770</b>	<b>1,883,230</b>	<b>1,883,230</b>
21110	Personal Emoluments	35,250,000	34,120,000	32,284,232	2,965,768	1,835,768
21110001	Basic Salary	28,962,000	28,962,000	27,704,769	1,257,232	1,257,232
21110002	Salary Compensation-2015	338,000	338,000	290,006	47,994	47,994
21110004	Allowances	850,000	850,000	748,980	101,020	101,020
21110006	Cash in lieu of Leave	1,200,000	1,050,000	953,692	246,308	96,308
21110009	End-of-year Bonus	2,500,000	2,500,000	2,265,185	234,815	234,815
21110010	Service to Mauritius Programme	1,400,000	420,000	321,600	1,078,400	98,400
21111	Other Staff Costs	4,460,000	5,560,000	5,534,743	(1,074,743)	25,257
21111002	Travelling and Transport	4,100,000	5,200,000	5,179,178	(1,079,178)	20,822
21111100	Overtime	350,000	350,000	345,565	4,435	4,435
21111200	Staff Welfare	10,000	10,000	10,000	-	-
21210	Social Contributions	200,000	230,000	207,795	(7,795)	22,205
<b>22</b>	<b>Goods and Services</b>	<b>282,251,000</b>	<b>224,376,000</b>	<b>174,775,039</b>	<b>107,475,961</b>	<b>49,600,961</b>
22010	Cost of Utilities	2,000,000	2,000,000	1,155,514	844,486	844,486
22030	Rent	151,325,000	93,270,000	78,836,242	72,488,758	14,433,758
22030007	Rental of Lines for Network System	148,000,000	90,045,000	76,201,900	71,798,100	13,843,100
	(a) GINS Rental (SkyGovNet, GFN, GOC Internet)	130,000,000	87,045,000	76,201,900	53,798,100	10,843,100
	(b) SchoolNet II	18,000,000	3,000,000	-	18,000,000	3,000,000
22040	Office Equipment and Furniture	575,000	575,000	378,141	196,859	196,859
22050	Office Expenses	250,000	250,000	169,116	80,884	80,884
22060	Maintenance	1,295,000	1,295,000	272,595	1,022,405	1,022,405
22070	Cleaning Services	75,000	75,000	39,925	35,075	35,075
22100	Publications and Stationery	326,000	326,000	193,373	132,627	132,627
22120	Fees of which	31,800,000	53,480,000	39,800,646	(8,000,646)	13,679,354
22120023	Licence Fees for Oracle Technical Support	20,000,000	41,500,000	39,369,822	(19,369,822)	2,130,178
22120033	Licence Fees for Microsoft Office	11,000,000	11,000,000	-	11,000,000	11,000,000
22160	Overseas Training	2,000,000	2,000,000	-	2,000,000	2,000,000
22900	Other Goods and Services	92,605,000	71,105,000	53,929,488	38,675,512	17,175,512
22900904	Government Online Centre (Operating Costs)	92,000,000	70,500,000	53,878,394	38,121,606	16,621,606

## STATEMENT D 1

Detailed Statement of Expenditure of the Consolidated Fund  
for the financial year 2015-2016

Item No.	Details	Appropriation (a) Rs	Total Provisions after Supplementary Appropriation and Virement (b) Rs	Actual Expenditure (c) Rs	(Over)/Under Appropriation (a-c) Rs	(Over)/Under Total Provision (b-c) Rs
<b>Sub-Head 7-102: Central Informatics Bureau - continued</b>						
<b>Capital Expenditure</b>		<b>183,100,000</b>	<b>181,900,000</b>	<b>83,245,910</b>	<b>99,854,090</b>	<b>98,654,090</b>
<b>31</b>	<b>Acquisition of Non-Financial Assets</b>	<b>183,100,000</b>	<b>181,900,000</b>	<b>83,245,910</b>	<b>99,854,090</b>	<b>98,654,090</b>
31122	Other Machinery & Equipment	72,000,000	72,000,000	33,399,061	38,600,939	38,600,939
31122802	Acquisition of IT Equipment	72,000,000	72,000,000	33,399,061	38,600,939	38,600,939
	(a) Other servers and IT Equipment for Upgrading of GOC (N 1)	67,000,000	67,000,000	32,541,239	34,458,761	34,458,761
	(b) Others	5,000,000	5,000,000	857,822	4,142,178	4,142,178
31132	Intangible Fixed Assets	111,100,000	109,900,000	49,846,850	61,253,150	60,053,150
31132401	e - Government Projects	111,000,000	109,800,000	49,807,467	61,192,533	59,992,533
	of which:					
	(a) Implementation of e-Government Strategy (N 1)	17,000,000	15,800,000	5,200,000	11,800,000	10,600,000
	(b) Document Management System (N 1)	8,000,000	8,000,000	1,002,820	6,997,180	6,997,180
	(c) SchoolNet II (incl. Routers and Wifi) (N 1)	66,500,000	61,000,000	35,272,718	31,227,282	25,727,282
	(d) Deployment of Voice-Over-IP	500,000	500,000	-	500,000	500,000
	(e) Government Call Centre	8,000,000	8,000,000	-	8,000,000	8,000,000
	(f) Implementation of Wide Area Network (SkyGovNet Plan) (N 1)	11,000,000	11,000,000	8,331,929	2,668,071	2,668,071
	(g) Government Service Platform	-	5,500,000	-	-	5,500,000
31132801	Acquisition of Software	100,000	100,000	39,383	60,617	60,617
<b>Total - Sub-Head 7-102: Central Informatics Bureau</b>		<b>505,261,000</b>	<b>446,186,000</b>	<b>296,047,720</b>	<b>209,213,280</b>	<b>150,138,280</b>
<b>Sub-Head 7-103: Central Information Systems Division</b>						
<b>Recurrent Expenditure</b>		<b>104,600,000</b>	<b>104,600,000</b>	<b>87,017,965</b>	<b>17,582,035</b>	<b>17,582,035</b>
<b>21</b>	<b>Compensation of Employees</b>	<b>99,605,000</b>	<b>98,740,000</b>	<b>81,694,062</b>	<b>17,910,938</b>	<b>17,045,938</b>
21110	Personal Emoluments	95,085,000	95,008,000	78,062,737	17,022,263	16,945,263
21110001	Basic Salary	77,561,500	77,006,500	64,030,907	13,530,593	12,975,593
21110002	Salary Compensation-2015	1,600,000	1,600,000	1,075,073	524,927	524,927
21110004	Allowances	600,000	1,078,000	1,075,845	(475,845)	2,155
21110006	Cash in lieu of Leave	4,010,000	4,010,000	2,875,235	1,134,765	1,134,765
21110009	End-of-year Bonus	6,513,500	6,513,500	5,477,965	1,035,535	1,035,535
21110010	Service to Mauritius Programme	4,800,000	4,800,000	3,527,713	1,272,287	1,272,287
21111	Other Staff Costs	3,520,000	2,932,000	2,869,402	650,598	62,598
21111002	Travelling and Transport	3,000,000	2,335,000	2,274,270	725,730	60,730
21111100	Overtime	500,000	577,000	575,132	(75,132)	1,868
21111200	Staff Welfare	20,000	20,000	20,000	-	-
21210	Social Contributions	1,000,000	800,000	761,923	238,077	38,077
<b>22</b>	<b>Goods and Services</b>	<b>4,995,000</b>	<b>5,860,000</b>	<b>5,323,903</b>	<b>(328,903)</b>	<b>536,097</b>
22010	Cost of Utilities	300,000	260,000	201,513	98,487	58,487
22020	Fuel and Oil	125,000	125,000	91,061	33,939	33,939
22030	Rent	90,000	90,000	45,135	44,865	44,865
22040	Office Equipment and Furniture	200,000	290,000	277,023	(77,023)	12,977
22050	Office Expenses	270,000	220,000	151,853	118,147	68,147
22060	Maintenance	1,125,000	1,125,000	882,419	242,581	242,581
22100	Publications and Stationery	1,285,000	1,995,000	1,987,247	(702,247)	7,753
22120	Fees	1,500,000	1,655,000	1,650,532	(150,532)	4,468
22900	Other Goods and Services	100,000	100,000	37,120	62,880	62,880

## STATEMENT D 1

Detailed Statement of Expenditure of the Consolidated Fund  
for the financial year 2015-2016

Item No.	Details	Appropriation (a) Rs	Total Provisions after Supplementary Appropriation and Virement (b) Rs	Actual Expenditure (c) Rs	(Over)/Under Appropriation (a-c) Rs	(Over)/Under Total Provision (b-c) Rs
<b>Sub-Head 7-103: Central Information Systems Division - continued</b>						
<b>Capital Expenditure</b>		<b>5,800,000</b>	<b>6,800,000</b>	<b>6,635,801</b>	<b>(835,801)</b>	<b>164,199</b>
<b>31</b>	<b>Acquisition of Non-Financial Assets</b>	<b>5,800,000</b>	<b>6,800,000</b>	<b>6,635,801</b>	<b>(835,801)</b>	<b>164,199</b>
31122	Other Machinery & Equipment	1,100,000	2,230,000	2,210,072	(1,110,072)	19,928
31122802	Acquisition of IT Equipment (N1)	1,000,000	2,220,000	2,205,027	(1,205,027)	14,973
31132	Intangible Fixed Assets	4,700,000	4,570,000	4,425,729	274,271	144,271
31132401	of which					
	Upgrading of ICT Infrastructure	4,500,000	4,500,000	4,425,729	74,271	74,271
	Oracle Technical Support Unit	4,500,000	4,500,000	4,425,729	74,271	74,271
<b>Total - Sub-Head 7-103: Central Information Systems Division</b>		<b>110,400,000</b>	<b>111,400,000</b>	<b>93,653,766</b>	<b>16,746,234</b>	<b>17,746,234</b>
<b>Sub-Head 7-104: Mauritius National Identity Card</b>						
<b>Recurrent Expenditure</b>		<b>173,331,000</b>	<b>231,516,000</b>	<b>190,381,707</b>	<b>(17,050,707)</b>	<b>41,134,293</b>
<b>21</b>	<b>Compensation of Employees</b>	<b>22,613,000</b>	<b>22,613,000</b>	<b>8,066,973</b>	<b>14,546,027</b>	<b>14,546,027</b>
21110	Personal Emoluments	22,203,200	20,753,000	6,977,156	15,226,044	13,775,844
21110001	Basic Salary	2,909,000	2,909,000	2,663,046	245,954	245,954
21110002	Salary Compensation-2015	497,000	496,800	63,771	433,229	433,029
21110004	Allowances	1,000,000	1,000,000	230,886	769,114	769,114
21110005	Extra Assistance	17,400,000	15,650,000	3,447,852	13,952,148	12,202,148
21110006	Cash in lieu of Leave	155,000	155,000	117,225	37,775	37,775
21110009	End-of-year Bonus	242,200	542,200	454,377	(212,177)	87,823
21111	Other Staff Costs	310,000	1,760,000	1,048,273	(738,273)	711,727
21111002	Travelling and Transport	300,000	750,000	622,915	(322,915)	127,085
21111100	Overtime	-	1,000,000	415,358	(415,358)	584,642
21111200	Staff Welfare	10,000	10,000	-	-	-
21210	Social Contributions	100,000	100,000	41,544	58,456	58,456
<b>22</b>	<b>Goods and Services</b>	<b>150,718,000</b>	<b>208,903,000</b>	<b>182,314,734</b>	<b>(31,596,734)</b>	<b>26,588,266</b>
22010	Cost of Utilities	600,000	2,325,000	2,094,610	(1,494,610)	230,390
22030	Rent	2,400,000	3,650,000	3,624,340	(1,224,340)	25,660
22040	Office Equipment and Furniture	450,000	450,000	110,597	339,404	339,404
22050	Office Expenses	320,000	445,000	386,627	(66,627)	58,373
22060	Maintenance	86,377,100	141,577,100	128,324,577	(41,947,477)	13,252,523
	of which:					
22060005	IT Equipment	86,252,100	141,452,100	128,280,047	(42,027,947)	13,172,053
22100	Publication and Stationery	30,783,000	30,308,000	27,571,860	3,211,140	2,736,140
	of which:					
22100003	Printing and stationery	29,783,000	29,783,000	27,490,381	2,292,619	2,292,619
22900	Other Goods and Services	29,787,900	29,787,900	19,953,592	9,834,308	9,834,308
22900099	Miscellaneous Expenses (Operation and Support - Managed Services)	29,787,900	29,787,900	19,953,592	9,834,308	9,834,308
<b>Capital Expenditure</b>		<b>8,990,000</b>	<b>10,190,000</b>	<b>9,863,324</b>	<b>(873,324)</b>	<b>326,676</b>
<b>31</b>	<b>Acquisition of Non-Financial Assets</b>	<b>8,990,000</b>	<b>10,190,000</b>	<b>9,863,324</b>	<b>(873,324)</b>	<b>326,676</b>
31132	Intangible Fixed Assets	8,990,000	10,190,000	9,863,324	(873,324)	326,676
31132102	Mauritius National Identity Card and Related Projects	8,990,000	10,190,000	9,863,324	(873,324)	326,676
<b>Total - Sub-Head 7-104: Mauritius National Identity Card</b>		<b>182,321,000</b>	<b>241,706,000</b>	<b>200,245,031</b>	<b>(17,924,031)</b>	<b>41,460,969</b>
<b>Total - Ministry of Technology, Communication and Innovation</b>		<b>1,294,800,000</b>	<b>1,549,800,000</b>	<b>1,146,551,427</b>	<b>148,248,573</b>	<b>403,248,573</b>

## STATEMENT D 1

Detailed Statement of Expenditure of the Consolidated Fund  
for the financial year 2015-2016

Item No.	Details	Appropriation (a) Rs	Total Provisions after Supplementary Appropriation and Virement (b) Rs	Actual Expenditure (c) Rs	(Over)/Under Appropriation (a-c) Rs	(Over)/Under Total Provision (b-c) Rs
<b>Vote 8-1: Ministry of Youth and Sports</b>						
<b>Sub-Head 8-101: General</b>						
<b>Recurrent Expenditure</b>		<b>67,550,000</b>	<b>65,361,491</b>	<b>62,858,952</b>	<b>4,691,048</b>	<b>2,502,539</b>
<b>21</b>	<b>Compensation of Employees</b>	<b>57,441,000</b>	<b>54,691,000</b>	<b>52,248,288</b>	<b>5,192,712</b>	<b>2,442,712</b>
21110	Personal Emoluments	47,066,000	44,316,000	42,057,054	5,008,946	2,258,946
21110001	Basic Salary	37,298,000	34,798,000	33,421,804	3,876,196	1,376,196
21110002	Salary Compensation-2015	875,000	875,000	621,401	253,599	253,599
21110004	Allowances	1,430,000	1,430,000	1,420,547	9,453	9,453
21110006	Cash in lieu of Leave	1,975,000	1,975,000	1,497,926	477,074	477,074
21110009	End-of-year Bonus	3,268,000	3,018,000	2,898,977	369,023	119,023
21110010	Service to Mauritius Programme	2,220,000	2,220,000	2,196,400	23,600	23,600
21111	Other Staff Costs	9,775,000	9,775,000	9,748,208	26,792	26,792
21210	Social Contributions	600,000	600,000	443,025	156,975	156,975
<b>22</b>	<b>Goods and Services</b>	<b>10,109,000</b>	<b>10,670,491</b>	<b>10,610,664</b>	<b>(501,664)</b>	<b>59,827</b>
22010	Cost of Utilities	175,000	175,000	167,485	7,515	7,515
22020	Fuel and Oil	100,000	100,000	89,751	10,249	10,249
22030	Rent	9,000,000	9,000,000	8,999,953	47	47
22040	Office Equipment and Furniture	150,000	150,000	146,120	3,880	3,880
22050	Office Expenses	35,000	35,000	17,408	17,592	17,592
22060	Maintenance	160,000	160,000	143,738	16,262	16,262
22100	Publications and Stationery	209,000	209,000	207,703	1,297	1,297
22120	Fees	100,000	350,000	347,020	(247,020)	2,980
22170	Travelling within the Republic of Mauritius	-	311,491	311,491	(311,491)	-
22900	Other Goods and Services	180,000	180,000	179,995	5	5
<b>Total - Sub-Head 8-101: General</b>		<b>67,550,000</b>	<b>65,361,491</b>	<b>62,858,952</b>	<b>4,691,048</b>	<b>2,502,539</b>
<b>Sub-Head 8-102: Promotion and Development of Sports</b>						
<b>Recurrent Expenditure</b>		<b>322,200,000</b>	<b>318,888,509</b>	<b>311,161,142</b>	<b>11,038,858</b>	<b>7,727,367</b>
<b>21</b>	<b>Compensation of Employees</b>	<b>83,538,000</b>	<b>81,838,000</b>	<b>79,623,692</b>	<b>3,914,308</b>	<b>2,214,308</b>
21110	Personal Emoluments	70,428,000	67,828,000	66,440,058	3,987,942	1,387,942
21110001	Basic Salary	43,987,000	41,387,000	40,420,172	3,566,828	966,828
21110002	Salary Compensation-2015	1,150,000	1,150,000	952,536	197,464	197,464
21110004	Allowances	1,400,000	1,400,000	1,375,546	24,454	24,454
21110005	Extra Assistance	17,950,000	17,950,000	17,929,425	20,575	20,575
21110006	Cash in lieu of Leave	2,425,000	2,425,000	2,420,188	4,812	4,812
21110009	End-of-year Bonus	3,516,000	3,516,000	3,342,191	173,809	173,809
21111	Other Staff Costs	12,010,000	12,910,000	12,190,132	(180,132)	719,868
21210	Social Contributions	1,100,000	1,100,000	993,501	106,499	106,499
<b>22</b>	<b>Goods and Services</b>	<b>159,231,000</b>	<b>150,519,509</b>	<b>145,565,459</b>	<b>13,665,541</b>	<b>4,954,050</b>
22010	Cost of Utilities	18,150,000	18,150,000	17,234,313	915,687	915,687
22020	Fuel and Oil	6,500,000	5,999,500	5,818,605	681,395	180,895
22030	Rent	11,711,000	7,737,500	7,468,118	4,242,882	269,382
22040	Office Equipment and Furniture	350,000	350,000	319,815	30,186	30,186
22050	Office Expenses	630,000	630,000	496,061	133,939	133,939
22060	Maintenance	14,850,000	14,850,000	13,686,892	1,163,108	1,163,108
22070	Cleaning Services	500,000	500,000	499,991	9	9



## STATEMENT D 1

Detailed Statement of Expenditure of the Consolidated Fund  
for the financial year 2015-2016

Item No.	Details	Appropriation (a) Rs	Total Provisions after Supplementary Appropriation and Virement (b) Rs	Actual Expenditure (c) Rs	(Over)/Under Appropriation (a-c) Rs	(Over)/Under Total Provision (b-c) Rs
<b>Sub-Head 8-102: Promotion and Development of Sports-continued</b>						
<b>22</b>	<b>Goods and Services-contd.</b>					
22090	Security	4,500,000	4,500,000	3,802,477	697,523	697,523
22100	Publications and Stationery	840,000	840,000	803,679	36,321	36,321
22120	Fees	11,375,000	9,328,712	8,777,717	2,597,284	550,996
22140	Medical Supplies, Drugs and Equipment	575,000	575,000	440,883	134,117	134,117
22900	Other Goods and Services <i>of which</i>	89,250,000	87,058,797	86,216,908	3,033,092	841,889
22900002	Accommodation Costs	7,000,000	7,000,000	6,999,990	10	10
22900003	Passage Costs	16,000,000	13,976,117	13,976,039	2,023,961	78
22900007	Sports Equipment & Materials	6,000,000	5,500,000	5,499,457	500,543	543
22900008	Medals, Prizes and Rewards	5,000,000	5,000,000	4,999,836	164	164
22900939	Indian Ocean Island Games (IOIG)	30,000,000	31,000,000	30,960,596	(960,596)	39,404
22900944	11th Africa Games	15,000,000	15,000,000	14,999,973	27	27
<b>26</b>	<b>Grants</b>	<b>40,931,000</b>	<b>41,531,000</b>	<b>41,229,704</b>	<b>(298,704)</b>	<b>301,296</b>
26210	Contribution to International Organisations	931,000	931,000	629,704	301,296	301,296
26313	Extra-Budgetary Units	40,000,000	40,600,000	40,600,000	(600,000)	-
26313045	Mauritius Sports Council	25,000,000	25,600,000	25,600,000	(600,000)	-
26313094	Trust Fund for Excellence in Sports	15,000,000	15,000,000	15,000,000	-	-
<b>28</b>	<b>Other Expense</b>	<b>38,500,000</b>	<b>45,000,000</b>	<b>44,742,288</b>	<b>(6,242,288)</b>	<b>257,712</b>
28211	Transfers to Non Profit Institutions	33,000,000	36,400,000	36,400,000	(3,400,000)	-
28211056	Football Clubs	33,000,000	36,400,000	36,400,000	(3,400,000)	-
	(a) Support to Football Clubs	17,000,000	20,400,000	20,400,000	(3,400,000)	-
	(b) Professionalisation of football	16,000,000	16,000,000	16,000,000	-	-
28212	Transfers to Households	5,000,000	8,100,000	8,099,855	(3,099,855)	145
28212015	Allowances to High level Athletes	5,000,000	8,100,000	8,099,855	(3,099,855)	145
28217	Expense Not Elsewhere Specified	500,000	500,000	242,433	257,567	257,567
<b>Capital Expenditure</b>		<b>73,000,000</b>	<b>83,000,000</b>	<b>48,935,814</b>	<b>24,064,186</b>	<b>34,064,186</b>
<b>31</b>	<b>Acquisition of Non-Financial Assets</b>	<b>73,000,000</b>	<b>83,000,000</b>	<b>48,935,814</b>	<b>24,064,186</b>	<b>34,064,186</b>
31113	Other Structures	63,600,000	63,600,000	32,736,167	30,863,833	30,863,833
31113006	Construction of Sports Infrastructure	14,050,000	21,550,000	17,351,037	(3,301,037)	4,198,963
	(a) Muiti Sports Complex at La Source, Quatre Bornes	9,000,000	9,900,000	9,887,961	(887,961)	12,039
	(b) Extension at Centre Technique Francois Blacquart	2,250,000	2,250,000	-	2,250,000	2,250,000
	(c) Football Ground at Petit Verger	2,800,000	1,900,000	-	2,800,000	1,900,000

## STATEMENT D 1

Detailed Statement of Expenditure of the Consolidated Fund  
for the financial year 2015-2016

Item No.	Details	Appropriation (a) Rs	Total Provisions after Supplementary Appropriation and Virement (b) Rs	Actual Expenditure (c) Rs	(Over)/Under Appropriation (a-c) Rs	(Over)/Under Total Provision (b-c) Rs
<b>Sub-Head 8-102: Promotion and Development of Sports-continued</b>						
<b>31</b>	<b>Acquisition of Non-Financial Assets-contd.</b>					
31113406	Upgrading of Sports Infrastructure	49,550,000	42,050,000	15,385,130	34,164,870	26,664,870
	(a) Anjaly Stadium	3,000,000	2,000,000	1,806,823	1,193,177	193,177
	(c) Lighting of training grounds	5,000,000	3,085,688	2,012,018	2,987,982	1,073,670
	(d) Fencing and waterproofing	5,000,000	4,000,000	3,313,398	1,686,602	686,602
	(e) Maryse Justin Stadium	2,400,000	2,400,000	1,918,542	481,458	481,458
	(f) Camp du Roi Stadium	2,400,000	2,400,000	458,058	1,941,942	1,941,942
	(g) August Voltaire Stadium Synthetic Track	15,000,000	15,000,000	-	15,000,000	15,000,000
	(h) Harry Latour Stadium	8,000,000	6,000,000	1,790,550	6,209,450	4,209,450
	(i) Football Ground Vuillemin	750,000	750,000	750,000	-	-
	(j) Quartier Militaire Stadium	1,000,000	1,000,000	-	1,000,000	1,000,000
	(k) Waterproofing at Pandit Sahadeo Sport Complex	2,000,000	2,000,000	-	2,000,000	2,000,000
	(m) Others-basic sports facilities around the island	5,000,000	2,500,000	2,421,429	2,578,571	78,571
31121	Transport Equipment	1,000,000	9,500,000	9,436,040	(8,436,040)	63,960
31122	Other Machinery & Equipment	8,400,000	8,400,000	5,263,607	3,136,393	3,136,393
31133	Furniture, Fixtures & Fittings	-	1,500,000	1,499,999	(1,499,999)	1
<b>Total - Sub-Head 8-102: Promotion and Development of Sports</b>		<b>395,200,000</b>	<b>401,888,509</b>	<b>360,096,956</b>	<b>35,103,044</b>	<b>41,791,553</b>
<b>Sub-Head 8-103: Youth Services</b>						
<b>Recurrent Expenditure</b>		<b>73,000,000</b>	<b>73,000,000</b>	<b>67,608,233</b>	<b>5,391,767</b>	<b>5,391,767</b>
<b>21</b>	<b>Compensation of Employees</b>	<b>41,285,000</b>	<b>41,285,000</b>	<b>39,665,794</b>	<b>1,619,206</b>	<b>1,619,206</b>
21110	Personal Emoluments	34,543,000	34,543,000	33,106,643	1,436,357	1,436,357
21110001	Basic Salary	27,586,000	27,586,000	26,742,754	843,246	843,246
21110002	Salary Compensation-2015	725,000	725,000	552,624	172,376	172,376
21110004	Allowances	700,000	700,000	699,534	466	466
21110005	Extra Assistance	1,600,000	1,600,000	1,581,934	18,066	18,066
21110006	Cash in lieu of Leave	1,600,000	1,600,000	1,276,879	323,121	323,121
21110009	End-of-year Bonus	2,332,000	2,332,000	2,252,918	79,082	79,082
21111	Other Staff Costs	6,162,000	6,162,000	6,117,582	44,418	44,418
21210	Social Contributions	580,000	580,000	441,569	138,431	138,431
<b>22</b>	<b>Goods and Services</b>	<b>28,725,000</b>	<b>28,717,500</b>	<b>25,056,402</b>	<b>3,668,598</b>	<b>3,661,098</b>
22010	Cost of Utilities	3,310,000	3,310,000	3,007,336	302,664	302,664
22020	Fuel and Oil	650,000	650,000	585,022	64,978	64,978
22030	Rent	4,000,000	4,000,000	3,978,081	21,919	21,919
22040	Office Equipment and Furniture	400,000	400,000	394,012	5,988	5,988
22050	Office Expenses	350,000	350,000	286,327	63,673	63,673
22060	Maintenance	4,460,000	4,460,000	3,930,003	529,997	529,997
22070	Cleaning Services	75,000	75,000	73,333	1,668	1,668
22090	Security	4,700,000	4,700,000	4,343,191	356,809	356,809
22100	Publications and Stationery	570,000	570,000	383,952	186,048	186,048

## STATEMENT D 1

Detailed Statement of Expenditure of the Consolidated Fund  
for the financial year 2015-2016

Item No.	Details	Appropriation (a) Rs	Total Provisions after Supplementary Appropriation and Virement (b) Rs	Actual Expenditure (c) Rs	(Over)/Under Appropriation (a-c) Rs	(Over)/Under Total Provision (b-c) Rs
<b>Sub-Head 8-103: Youth Services-continued</b>						
<b>22</b>	<b>Goods and Services-contd.</b>					
22120	Fees	650,000	650,000	515,569	134,431	134,431
22900	Other Goods and Services of which	9,560,000	9,552,500	7,559,577	2,000,423	1,992,923
	<i>National Youth Volunteer Scheme</i>	<i>2,000,000</i>	<i>2,000,000</i>	<i>499,815</i>	<i>1,500,185</i>	<i>1,500,185</i>
<b>26</b>	<b>Grants</b>	<b>2,630,000</b>	<b>2,637,500</b>	<b>2,612,769</b>	<b>17,231</b>	<b>24,731</b>
26210	Contribution to International Organisations	1,030,000	1,037,500	1,012,769	17,231	24,731
26313	Extra-Budgetary Units	1,600,000	1,600,000	1,600,000	-	-
26313068	<i>National Youth Council</i>	<i>1,600,000</i>	<i>1,600,000</i>	<i>1,600,000</i>	-	-
<b>28</b>	<b>Other Expense</b>	<b>360,000</b>	<b>360,000</b>	<b>273,268</b>	<b>86,732</b>	<b>86,732</b>
28211	Transfers to Non Profit Institutions	275,000	275,000	225,000	50,000	50,000
28211042	<i>Youth Clubs</i>	<i>50,000</i>	<i>50,000</i>	-	<i>50,000</i>	<i>50,000</i>
28211043	<i>Mauritius Scouts association</i>	<i>100,000</i>	<i>100,000</i>	<i>100,000</i>	-	-
28211044	<i>Girls Guide</i>	<i>100,000</i>	<i>100,000</i>	<i>100,000</i>	-	-
28211045	<i>St John Ambulance</i>	<i>25,000</i>	<i>25,000</i>	<i>25,000</i>	-	-
28217	Expenses Not Elsewhere Specified	85,000	85,000	48,268	36,732	36,732
<b>Capital Expenditure</b>		<b>14,250,000</b>	<b>9,750,000</b>	-	<b>14,250,000</b>	<b>9,750,000</b>
<b>31</b>	<b>Acquisition of Non- Financial Assets</b>	<b>14,250,000</b>	<b>9,750,000</b>	-	<b>14,250,000</b>	<b>9,750,000</b>
31112	Non-Residential Buildings	14,250,000	9,750,000	-	14,250,000	9,750,000
31112007	Construction of Youth Centres	3,000,000	3,000,000	-	3,000,000	3,000,000
	<i>(a) Cite La Cure Youth Centre</i>	<i>3,000,000</i>	<i>3,000,000</i>	-	<i>3,000,000</i>	<i>3,000,000</i>
31112407	Upgrading of Youth Centres	11,250,000	6,750,000	-	11,250,000	6,750,000
	<i>(a) Anse La Raie Youth Training Centre</i>	<i>4,500,000</i>	<i>1,000,000</i>	-	<i>4,500,000</i>	<i>1,000,000</i>
	<i>(b) Bel Ombre Residential Youth Camp</i>	<i>4,500,000</i>	<i>4,500,000</i>	-	<i>4,500,000</i>	<i>4,500,000</i>
	<i>(c) Flic-en-Flac Youth Centre</i>	<i>2,250,000</i>	<i>1,250,000</i>	-	<i>2,250,000</i>	<i>1,250,000</i>
<b>Total - Sub-Head 8-103: Youth Services</b>		<b>87,250,000</b>	<b>82,750,000</b>	<b>67,608,233</b>	<b>19,641,767</b>	<b>15,141,767</b>
<b>Total -Vote 8-1: Ministry of Youth and Sports</b>		<b>550,000,000</b>	<b>550,000,000</b>	<b>490,564,140</b>	<b>59,435,860</b>	<b>59,435,860</b>
<b>Vote 9-1 :Ministry of Public Infrastructure and Land Transport</b>						
<b>Sub-Head 9-101: General</b>						
<b>Recurrent Expenditure</b>		<b>122,191,000</b>	<b>122,191,000</b>	<b>107,026,623</b>	<b>15,164,377</b>	<b>15,164,377</b>
<b>21</b>	<b>Compensation of Employees</b>	<b>80,831,000</b>	<b>79,015,544</b>	<b>72,124,638</b>	<b>8,706,362</b>	<b>6,890,906</b>
21110	Personal Emoluments	70,681,000	68,937,544	63,927,622	6,753,378	5,009,922
21110001	<i>Basic Salary</i>	<i>56,400,000</i>	<i>55,271,544</i>	<i>51,541,612</i>	<i>4,858,388</i>	<i>3,729,932</i>
21110002	<i>Salary Compensation-2015</i>	<i>1,400,000</i>	<i>1,035,000</i>	<i>985,950</i>	<i>414,050</i>	<i>49,050</i>
21110004	<i>Allowances</i>	<i>3,100,000</i>	<i>3,275,000</i>	<i>3,215,800</i>	<i>(115,800)</i>	<i>59,200</i>

## STATEMENT D 1

Detailed Statement of Expenditure of the Consolidated Fund  
for the financial year 2015-2016

Item No.	Details	Appropriation (a) Rs	Total Provisions after Supplementary Appropriation and Virement (b) Rs	Actual Expenditure (c) Rs	(Over)/Under Appropriation (a-c) Rs	(Over)/Under Total Provision (b-c) Rs
<b>Sub-Head 9-101: General-continued</b>						
<b>21</b>	<b>Compensation of Employees-contd.</b>					
21110005	Extra Assistance	2,200,000	2,200,000	1,549,975	650,025	650,025
21110006	Cash in lieu of Leave	2,800,000	2,800,000	2,281,613	518,387	518,387
21110009	End-of-year Bonus	4,781,000	4,356,000	4,352,672	428,328	3,328
21111	Other Staff Costs	9,375,000	9,303,000	7,454,035	1,920,965	1,848,965
21111001	Wages	200,000	200,000	162,076	37,924	37,924
21111002	Travelling and Transport	6,000,000	5,928,000	5,359,143	640,857	568,857
21111100	Overtime	3,000,000	3,000,000	1,841,954	1,158,046	1,158,046
21111200	Staff Welfare	175,000	175,000	90,862	84,138	84,138
21210	Social Contributions	775,000	775,000	742,980	32,020	32,020
<b>22</b>	<b>Goods and Services</b>	<b>31,810,000</b>	<b>33,595,456</b>	<b>30,834,391</b>	<b>975,609</b>	<b>2,761,065</b>
22010	Cost of Utilities	3,515,000	3,842,000	3,794,438	(279,438)	47,562
22020	Fuel and Oil	375,000	375,000	235,949	139,051	139,051
22030	Rent	22,450,000	22,475,956	21,810,670	639,330	665,286
22030001	Rental of Building	10,200,000	10,225,956	10,225,956	(25,956)	-
22030005	Rental of Facilities for Events	12,000,000	12,000,000	11,334,714	665,286	665,286
22040	Office Equipment and Furniture	700,000	1,512,500	1,257,284	(557,284)	255,216
22050	Office Expenses	450,000	575,000	542,286	(92,286)	32,714
22060	Maintenance	1,170,000	1,170,000	708,447	461,553	461,553
22070	Cleaning Services	195,000	350,000	336,319	(141,319)	13,681
22100	Publications and Stationery	825,000	1,165,000	1,014,073	(189,073)	150,927
22120	Fees	1,130,000	1,130,000	704,875	425,125	425,125
22120002	Fees to Chairperson and Members of Boards and Committees	700,000	700,000	304,925	395,075	395,075
22900	Other Goods and Services	1,000,000	1,000,000	430,050	569,950	569,950
<b>26</b>	<b>Grants</b>	<b>9,500,000</b>	<b>9,500,000</b>	<b>3,987,595</b>	<b>5,512,405</b>	<b>5,512,405</b>
26313	Extra-Budgetary Units	9,500,000	9,500,000	3,987,595	5,512,405	5,512,405
26313010	Construction Industry Development Board	9,500,000	9,500,000	3,987,595	5,512,405	5,512,405
<b>27</b>	<b>Social Benefits</b>	<b>50,000</b>	<b>80,000</b>	<b>80,000</b>	<b>(30,000)</b>	<b>-</b>
27210	Social Assistance Benefits in Cash	50,000	80,000	80,000	(30,000)	-
<b>Total - Sub-Head 9-101: General</b>		<b>122,191,000</b>	<b>122,191,000</b>	<b>107,026,623</b>	<b>15,164,377</b>	<b>15,164,377</b>
<b>Sub-Head 9-102: Public Infrastructure Division</b>						
<b>Recurrent Expenditure</b>		<b>424,784,000</b>	<b>424,784,000</b>	<b>361,095,805</b>	<b>63,688,195</b>	<b>63,688,195</b>
<b>21</b>	<b>Compensation of Employees</b>	<b>390,954,000</b>	<b>389,229,000</b>	<b>335,466,581</b>	<b>55,487,419</b>	<b>53,762,419</b>
21110	Personal Emoluments	333,574,000	330,340,500	277,383,249	56,190,751	52,957,251
21110001	Basic Salary	272,945,000	270,376,500	230,599,950	42,345,050	39,776,550
21110002	Salary Compensation-2015	9,721,000	9,721,000	4,990,286	4,730,714	4,730,714
21110004	Allowances	10,000,000	10,000,000	9,490,996	509,004	509,004
21110005	Extra Assistance	6,000,000	6,000,000	3,055,721	2,944,279	2,944,279

## STATEMENT D 1

Detailed Statement of Expenditure of the Consolidated Fund  
for the financial year 2015-2016

Item No.	Details	Appropriation (a) Rs	Total Provisions after Supplementary Appropriation and Virement (b) Rs	Actual Expenditure (c) Rs	(Over)/Under Appropriation (a-c) Rs	(Over)/Under Total Provision (b-c) Rs
<b>Sub-Head 9-102: Public Infrastructure Division-continued</b>						
<b>21</b>	<b>Compensation of Employees-contd.</b>					
21110006	Cash in lieu of Leave	10,100,000	10,100,000	9,870,408	229,592	229,592
21110009	End-of-year Bonus	23,248,000	23,248,000	19,375,887	3,872,113	3,872,113
21110010	Service to Mauritius Programme	1,560,000	895,000	-	1,560,000	895,000
21111	Other Staff Costs	53,680,000	55,188,500	54,769,827	(1,089,827)	418,673
21111001	Wages	3,600,000	4,418,500	4,396,293	(796,293)	22,207
21111002	Travelling and Transport	38,000,000	38,000,000	37,946,397	53,603	53,603
21111100	Overtime	12,000,000	12,690,000	12,387,071	(387,071)	302,929
21111200	Staff Welfare	80,000	80,000	40,066	39,934	39,934
21210	Social Contributions	3,700,000	3,700,000	3,313,505	386,495	386,495
<b>22</b>	<b>Goods and Services</b>	<b>33,830,000</b>	<b>35,555,000</b>	<b>25,629,224</b>	<b>8,200,776</b>	<b>9,925,776</b>
22010	Cost of Utilities	5,080,000	5,325,000	5,134,287	(54,287)	190,713
22020	Fuel and Oil	1,800,000	1,800,000	1,457,086	342,914	342,914
22040	Office Equipment and Furniture	1,240,000	1,915,000	1,572,474	(332,474)	342,526
22050	Office Expenses	330,000	380,000	323,435	6,565	56,565
22060	Maintenance	13,900,000	14,015,000	8,106,628	5,793,372	5,908,372
22070	Cleaning Services	1,500,000	1,500,000	1,468,875	31,125	31,125
22100	Publications and Stationery	1,650,000	2,150,000	1,506,977	143,023	643,023
22120	Fees	3,530,000	3,530,000	1,981,344	1,548,657	1,548,657
	<i>of which</i>					
22120007	Fees for Training	700,000	700,000	310,200	389,800	389,800
22120008	Fees to Consultants	2,330,000	2,330,000	1,353,004	976,996	976,996
22150	Scientific and Laboratory Equipment and Supplies	800,000	800,000	769,160	30,840	30,840
22900	Other Goods and Services	4,000,000	4,140,000	3,308,959	691,041	831,041
	<i>of which</i>					
22900001	Uniforms	3,800,000	3,800,000	3,107,582	692,418	692,418
<b>Capital Expenditure</b>		<b>58,500,000</b>	<b>58,500,000</b>	<b>12,926,123</b>	<b>45,573,877</b>	<b>45,573,877</b>
<b>31</b>	<b>Acquisition of Non-Financial Assets</b>	<b>58,500,000</b>	<b>58,500,000</b>	<b>12,926,123</b>	<b>45,573,877</b>	<b>45,573,877</b>
31112	Non-Residential Buildings	33,800,000	33,500,000	4,419,552	29,380,448	29,080,448
31112401	Upgrading of Office Buildings	31,800,000	31,078,325	3,497,880	28,302,120	27,580,445
	(a) Extension of Architect Office	3,000,000	3,000,000	2,416,381	583,619	583,619
	(b) Construction of building for QS Section	20,000,000	19,578,325	-	20,000,000	19,578,325
	(d) Boundary Wall-MPI Phoenix Compound	2,000,000	2,000,000	1,081,499	918,501	918,501
	(e) Accreditation of Material Testing Laboratory	6,800,000	6,500,000	-	6,800,000	6,500,000
31112433	Refurbishment of Emmanuel Anquetil Building	2,000,000	2,421,675	921,672	1,078,328	1,500,003
	(a) Fencing and Wire Netting (Bird Proofing)	500,000	678,845	678,845	(178,845)	-
	(c) New Fire Doors	1,500,000	1,500,000	-	1,500,000	1,500,000

## STATEMENT D 1

Detailed Statement of Expenditure of the Consolidated Fund  
for the financial year 2015-2016

Item No.	Details	Appropriation (a) Rs	Total Provisions after Supplementary Appropriation and Virement (b) Rs	Actual Expenditure (c) Rs	(Over)/Under Appropriation (a-c) Rs	(Over)/Under Total Provision (b-c) Rs
<b>Sub-Head 9-102: Public Infrastructure Division-continued</b>						
<b>31</b>	<b>Acquisition of Non-Financial Assets-contd.</b>					
31113	Other Structures	10,000,000	10,000,000	4,009,933	5,990,067	5,990,067
31113799	Asbestos Treatment Programme (N 1)	10,000,000	10,000,000	4,009,933	5,990,067	5,990,067
31121	Transport Equipment	1,100,000	1,100,000	989,000	111,000	111,000
31122	Other Machinery & Equipment	3,100,000	3,400,000	2,426,447	673,553	973,553
31122802	Acquisition of IT Equipment	300,000	600,000	576,370	(276,370)	23,630
31122811	Acquisition of CCTV (N 1)	1,700,000	1,700,000	972,489	727,511	727,511
31122999	Acquisition of Other Machinery and Equipment	1,100,000	1,100,000	877,588	222,412	222,412
31132	Intangible Fixed Assets	500,000	500,000	126,960	373,040	373,040
31132801	Acquisition of Software	500,000	500,000	126,960	373,040	373,040
31410	Non-Produced Assets	10,000,000	10,000,000	954,231	9,045,769	9,045,769
31410407	Rehabilitation works for Landslide Management	10,000,000	10,000,000	954,231	9,045,769	9,045,769
<b>Total - Sub-Head 9-102: Public Infrastructure Division</b>		<b>483,284,000</b>	<b>483,284,000</b>	<b>374,021,928</b>	<b>109,262,072</b>	<b>109,262,072</b>
<b>Sub-Head 9-103: Road Construction and Maintenance</b>						
<b>Recurrent Expenditure</b>		<b>119,000,000</b>	<b>119,000,000</b>	<b>118,533,933</b>	<b>466,067</b>	<b>466,067</b>
<b>26</b>	<b>Grants</b>	<b>119,000,000</b>	<b>119,000,000</b>	<b>118,533,933</b>	<b>466,067</b>	<b>466,067</b>
26313	Extra-Budgetary Units	119,000,000	119,000,000	118,533,933	466,067	466,067
26313079	Road Development Authority	119,000,000	119,000,000	118,533,933	466,067	466,067
<b>Capital Expenditure</b>		<b>823,500,000</b>	<b>823,500,000</b>	<b>650,830,569</b>	<b>172,669,431</b>	<b>172,669,431</b>
<b>31</b>	<b>Acquisition of Non-Financial Assets</b>	<b>823,500,000</b>	<b>823,500,000</b>	<b>650,830,569</b>	<b>172,669,431</b>	<b>172,669,431</b>
31113	Other Structures and Upgrading	822,300,000	822,300,000	649,834,623	172,669,431	172,669,431
31113003	Construction and Upgrading of Roads	178,500,000	178,500,000	114,538,468	63,961,532	63,961,532
	(i) Upgrading of Laventure Road (Phase I & II)	1,300,000	1,300,000	1,199,242	100,758	100,758
	(l) Rehabilitation of Hillcrest Avenue, Quatre Bornes	2,000,000	8,100,000	6,146,204	(4,146,204)	1,953,796
	(m) Upgrading of Hugnin Road (Study)	4,200,000	3,596,170	-	4,200,000	3,596,170
	(n) Upgrading of access to Flic-en-Flac (Study)	3,000,000	3,000,000	-	3,000,000	3,000,000
	(p) La Brasserie Beau Songes Link Road (Study)	7,000,000	7,000,000	1,161,251	5,838,749	5,838,749
	(q) Review and Updating the Road Management System	1,000,000	1,000,000	222,980	777,020	777,020
	(v) Design for Grade Separated junction at Pont Fer/Jumbo/Valentian R/A (study)	25,000,000	-	-	25,000,000	-

## STATEMENT D 1

Detailed Statement of Expenditure of the Consolidated Fund  
for the financial year 2015-2016

Item No.	Details	Appropriation (a) Rs	Total Provisions after Supplementary Appropriation and Virement (b) Rs	Actual Expenditure (c) Rs	(Over)/Under Appropriation (a-c) Rs	(Over)/Under Total Provision (b-c) Rs
<b>Sub-Head 9-103: Road Construction and Maintenance-continued</b>						
<b>31</b>	<b>Acquisition of Non-Financial Assets-contd.</b>					
	(x) Consultancy Services for ring road Phase 2&3 and A1M1	35,000,000	-	-	35,000,000	-
	(y) Construction of Grade Separated Junction on M1 at De Caen Street, Port Louis	50,000,000	40,042,000	5,865,216	44,134,784	34,176,784
	(z) Construction of Glen Park-Robinson Link Road	10,000,000	10,000,000	-	10,000,000	10,000,000
	(aa) Upgrading of B45 Vingt Pied Road	40,000,000	3,853,925	-	40,000,000	3,853,925
31113004	Construction and Upgrading of Bridges	43,800,000	43,800,000	20,646,417	23,153,583	23,153,583
	(a) Rehabilitation of Steel Bridges	4,000,000	4,000,000	3,849,479	150,521	150,521
	(b) Footbridges	1,000,000	1,000,000	671,079	328,921	328,921
	(d) Reconstruction of bridge at la Mivoie, Riviere Noire	38,800,000	38,800,000	16,125,858	22,674,142	22,674,142
31113403	Road Maintenance and Rehabilitation	600,000,000	600,000,000	514,649,738	85,350,262	85,350,262
311122	Other Machinery & Equipment	1,200,000	1,200,000	995,946	204,054	204,054
31122999	Acquisition of Other Machinery and Equipment	1,200,000	1,200,000	995,946	204,054	204,054
<b>Total - Sub-Head 9-103: Road Construction and Maintenance</b>		<b>942,500,000</b>	<b>942,500,000</b>	<b>769,364,502</b>	<b>173,135,498</b>	<b>173,135,498</b>
<b>Sub-Head 9-104: Electrical Services Division</b>						
<b>Recurrent Expenditure</b>		<b>97,425,000</b>	<b>97,425,000</b>	<b>90,610,679</b>	<b>6,814,321</b>	<b>6,814,321</b>
<b>21</b>	<b>Compensation of Employees</b>	<b>86,780,000</b>	<b>85,922,500</b>	<b>81,860,261</b>	<b>4,919,739</b>	<b>4,062,239</b>
21110	Personal Emoluments	77,525,000	76,652,500	73,083,467	4,441,533	3,569,033
21110001	Basic Salary	65,659,000	64,786,500	62,513,405	3,145,595	2,273,095
21110002	Salary Compensation-2015	1,735,000	1,735,000	1,419,799	315,201	315,201
21110004	Allowances	2,250,000	2,250,000	1,935,268	314,732	314,732
21110006	Cash in lieu of Leave	2,300,000	2,300,000	1,999,755	300,245	300,245
21110009	End-of-year Bonus	5,581,000	5,581,000	5,215,239	365,761	365,761
21111	Other Staff Costs	8,230,000	8,230,000	7,748,014	481,987	481,987
21111002	Travelling and Transport	7,600,000	7,600,000	7,174,482	425,518	425,518
21111100	Overtime	600,000	600,000	552,092	47,908	47,908
21111200	Staff Welfare	30,000	30,000	21,440	8,561	8,561
21210	Social Contributions	1,025,000	1,040,000	1,028,781	(3,781)	11,219
<b>22</b>	<b>Goods and Services</b>	<b>10,645,000</b>	<b>11,502,500</b>	<b>8,750,417</b>	<b>1,894,583</b>	<b>2,752,083</b>
22010	Cost of Utilities	1,430,000	1,450,000	1,317,940	112,060	132,060
22020	Fuel and Oil	900,000	900,000	798,626	101,374	101,374
22030	Rent	3,490,000	3,490,000	3,109,905	380,095	380,095
22040	Office Equipment and Furniture	450,000	450,000	282,003	167,997	167,997

## STATEMENT D 1

Detailed Statement of Expenditure of the Consolidated Fund  
for the financial year 2015-2016

Item No.	Details	Appropriation (a) Rs	Total Provisions after Supplementary Appropriation and Virement (b) Rs	Actual Expenditure (c) Rs	(Over)/Under Appropriation (a-c) Rs	(Over)/Under Total Provision (b-c) Rs
<b>Sub-Head 9-104: Electrical Services Division-continued</b>						
22	<b>Goods and Services-contd.</b>					
22050	Office Expenses	215,000	215,000	113,265	101,735	101,735
22060	Maintenance	1,475,000	1,475,000	824,403	650,597	650,597
22070	Cleaning Services	420,000	438,500	437,773	(17,773)	727
22090	Security	455,000	455,000	413,777	41,223	41,223
22100	Publications and Stationery	445,000	545,000	248,708	196,292	296,292
22120	Fees	465,000	483,000	230,320	234,680	252,680
22900	Other Goods and Services of which	900,000	1,601,000	973,697	(73,697)	627,303
22900001	Uniforms	800,000	1,501,000	911,384	(111,384)	589,616
<b>Capital Expenditure</b>		<b>1,600,000</b>	<b>1,600,000</b>	<b>1,316,800</b>	<b>283,200</b>	<b>283,200</b>
31	<b>Acquisition of Non- Financial Assets</b>	<b>1,600,000</b>	<b>1,600,000</b>	<b>1,316,800</b>	<b>283,200</b>	<b>283,200</b>
31121	Transport Equipment	1,400,000	1,400,000	1,175,000	225,000	225,000
31121801	Acquisition of Vehicles	1,400,000	1,400,000	1,175,000	225,000	225,000
31122	Other Machinery & Equipment	200,000	200,000	141,800	58,200	58,200
31122802	Acquisition of IT Equipment	200,000	200,000	141,800	58,200	58,200
<b>Total - Sub-Head 9-104: Electrical Services Division</b>		<b>99,025,000</b>	<b>99,025,000</b>	<b>91,927,479</b>	<b>7,097,521</b>	<b>7,097,521</b>
<b>TOTAL-Vote 9-1: PUBLIC INFRASTRUCTURE</b>		<b>1,647,000,000</b>	<b>1,647,000,000</b>	<b>1,342,340,532</b>	<b>304,659,468</b>	<b>304,659,468</b>
<b>Vote 9-2:LAND TRANSPORT</b>						
<b>Sub-Head 9-201: General</b>						
<b>Recurrent Expenditure</b>		<b>41,586,000</b>	<b>41,586,000</b>	<b>36,503,344</b>	<b>5,082,656</b>	<b>5,082,656</b>
21	<b>Compensation of Employees</b>	<b>25,196,000</b>	<b>23,571,830</b>	<b>21,966,038</b>	<b>3,229,962</b>	<b>1,605,792</b>
21110	Personal Emoluments	21,091,000	19,596,830	18,159,875	2,931,125	1,436,955
21110001	Basic Salary	15,867,000	15,867,000	15,296,647	570,353	570,353
21110002	Salary Compensation-2015	400,000	290,000	289,470	110,530	530
21110004	Allowances	1,300,000	1,300,000	606,918	693,082	693,082
21110005	Extra Assistance	780,000	85,830	-	780,000	85,830
21110006	Cash in lieu of Leave	1,200,000	800,000	746,912	453,088	53,088
21110009	End-of-year Bonus	1,544,000	1,254,000	1,219,928	324,072	34,072
21111	Other Staff Costs	3,855,000	3,725,000	3,594,404	260,596	130,596
21111001	Wages	100,000	-	-	100,000	-
21111002	Travelling and Transport	1,850,000	2,000,000	1,982,183	(132,183)	17,817
21111100	Overtime	1,900,000	1,720,000	1,607,221	292,779	112,779
21111200	Staff Welfare	5,000	5,000	5,000	-	-
21210	Social Contributions	250,000	250,000	211,760	38,240	38,240
22	<b>Goods and Services</b>	<b>16,200,000</b>	<b>17,764,170</b>	<b>14,307,563</b>	<b>1,892,437</b>	<b>3,456,607</b>
22010	Cost of Utilities	1,050,000	2,000,000	1,968,532	(918,532)	31,468
22020	Fuel and Oil	500,000	500,000	373,486	126,514	126,514
22030	Rent	5,900,000	5,950,000	4,878,209	1,021,791	1,071,791
22040	Office Equipment and Furniture	1,500,000	1,500,000	1,157,262	342,738	342,738



## STATEMENT D 1

Detailed Statement of Expenditure of the Consolidated Fund  
for the financial year 2015-2016

Item No.	Details	Appropriation (a) Rs	Total Provisions after Supplementary Appropriation and Virement (b) Rs	Actual Expenditure (c) Rs	(Over)/Under Appropriation (a-c) Rs	(Over)/Under Total Provision (b-c) Rs
<b>Sub-Head 9-201: General-continued</b>						
<b>22</b>	<b>Goods and Services-contd.</b>					
22050	Office Expenses	335,000	437,000	357,310	(22,310)	79,690
22060	Maintenance	1,300,000	1,300,000	648,425	651,575	651,575
22070	Cleaning Services	20,000	77,000	68,160	(48,160)	8,840
22100	Publications and Stationery	630,000	951,000	883,820	(253,820)	67,180
22120	Fees	4,370,000	3,917,260	3,055,923	1,314,077	861,337
	<i>of which</i>					
22120002	Fees to Chairperson and Members of Boards and Committees	3,000,000	2,547,260	2,325,676	674,324	221,584
22120021	Fees icw Parking coupons	1,200,000	1,200,000	694,247	505,753	505,753
22170	Travelling within the Republic of Mauritius	-	314,910	314,910	(314,910)	-
22900	Other Goods and Services	595,000	817,000	601,527	(6,527)	215,473
<b>26</b>	<b>Grants</b>	<b>120,000</b>	<b>180,000</b>	<b>179,743</b>	<b>(59,743)</b>	<b>257</b>
26210	Current Grant to International Organisations	120,000	180,000	179,743	(59,743)	257
26210029	Contribution to Union Internationale des Transports Publics (UITP).	120,000	180,000	179,743	(59,743)	257
<b>27</b>	<b>Social Benefits</b>	<b>10,000</b>	<b>10,000</b>	<b>-</b>	<b>10,000</b>	<b>10,000</b>
27210	Social Assistance Benefits in Cash	10,000	10,000	-	10,000	10,000
<b>28</b>	<b>Other Expense</b>	<b>60,000</b>	<b>60,000</b>	<b>50,000</b>	<b>10,000</b>	<b>10,000</b>
28211	Transfer to Non Profit Institutions	60,000	60,000	50,000	10,000	10,000
<b>Capital Expenditure</b>		<b>2,400,000</b>	<b>2,400,000</b>	<b>825,000</b>	<b>1,575,000</b>	<b>1,575,000</b>
<b>31</b>	<b>Acquisition of Non-Financial Assets</b>	<b>2,400,000</b>	<b>2,400,000</b>	<b>825,000</b>	<b>1,575,000</b>	<b>1,575,000</b>
31121	Transport Equipment	2,400,000	2,400,000	825,000	1,575,000	1,575,000
31121801	Acquisition of Vehicles	2,400,000	2,400,000	825,000	1,575,000	1,575,000
<b>Total - Sub-Head 9-201: General</b>		<b>43,986,000</b>	<b>43,986,000</b>	<b>37,328,344</b>	<b>6,657,656</b>	<b>6,657,656</b>
<b>Sub-Head 9-202: Traffic Management and Road Safety</b>						
<b>Recurrent Expenditure</b>		<b>83,105,000</b>	<b>83,105,000</b>	<b>72,254,210</b>	<b>10,850,790</b>	<b>10,850,790</b>
<b>21</b>	<b>Compensation of Employees</b>	<b>40,215,000</b>	<b>40,189,000</b>	<b>36,833,133</b>	<b>3,381,867</b>	<b>3,355,867</b>
21110	Personal Emoluments	32,430,000	32,404,000	31,169,565	1,260,435	1,234,435
21110001	Basic Salary	25,945,000	24,344,000	23,642,414	2,302,586	701,586
21110002	Salary Compensation-2015	615,000	515,000	421,744	193,256	93,256
21110004	Allowances	1,100,000	1,200,000	1,184,513	(84,513)	15,487
21110005	Extra Assistance	100,000	1,675,000	1,649,197	(1,549,197)	25,803
21110006	Cash in lieu of Leave	1,300,000	1,300,000	1,235,393	64,607	64,607
21110009	End-of-year Bonus	2,370,000	2,370,000	2,064,092	305,908	305,908
21110010	Service to Mauritius Programme	1,000,000	1,000,000	972,213	27,787	27,787
21111	Other Staff Costs	7,410,000	7,410,000	5,335,357	2,074,643	2,074,643
21111002	Travelling and Transport	5,400,000	5,400,000	4,946,411	453,589	453,589

## STATEMENT D 1

Detailed Statement of Expenditure of the Consolidated Fund  
for the financial year 2015-2016

Item No.	Details	Appropriation (a) Rs	Total Provisions after Supplementary Appropriation and Virement (b) Rs	Actual Expenditure (c) Rs	(Over)/Under Appropriation (a-c) Rs	(Over)/Under Total Provision (b-c) Rs
<b>Sub-Head 9-202: Traffic Management and Road Safety-continued</b>						
<b>21</b>	<b>Compensation of Employees-contd.</b>					
21111100	Overtime	2,000,000	2,000,000	378,946	1,621,054	1,621,054
21111200	Staff Welfare	10,000	10,000	10,000	-	-
21210	Social Contributions	375,000	375,000	328,211	46,789	46,789
<b>22</b>	<b>Goods and Services</b>	<b>35,580,000</b>	<b>35,606,000</b>	<b>28,121,076</b>	<b>7,458,924</b>	<b>7,484,924</b>
22010	Cost of Utilities	9,325,000	9,325,000	8,130,776	1,194,224	1,194,224
22020	Fuel and Oil	400,000	400,000	230,715	169,285	169,285
22030	Rent	6,550,000	6,550,000	5,675,851	874,149	874,149
22040	Office Equipment and Furniture	225,000	225,000	198,218	26,783	26,783
22050	Office Expenses	155,000	155,000	120,715	34,285	34,285
22060	Maintenance	9,925,000	9,925,000	8,651,536	1,273,464	1,273,464
	<i>of which</i>					
22060003	Plant and Equipment	9,700,000	9,700,000	8,517,405	1,182,596	1,182,596
22070	Cleaning Services	300,000	300,000	99,030	200,970	200,970
22090	Security	850,000	850,000	765,325	84,675	84,675
22100	Publications and Stationery	5,465,000	5,491,000	3,412,790	2,052,210	2,078,210
22120	Fees	215,000	215,000	70,000	145,000	145,000
22900	Other Goods and Services	2,170,000	2,170,000	766,122	1,403,878	1,403,878
<b>26</b>	<b>Grants</b>	<b>7,300,000</b>	<b>7,300,000</b>	<b>7,300,000</b>	<b>-</b>	<b>-</b>
26313	Extra-Budgetary Units					
26313129	Mauritius Land Transport Authority	7,300,000	7,300,000	7,300,000	-	-
<b>27</b>	<b>Social Benefits</b>	<b>10,000</b>	<b>10,000</b>	<b>-</b>	<b>10,000</b>	<b>10,000</b>
27210	Social Assistance Benefits in Cash	10,000	10,000	-	10,000	10,000
<b>Capital Expenditure</b>		<b>79,100,000</b>	<b>79,100,000</b>	<b>56,497,533</b>	<b>22,602,467</b>	<b>22,602,467</b>
<b>31</b>	<b>Acquisition of Non-Financial Assets</b>	<b>79,100,000</b>	<b>79,100,000</b>	<b>56,497,533</b>	<b>22,602,467</b>	<b>22,602,467</b>
31113	Other Structures	40,000,000	40,000,000	39,946,035	53,965	53,965
31113018	Road Safety Devices	40,000,000	40,000,000	39,946,035	53,965	53,965
31121	Transport Equipment	1,000,000	1,000,000	-	1,000,000	1,000,000
31121801	Acquisition of Vehicles	1,000,000	1,000,000	-	1,000,000	1,000,000
31122	Other Machinery & Equipment	36,100,000	36,100,000	16,440,523	19,659,477	19,659,477
31122802	Acquisition of IT Equipment	1,100,000	1,100,000	405,510	694,490	694,490
31122999	Other Machinery and Equipment (Traffic Heads, Traffic Signs & Reflectorised Traffic Signs and Speed Cameras)	35,000,000	35,000,000	16,035,013	18,964,987	18,964,987
31132	Intangible Fixed Assets	2,000,000	2,000,000	110,975	1,889,025	1,889,025
31132801	Acquisition of Software	2,000,000	2,000,000	110,975	1,889,025	1,889,025
<b>Total - Sub-Head 9-202: Traffic Management and Road Safety</b>		<b>162,205,000</b>	<b>162,205,000</b>	<b>128,751,743</b>	<b>33,453,257</b>	<b>33,453,257</b>

## STATEMENT D 1

Detailed Statement of Expenditure of the Consolidated Fund  
for the financial year 2015-2016

Item No.	Details	Appropriation (a) Rs	Total Provisions after Supplementary Appropriation and Virement (b) Rs	Actual Expenditure (c) Rs	(Over)/Under Appropriation (a-c) Rs	(Over)/Under Total Provision (b-c) Rs
<b>Sub-Head 9-203: National Transport Authority</b>						
<b>Recurrent Expenditure</b>		<b>1,392,808,000</b>	<b>1,408,808,000</b>	<b>1,403,528,181</b>	<b>(10,720,181)</b>	<b>5,279,819</b>
<b>21</b>	<b>Compensation of Employees</b>	<b>111,798,000</b>	<b>112,798,000</b>	<b>112,005,323</b>	<b>(207,323)</b>	<b>792,677</b>
21110	Personal Emoluments	96,118,000	95,118,000	94,586,838	1,531,162	531,162
21110001	Basic Salary	78,858,000	78,758,000	78,528,542	329,458	229,458
21110002	Salary Compensation-2015	1,900,000	1,570,000	1,563,934	336,066	6,066
21110004	Allowances	4,500,000	4,000,000	3,833,964	666,036	166,036
21110006	Cash in lieu of Leave	3,500,000	3,600,000	3,561,248	(61,248)	38,752
21110009	End-of-year Bonus	6,760,000	6,560,000	6,472,052	287,948	87,948
21110010	Service to Mauritius Programme	600,000	630,000	627,097	(27,097)	2,903
21111	Other Staff Costs	14,580,000	16,580,000	16,320,591	(1,740,591)	259,409
21111002	Travelling and Transport	13,350,000	14,750,000	14,496,016	(1,146,016)	253,984
21111100	Overtime	1,200,000	1,800,000	1,794,575	(594,575)	5,425
21111200	Staff Welfare	30,000	30,000	30,000	-	-
21210	Social Contributions	1,100,000	1,100,000	1,097,894	2,106	2,106
<b>22</b>	<b>Goods and Services</b>	<b>43,750,000</b>	<b>42,750,000</b>	<b>40,508,056</b>	<b>3,241,944</b>	<b>2,241,944</b>
22010	Cost of Utilities	4,450,000	4,575,000	4,248,705	201,295	326,295
22020	Fuel and Oil	175,000	175,000	92,653	82,347	82,347
22030	Rent	12,900,000	9,500,000	9,464,569	3,435,431	35,431
22040	Office Equipment and Furniture	700,000	1,200,000	1,045,246	(345,246)	154,755
22050	Office Expenses	1,025,000	1,025,000	852,297	172,703	172,703
22060	Maintenance	3,550,000	3,550,000	2,930,790	619,210	619,210
22070	Cleaning Services	175,000	185,000	184,867	(9,867)	133
22090	Security	2,500,000	2,225,000	2,098,050	401,950	126,950
22100	Publications and Stationery	1,425,000	1,390,000	1,191,318	233,682	198,682
22120	Fees	10,150,000	11,875,000	11,835,459	(1,685,459)	39,541
22120004	of which Fees to Mauritius Posts Ltd	9,300,000	10,300,000	10,292,995	(992,995)	7,006
22170	Travelling within the Republic of Mauritius	100,000	100,000	46,761	53,239	53,239
22900	Other Goods and Services	6,600,000	6,950,000	6,517,342	82,658	432,658
22900001	of which Uniforms	700,000	700,000	639,656	60,344	60,344
22900013	Supply of Bus Passes (Free Travel)	5,000,000	5,000,000	4,658,271	341,730	341,730
<b>25</b>	<b>Subsidies</b>	<b>1,237,250,000</b>	<b>1,253,250,000</b>	<b>1,251,014,802</b>	<b>(13,764,802)</b>	<b>2,235,198</b>
25500	Free Travel Scheme	1,237,250,000	1,253,250,000	1,251,014,802	(13,764,802)	2,235,198
25500001	Free Travel Scheme for Students and Old aged Pensioners and Disable Persons	1,237,250,000	1,253,250,000	1,251,014,802	(13,764,802)	2,235,198
<b>27</b>	<b>Social Benefits</b>	<b>10,000</b>	<b>10,000</b>	<b>-</b>	<b>10,000</b>	<b>10,000</b>
27210	Social Assistance Benefits in Cash	10,000	10,000	-	10,000	10,000
<b>Capital Expenditure</b>		<b>20,000,000</b>	<b>20,000,000</b>	<b>11,183,146</b>	<b>8,816,854</b>	<b>8,816,854</b>
<b>31</b>	<b>Acquisition of Non-Financial Assets</b>	<b>20,000,000</b>	<b>20,000,000</b>	<b>11,183,146</b>	<b>8,816,854</b>	<b>8,816,854</b>
31121	Transport Equipment	-	2,300,000	-	-	2,300,000
31122	Other Machinery & Equipment	20,000,000	17,700,000	11,183,146	8,816,854	6,516,854

## STATEMENT D 1

Detailed Statement of Expenditure of the Consolidated Fund  
for the financial year 2015-2016

Item No.	Details	Appropriation (a) Rs	Total Provisions after Supplementary Appropriation and Virement (b) Rs	Actual Expenditure (c) Rs	(Over)/Under Appropriation (a-c) Rs	(Over)/Under Total Provision (b-c) Rs
<b>Sub-Head 9-203: National Transport Authority-continued</b>						
<b>31</b>	<b>Acquisition of Non-Financial Assets-contd.</b>					
31122802	Acquisition of IT Equipment (N 1)	16,000,000	13,700,000	11,039,591	4,960,409	2,660,409
31122999	Acquisition of Other Machinery and Equipment	4,000,000	4,000,000	143,555	3,856,445	3,856,445
<b>Total - Sub-Head 9-203: National Transport Authority</b>		<b>1,412,808,000</b>	<b>1,428,808,000</b>	<b>1,414,711,327</b>	<b>(1,903,327)</b>	<b>14,096,673</b>
<b>TOTAL-Vote 9-2:LAND TRANSPORT</b>		<b>1,618,999,000</b>	<b>1,634,999,000</b>	<b>1,580,791,414</b>	<b>38,207,586</b>	<b>54,207,586</b>
<b>Total - Ministry of Public Infrastructure and Land Transport</b>		<b>3,265,999,000</b>	<b>3,281,999,000</b>	<b>2,923,131,946</b>	<b>342,867,054</b>	<b>358,867,054</b>
<b>Vote 10-1:Ministry of Education and Human Resources, Tertiary Education and Scientific Research</b>						
<b>Sub-Head 10-101: General</b>						
<b>Recurrent Expenditure</b>		<b>213,544,000</b>	<b>195,794,000</b>	<b>186,633,468</b>	<b>26,910,532</b>	<b>9,160,532</b>
<b>21</b>	<b>Compensation of Employees</b>	<b>146,416,777</b>	<b>135,216,777</b>	<b>132,636,524</b>	<b>13,780,253</b>	<b>2,580,253</b>
21110	Personal Emoluments	125,511,777	114,311,777	112,284,090	13,227,687	2,027,687
21110001	Basic Salary	96,712,000	85,899,777	85,645,100	11,066,900	254,677
21110002	Salary Compensation-2015	1,700,000	1,500,000	1,189,781	510,219	310,219
21110004	Allowances	5,000,000	5,000,000	4,990,713	9,287	9,287
21110005	Extra Assistance	5,300,000	4,300,000	4,174,139	1,125,861	125,861
21110006	Cash in lieu of Leave	4,700,000	4,700,000	3,970,921	729,079	729,079
21110009	End-of-year Bonus	8,100,000	8,100,000	7,624,222	475,778	475,778
21110010	Service to Mauritius Programme	4,000,000	4,812,000	4,689,215	(689,215)	122,785
21111	Other Staff Costs	17,605,000	17,605,000	17,061,522	543,478	543,478
21111002	Travelling and Transport	14,000,000	14,000,000	13,998,310	1,690	1,690
21111100	Overtime	3,100,000	3,100,000	2,898,612	201,388	201,388
21111200	Staff Welfare	505,000	505,000	164,600	340,400	340,400
21210	Social Contributions	3,300,000	3,300,000	3,290,912	9,088	9,088
<b>22</b>	<b>Goods and Services</b>	<b>59,703,000</b>	<b>53,103,000</b>	<b>46,816,223</b>	<b>12,886,777</b>	<b>6,286,777</b>
22010	Cost of Utilities	6,053,000	6,053,000	5,779,147	273,853	273,853
22020	Fuel and Oil	1,200,000	1,200,000	1,106,810	93,190	93,190
22030	Rent	20,748,000	20,748,000	19,821,306	926,694	926,694
22040	Office Equipment and Furniture	1,750,000	1,750,000	924,028	825,973	825,973
22050	Office Expenses	2,053,000	2,353,000	2,308,063	(255,063)	44,937
22060	Maintenance	4,900,000	4,900,000	4,355,376	544,624	544,624
22070	Cleaning Services	584,000	584,000	328,158	255,842	255,842
22090	Security	600,000	600,000	245,581	354,419	354,419
22100	Publications and Stationery	6,330,000	6,630,000	5,855,844	474,156	774,156
22120	Fees	8,950,000	5,450,000	4,369,846	4,580,154	1,080,154
22130	Studies & Surveys	4,800,000	1,100,000	-	4,800,000	1,100,000
22130001	Studies and Preliminary project preparation (a)Study on Gender Equality in learning Outcomes	2,600,000	900,000	-	2,600,000	900,000

## STATEMENT D 1

Detailed Statement of Expenditure of the Consolidated Fund  
for the financial year 2015-2016

Item No.	Details	Appropriation (a) Rs	Total Provisions after Supplementary Appropriation and Virement (b) Rs	Actual Expenditure (c) Rs	(Over)/Under Appropriation (a-c) Rs	(Over)/Under Total Provision (b-c) Rs
<b>Sub-Head 10-101: General-continued</b>						
22	<b>Goods and Services-contd.</b>					
	(b) Study on Mid Term Review of Education Strategy Plan 2008-2020	2,200,000	200,000	-	2,200,000	200,000
22900	Other Goods and Services	1,735,000	1,735,000	1,722,065	12,935	12,935
26	<b>Grants</b>	<b>7,214,223</b>	<b>7,264,223</b>	<b>7,121,147</b>	<b>93,076</b>	<b>143,076</b>
26210	Contribution to International Organisations	2,085,000	2,135,000	1,991,924	93,076	143,076
26313	Extra-Budgetary Units	5,129,000	5,129,223	5,129,223	(223)	-
26313099	World Hindi Secretariat	5,129,000	5,129,223	5,129,223	(223)	-
28	<b>Other Expense</b>	<b>210,000</b>	<b>210,000</b>	<b>59,575</b>	<b>150,426</b>	<b>150,426</b>
28211	Transfers to Non Profit Institutions	210,000	210,000	59,575	150,426	150,426
<b>Capital Expenditure</b>		<b>2,600,000</b>	<b>1,600,000</b>	<b>1,327,298</b>	<b>1,272,702</b>	<b>272,702</b>
31	<b>Acquisition of Non-Financial Assets</b>	<b>2,600,000</b>	<b>1,600,000</b>	<b>1,327,298</b>	<b>1,272,702</b>	<b>272,702</b>
31121	Transport Equipment	1,000,000	-	-	1,000,000	-
31121801	Acquisition of Vehicles	1,000,000	-	-	1,000,000	-
31122	Other Machinery & Equipment	1,500,000	1,500,000	1,314,993	185,007	185,007
31122999	Acquisition of Other Machinery and Equipment	1,500,000	1,500,000	1,314,993	185,007	185,007
31133	Furniture, Fixtures & Fittings	100,000	100,000	12,305	87,695	87,695
31133801	Acquisition of Furniture, Fixtures & Fittings	100,000	100,000	12,305	87,695	87,695
<b>Total - Sub-Head 10-101: General</b>		<b>216,144,000</b>	<b>197,394,000</b>	<b>187,960,767</b>	<b>28,183,233</b>	<b>9,433,233</b>
<b>Sub-Head 10-102: Pre-Primary Education</b>						
<b>Recurrent Expenditure</b>		<b>231,500,000</b>	<b>244,000,000</b>	<b>241,511,824</b>	<b>(10,011,824)</b>	<b>2,488,176</b>
21	<b>Compensation of Employees</b>	<b>2,500,000</b>	<b>2,500,000</b>	<b>2,500,000</b>	<b>-</b>	<b>-</b>
21210	Social Contributions	2,500,000	2,500,000	2,500,000	-	-
26	<b>Grants</b>	<b>229,000,000</b>	<b>241,500,000</b>	<b>239,011,824</b>	<b>(10,011,824)</b>	<b>2,488,176</b>
26313	Extra-Budgetary Units	229,000,000	241,500,000	239,011,824	(10,011,824)	2,488,176
26313071	Pre-Primary Schools	229,000,000	241,500,000	239,011,824	(10,011,824)	2,488,176
	(a) Early Childhood Care and Education Authority	30,000,000	30,000,000	30,000,000	-	-
	(b) Public Pre-Primary Schools	140,500,000	153,000,000	152,219,878	(11,719,878)	780,122
	(c) Private Pre-Primary Schools	58,500,000	58,500,000	56,791,946	1,708,054	1,708,054
<b>Capital Expenditure</b>		<b>8,500,000</b>	<b>3,500,000</b>	<b>2,991,813</b>	<b>5,508,187</b>	<b>508,187</b>
26	<b>Capital Grant</b>	<b>8,500,000</b>	<b>3,500,000</b>	<b>2,991,813</b>	<b>5,508,187</b>	<b>508,187</b>
26323	Extra-Budgetary Units	8,500,000	3,500,000	2,991,813	5,508,187	508,187

## STATEMENT D 1

Detailed Statement of Expenditure of the Consolidated Fund  
for the financial year 2015-2016

Item No.	Details	Appropriation (a) Rs	Total Provisions after Supplementary Appropriation and Virement (b) Rs	Actual Expenditure (c) Rs	(Over)/Under Appropriation (a-c) Rs	(Over)/Under Total Provision (b-c) Rs
<b>Sub-Head 10-102: Pre-Primary Education-continued</b>						
<b>26</b>	<b>Capital Grant-contd.</b>					
26323071	Pre-Primary Schools	8,500,000	3,500,000	2,991,813	5,508,187	508,187
	(a) Early Childhood Care and Education Authority	500,000	-	-	500,000	-
	(b) Public Pre-Primary Schools	8,000,000	3,500,000	2,991,813	5,008,187	508,187
<b>Total - Sub-Head 10-102: Pre-Primary Education</b>		<b>240,000,000</b>	<b>247,500,000</b>	<b>244,503,637</b>	<b>(4,503,637)</b>	<b>2,996,363</b>
<b>Sub-Head 10-103: Primary Education</b>						
<b>Recurrent Expenditure</b>		<b>3,539,907,000</b>	<b>3,569,582,000</b>	<b>3,500,555,743</b>	<b>39,351,257</b>	<b>69,026,257</b>
<b>21</b>	<b>Compensation of Employees</b>	<b>2,575,883,600</b>	<b>2,548,583,600</b>	<b>2,536,499,498</b>	<b>39,384,102</b>	<b>12,084,102</b>
21110	Personal Emoluments	2,356,084,000	2,337,183,600	2,327,529,757	28,554,243	9,653,843
21110001	Basic Salary	1,963,529,000	1,964,328,900	1,963,219,280	309,720	1,109,620
21110002	Salary Compensation-2015	49,000,000	44,500,000	39,602,972	9,397,028	4,897,028
21110004	Allowances	79,555,000	45,855,000	43,585,926	35,969,074	2,269,074
21110005	Extra Assistance	15,000,000	19,999,700	18,892,494	(3,892,494)	1,107,206
21110006	Cash in lieu of Leave	83,000,000	97,500,000	97,499,847	(14,499,847)	153
21110009	End-of-year Bonus	166,000,000	165,000,000	164,729,237	1,270,763	270,763
21111	Other Staff Costs	189,725,000	181,325,000	178,991,911	10,733,089	2,333,089
21111001	Wages	4,000,000	2,000,000	833,360	3,166,640	1,166,640
21111002	Travelling and Transport	181,000,000	171,000,000	170,203,426	10,796,574	796,574
21111100	Overtime	4,725,000	8,325,000	7,955,125	(3,230,125)	369,875
21210	Social Contributions	30,075,000	30,075,000	29,977,830	97,170	97,170
<b>22</b>	<b>Goods and Services</b>	<b>269,008,000</b>	<b>282,658,000</b>	<b>263,832,230</b>	<b>5,175,770</b>	<b>18,825,770</b>
22010	Cost of Utilities	35,310,000	37,460,000	36,809,001	(1,499,001)	650,999
22020	Fuel and Oil	150,000	150,000	147,603	2,397	2,397
22030	Rent	19,200,000	11,700,000	10,683,244	8,516,756	1,016,756
22040	Office Equipment and Furniture	290,000	290,000	247,315	42,685	42,685
22050	Office Expenses	740,000	965,000	913,860	(173,860)	51,140
22060	Maintenance	47,715,000	47,715,000	37,355,937	10,359,063	10,359,063
22070	Cleaning Services	33,200,000	44,100,000	43,259,614	(10,059,614)	840,386
22090	Security	35,890,000	35,890,000	33,900,079	1,989,921	1,989,921
22100	Publications and Stationery	3,283,000	3,283,000	2,967,323	315,677	315,677
22120	Fees	37,510,000	30,185,000	27,807,259	9,702,741	2,377,741
	of which					
22120008	Fees to Consultant	6,300,000	1,300,000	-	6,300,000	1,300,000
22120025	Fees to Oriental Language Teachers	28,000,000	27,675,000	27,651,509	348,491	23,491
22900	Other Goods and Services of which	55,720,000	70,920,000	69,740,996	(14,020,996)	1,179,004
22900006	School Requisites	45,000,000	59,000,000	58,373,463	(13,373,463)	626,537
22900935	Summer/Winter School Programme	4,000,000	5,000,000	4,985,872	(985,872)	14,128
<b>26</b>	<b>Grants</b>	<b>102,300,000</b>	<b>104,625,000</b>	<b>104,562,369</b>	<b>(2,262,369)</b>	<b>62,631</b>
26210	Contribution to International Organisations	1,300,000	1,625,000	1,562,369	(262,369)	62,631

## STATEMENT D 1

Detailed Statement of Expenditure of the Consolidated Fund  
for the financial year 2015-2016

Item No.	Details	Appropriation (a) Rs	Total Provisions after Supplementary Appropriation and Virement (b) Rs	Actual Expenditure (c) Rs	(Over)/Under Appropriation (a-c) Rs	(Over)/Under Total Provision (b-c) Rs
<b>Sub-Head 10-103: Primary Education-continued</b>						
<b>26</b>	<b>Grants-contd.</b>					
26210183	Southern and Eastern African Consortium for Monitoring Educational Quality(SACMEQ)	1,300,000	1,625,000	1,562,369	(262,369)	62,631
26313	Extra-Budgetary Units	101,000,000	103,000,000	103,000,000	(2,000,000)	-
26313034	Mauritius Examinations Syndicate	101,000,000	103,000,000	103,000,000	(2,000,000)	-
<b>28</b>	<b>Other Expense</b>	<b>592,715,400</b>	<b>633,715,400</b>	<b>595,661,645</b>	<b>(2,946,245)</b>	<b>38,053,755</b>
28211	Transfers to Non Profit Institutions	510,715,400	551,715,400	522,067,750	(11,352,350)	29,647,650
28211001	Hindu Education Authority Schools	1,368,000	1,368,000	1,368,000	-	-
28211002	Grant to Roman Catholic Education Authority (RCEA) Zone d'Education Prioritaire Schools (ZEP)	552,000	564,000	564,000	(12,000)	-
28211040	Parent Teacher's Association (PTA) (Private Aided Primary Schools)	4,245,000	4,245,000	3,036,865	1,208,135	1,208,135
28211060	RCEA Schools (Operation Grant)	465,000,000	505,988,000	505,988,000	(40,988,000)	-
28211061	RCEA Schools (Performance Grant)	39,550,400	39,550,400	11,110,885	28,439,515	28,439,515
28212	Transfers to Households	82,000,000	82,000,000	73,593,895	8,406,105	8,406,105
28212004	Primary School Supplementary Feeding Project	82,000,000	82,000,000	73,593,895	8,406,105	8,406,105
<b>Capital Expenditure</b>		<b>266,280,000</b>	<b>210,249,024</b>	<b>143,580,021</b>	<b>122,699,979</b>	<b>66,669,003</b>
<b>26</b>	<b>Grants</b>	<b>4,000,000</b>	<b>3,420,811</b>	<b>3,420,811</b>	<b>579,189</b>	<b>-</b>
26323	Extra-Budgetary Units	4,000,000	4,000,000	3,420,811	579,189	579,189
26323034	Mauritius Examination Syndicate	4,000,000	4,000,000	3,420,811		
<b>31</b>	<b>Acquisition of Non-Financial Assets</b>	<b>262,280,000</b>	<b>206,249,024</b>	<b>140,159,210</b>	<b>122,120,790</b>	<b>66,089,814</b>
31112	Non-Residential Buildings	212,500,000	191,469,024	128,721,443	83,778,557	62,747,581
31112002	Construction and Extension of Schools	59,800,000	47,488,377	29,631,060	30,168,940	17,857,317
31112402	Upgrading of Schools (N 1)	152,700,000	143,980,647	99,090,383	53,609,617	44,890,264
31122	Other Machinery & Equipment	42,580,000	7,580,000	5,586,782	36,993,218	1,993,218
31122802	Acquisition of IT Equipment	30,000,000	5,000,000	4,978,500	25,021,500	21,500
	(a) IT Equipment	5,000,000	5,000,000	4,978,500	21,500	21,500
	(b) Innovative technologies and adaptive Learning Programmes in collaboration with ESSA Foundation (UK)	25,000,000	-	-	25,000,000	-

## STATEMENT D 1

Detailed Statement of Expenditure of the Consolidated Fund  
for the financial year 2015-2016

Item No.	Details	Appropriation (a) Rs	Total Provisions after Supplementary Appropriation and Virement (b) Rs	Actual Expenditure (c) Rs	(Over)/Under Appropriation (a-c) Rs	(Over)/Under Total Provision (b-c) Rs
<b>Sub-Head 10-103: Primary Education-continued</b>						
<b>31</b>	<b>Acquisition of Non-Financial Assets-contd.</b>					
31122819	Acquisition of Equipment for Sankore Project	10,080,000	80,000	-	10,080,000	80,000
	(a) Public Schools	7,450,000	-	-	7,450,000	-
	(b) Private Aided Primary School	1,630,000	-	-	1,630,000	-
	(c) Zones d'Education Prioritaire Schools	1,000,000	-	-	1,000,000	-
31122999	Acquisition of Other Machinery and Equipment	2,500,000	2,500,000	608,282	1,891,718	1,891,718
31133	Furniture, Fixtures & Fittings	7,200,000	7,200,000	5,850,985	1,349,015	1,349,015
<b>Total - Sub-Head 10-103: Primary Education</b>		<b>3,806,187,000</b>	<b>3,779,831,024</b>	<b>3,644,135,764</b>	<b>162,051,236</b>	<b>135,695,260</b>
<b>Sub-Head 10-104: Secondary Education</b>						
<b>Recurrent Expenditure</b>		<b>7,546,704,000</b>	<b>8,037,229,000</b>	<b>8,021,665,026</b>	<b>(474,961,026)</b>	<b>15,563,974</b>
<b>21</b>	<b>Compensation of Employees</b>	<b>2,339,841,000</b>	<b>2,468,141,000</b>	<b>2,464,195,482</b>	<b>(124,354,482)</b>	<b>3,945,518</b>
21110	Personal Emoluments	2,076,176,000	2,173,176,000	2,169,642,462	(93,466,462)	3,533,538
21110001	Basic Salary	1,763,944,000	1,782,244,000	1,779,910,615	(15,966,615)	2,333,385
21110002	Salary Compensation-2015	32,500,000	28,000,000	27,780,464	4,719,536	219,536
21110004	Allowances	32,000,000	32,200,000	32,011,750	(11,750)	188,250
21110005	Extra Assistance	50,000,000	115,000,000	114,468,993	(64,468,993)	531,007
21110006	Cash in lieu of Leave	62,660,000	86,660,000	86,644,478	(23,984,478)	15,522
21110009	End-of-year Bonus	135,072,000	129,072,000	128,826,161	6,245,839	245,839
21111	Other Staff Costs	203,665,000	227,465,000	227,077,367	(23,412,367)	387,633
21111001	Wages	2,150,000	650,000	414,432	1,735,568	235,568
21111002	Travelling and Transport	198,515,000	223,815,000	223,696,594	(25,181,594)	118,406
21111100	Overtime	3,000,000	3,000,000	2,966,341	33,659	33,659
21210	Social Contributions	60,000,000	67,500,000	67,475,653	(7,475,653)	24,347
<b>22</b>	<b>Goods and Services</b>	<b>156,088,000</b>	<b>155,713,000</b>	<b>147,450,318</b>	<b>8,637,682</b>	<b>8,262,682</b>
22010	Cost of Utilities	44,265,000	45,065,000	44,109,050	155,950	955,950
22020	Fuel and Oil	175,000	175,000	137,940	37,060	37,060
22030	Rent	1,950,000	825,000	490,750	1,459,250	334,250
22040	Office Equipment and Furniture	300,000	300,000	231,490	68,510	68,510
22050	Office Expenses	900,000	900,000	800,181	99,819	99,819
22060	Maintenance	23,400,000	23,400,000	21,418,668	1,981,332	1,981,332
22070	Cleaning Services	17,830,000	18,830,000	18,711,988	(881,988)	118,012
22090	Security	16,500,000	18,000,000	17,047,599	(547,599)	952,401
22100	Publications and Stationery	5,510,000	5,810,000	5,290,982	219,018	519,018
22120	Fees	3,008,000	858,000	589,012	2,418,988	268,988
22900	Other Goods and Services of which	42,250,000	41,550,000	38,622,658	3,627,342	2,927,342
22900006	School Requisites	34,000,000	34,000,000	32,056,789	1,943,211	1,943,211
22900935	Summer/Winter School Programme	1,000,000	-	-	1,000,000	-
<b>26</b>	<b>Grants</b>	<b>4,730,400,000</b>	<b>5,093,000,000</b>	<b>5,092,920,000</b>	<b>(362,520,000)</b>	<b>80,000</b>
26313	Extra-Budgetary Units	4,730,400,000	5,093,000,000	5,092,920,000	(362,520,000)	80,000
26313027	Mauritius Institute of Training and Development	14,400,000	14,400,000	14,400,000	-	-



## STATEMENT D 1

Detailed Statement of Expenditure of the Consolidated Fund  
for the financial year 2015-2016

Item No.	Details	Appropriation (a) Rs	Total Provisions after Supplementary Appropriation and Virement (b) Rs	Actual Expenditure (c) Rs	(Over)/Under Appropriation (a-c) Rs	(Over)/Under Total Provision (b-c) Rs
<b>Sub-Head 10-104: Secondary Education-continued</b>						
<b>26</b>	<b>Grants-contd.</b>					
26313034	Mauritius Examinations Syndicate	150,000,000	153,000,000	153,000,000	(3,000,000)	-
26313122	Rabindranath Tagore Institute	11,000,000	9,600,000	9,520,000	1,480,000	80,000
26313123	Mahatma Gandhi Institute	440,000,000	484,000,000	484,000,000	(44,000,000)	-
26313130	Private Secondary Schools Authority (Operational Grant)	70,000,000	74,720,120	74,720,120	(4,720,120)	-
26313131	PSSA - Private Secondary Schools (Salary & Other Staff Costs)	3,310,000,000	3,584,279,880	3,584,279,880	(274,279,880)	-
26313131	PSSA-Private Secondary Schools (Salary & Other Staff Costs)-Prevoc	220,000,000	258,000,000	258,000,000	(38,000,000)	-
26313132	PSSA - Management Grant to Private Secondary Schools	440,000,000	440,000,000	440,000,000	-	-
26313132	PSSA - Management Grant to Private Secondary Schools-Prevoc	40,000,000	40,000,000	40,000,000	-	-
26313133	PSSA - Performance Grant to Private Secondary Schools	35,000,000	35,000,000	35,000,000	-	-
<b>27</b>	<b>Social Benefits</b>	<b>310,000,000</b>	<b>310,000,000</b>	<b>310,000,000</b>	-	-
27210	Social Assistance Benefits in Cash	310,000,000	310,000,000	310,000,000	-	-
27210013	SC and HSC Examination Fees	310,000,000	310,000,000	310,000,000	-	-
<b>28</b>	<b>Other Expense</b>	<b>10,375,000</b>	<b>10,375,000</b>	<b>7,099,225</b>	<b>3,275,775</b>	<b>3,275,775</b>
28211	Transfers to Non Profit Institutions	10,375,000	10,375,000	7,099,225	3,275,775	3,275,775
28211039	PTA (State and Private Secondary Schools)	9,500,000	9,500,000	6,224,225	3,275,775	3,275,775
28211041	Mauritius Secondary Schools Sports Association (MSSSA)	875,000	875,000	875,000	-	-
<b>Capital Expenditure</b>		<b>562,500,000</b>	<b>384,530,976</b>	<b>285,013,210</b>	<b>277,486,790</b>	<b>99,517,766</b>
<b>26</b>	<b>Grants</b>	<b>29,000,000</b>	<b>27,000,000</b>	<b>18,569,743</b>	<b>10,430,257</b>	<b>8,430,257</b>
26323	Extra-Budgetary Units	29,000,000	27,000,000	18,569,743	10,430,257	8,430,257
26323027	Mauritius Institute of Training and Development	1,000,000	1,000,000	485,793	514,207	514,207
26323034	Mauritius Examinations Syndicate	5,000,000	5,000,000	4,694,905	305,095	305,095
26323073	Private Secondary Schools Authority	2,000,000	-	-	2,000,000	-
26323122	Rabindranath Tagore Institute (N 1)	2,000,000	2,000,000	1,999,999	1	1
26323123	Mahatma Gandhi Institute (N 1)	19,000,000	19,000,000	11,389,046	7,610,954	7,610,954

## STATEMENT D 1

Detailed Statement of Expenditure of the Consolidated Fund  
for the financial year 2015-2016

Item No.	Details	Appropriation (a) Rs	Total Provisions after Supplementary Appropriation and Virement (b) Rs	Actual Expenditure (c) Rs	(Over)/Under Appropriation (a-c) Rs	(Over)/Under Total Provision (b-c) Rs
<b>Sub-Head 10-104: Secondary Education-continued</b>						
<b>28</b>	<b>Other Expense</b>	<b>6,000,000</b>	<b>2,000,000</b>	<b>226,077</b>	<b>5,773,923</b>	<b>1,773,923</b>
28221	Transfers to Non Profit Institutions	6,000,000	2,000,000	226,077	5,773,923	1,773,923
28221007	Secondary Schools (Acquisition of Musical Instruments)	6,000,000	2,000,000	226,077	5,773,923	1,773,923
<b>31</b>	<b>Acquisition of Non-Financial Assets</b>	<b>527,500,000</b>	<b>355,530,976</b>	<b>266,217,390</b>	<b>261,282,610</b>	<b>89,313,586</b>
31112	Non-Residential Buildings	379,300,000	308,330,976	231,666,718	147,633,282	76,664,258
31112002	Construction and Extension of Schools	267,800,000	216,572,423	158,558,803	109,241,197	58,013,620
	(a) MGSS Moka (Ph IV) (N 1)	35,000,000	35,000,000	17,174,787	17,825,213	17,825,213
	(b) Quatre Bornes SSS (Ph III)	12,000,000	249,000	-	12,000,000	249,000
	(c) MGSS Nouvelle France (Ph III)	3,000,000	3,000,000	-	3,000,000	3,000,000
	(d) MGSS Solferino (Ph IV)	5,000,000	24,694,076	24,694,038	(19,694,038)	38
	(f) E.Anquetil SSS (Ph I)	6,000,000	6,000,000	2,500,633	3,499,367	3,499,367
	(g) Quartier Militaire SSS	38,000,000	34,793,804	29,291,885	8,708,115	5,501,919
	(h) John Kennedy College	2,000,000	3,382,115	3,382,115	(1,382,115)	-
	(i) Pailles SSS	15,000,000	15,000,000	8,894,954	6,105,046	6,105,046
	(j)MGSS Flacq (Ph IV)	500,000	4,700,000	4,634,191	(4,134,191)	65,809
	(k)F Boyer de la Giroday SSS	2,000,000	3,382,115	3,382,115	(1,382,115)	-
	(l) La Gaulette SSS (N 1)	11,000,000	11,036,972	11,036,972	(1,382,115)	-
	(m) Sodnac SSS Playfield (N 1)	2,000,000	1,000,000	522,342	(1,382,115)	-
31112402	Upgrading of Schools	111,500,000	91,758,553	73,107,915	38,392,085	18,650,638
	(c) Royal College,Curepipe	6,000,000	7,900,000	7,889,692	(1,889,692)	10,308
	(d) Sir A.R.Mohamed SSS	8,000,000	8,000,000	3,941,243	4,058,757	4,058,757
	(e )R.Prayag SSS	22,000,000	3,400,000	2,724,896	19,275,104	675,104
	(f) R.Seeneevassen SSS	5,000,000	3,000,000	1,210,248	3,789,753	1,789,753
	(g ) Rabindranath Tagore Institute	1,500,000	2,446,900	2,446,866	(946,866)	34
	(h) Dr R. Chaperon SSS Phase II (N 1)	35,000,000	12,205,132	9,901,493	(946,866)	34
311122	Other Machinery & Equipment	133,200,000	32,200,000	22,641,990	110,558,010	9,558,010
31122802	Acquisition of IT Equipment	13,200,000	13,200,000	12,655,907	544,093	544,093
31122820	Acquisition of Equipment for School IT Programme (Computing)	108,000,000	7,000,000	6,717,450	101,282,550	282,550
	(a) Public Secondary Schools	48,000,000	3,000,000	2,982,548	45,017,452	17,452
	(b) Private Secondary Schools	60,000,000	40,000,000	3,734,902	56,265,098	36,265,098
31122999	Acquisition of Other Machinery and Equipment	12,000,000	12,000,000	3,268,633	8,731,367	8,731,367

## STATEMENT D 1

Detailed Statement of Expenditure of the Consolidated Fund  
for the financial year 2015-2016

Item No.	Details	Appropriation (a) Rs	Total Provisions after Supplementary Appropriation and Virement (b) Rs	Actual Expenditure (c) Rs	(Over)/Under Appropriation (a-c) Rs	(Over)/Under Total Provision (b-c) Rs
<b>Sub-Head 10-104: Secondary Education-continued</b>						
31	<b>Acquisition of Non-Financial Assets-contd.</b>					
31133	Furniture, Fixtures & Fittings	15,000,000	15,000,000	11,908,683	3,091,317	3,091,317
31133801	Acquisition of Furniture, Fixtures & Fittings	15,000,000	15,000,000	11,908,683	3,091,317	3,091,317
<b>Total - Sub-Head 10-104: Secondary Education</b>		<b>8,109,204,000</b>	<b>8,421,759,976</b>	<b>8,306,678,236</b>	<b>(197,474,236)</b>	<b>115,081,740</b>
<b>Sub-Head 10-105: Technical and Vocational Education and Training</b>						
<b>Recurrent Expenditure</b>		<b>472,000,000</b>	<b>445,399,500</b>	<b>445,352,717</b>	<b>26,647,283</b>	<b>46,783</b>
26	<b>Grants</b>	<b>472,000,000</b>	<b>445,399,500</b>	<b>445,352,717</b>	<b>26,647,283</b>	<b>46,783</b>
26313	Extra-Budgetary Units	472,000,000	445,399,500	445,352,717	26,647,283	46,783
26313027	Mauritius Institute of Training and Development	472,000,000	445,399,500	445,352,717	26,647,283	46,783
<b>Capital Expenditure</b>		<b>33,000,000</b>	<b>33,000,000</b>	<b>7,306,976</b>	<b>25,693,024</b>	<b>25,693,024</b>
26	<b>Grants</b>	<b>33,000,000</b>	<b>33,000,000</b>	<b>7,306,976</b>	<b>25,693,024</b>	<b>25,693,024</b>
26323	Extra-Budgetary Units	33,000,000	33,000,000	7,306,976	25,693,024	25,693,024
26323027	Mauritius Institute of Training and Development of which Training Centre at Petit Bel Air Mahebourg (TVET)	33,000,000 30,000,000	33,000,000 33,000,000	7,306,976 7,306,976	25,693,024 22,693,024	25,693,024 25,693,024
<b>Total - Sub-Head 10-105: Technical and Vocational Education and Training</b>		<b>505,000,000</b>	<b>478,399,500</b>	<b>452,659,693</b>	<b>52,340,307</b>	<b>25,739,807</b>
<b>Sub-Head 10-106: Special Education Needs of School Age Children</b>						
<b>Recurrent Expenditure</b>		<b>76,009,000</b>	<b>82,009,000</b>	<b>79,284,279</b>	<b>(3,275,279)</b>	<b>2,724,721</b>
21	<b>Compensation of Employees</b>	<b>19,179,000</b>	<b>19,179,000</b>	<b>17,384,310</b>	<b>1,794,690</b>	<b>1,794,690</b>
21110	Personal Emoluments	17,329,000	17,329,000	15,734,726	1,594,274	1,594,274
21110001	Basic Salary	10,914,000	10,914,000	10,783,738	130,262	130,262
21110002	Salary Compensation-2015	375,000	375,000	282,170	92,830	92,830
21110004	Allowances	4,500,000	4,500,000	3,281,010	1,218,990	1,218,990
21110006	Cash in lieu of Leave	340,000	340,000	328,871	11,129	11,129
21110009	End-of-year Bonus	1,200,000	1,200,000	1,058,937	141,063	141,063
21111	Other Staff Costs	1,650,000	1,650,000	1,457,337	192,663	192,663
21111002	Travelling and Transport	1,650,000	1,650,000	1,457,337	192,663	192,663
21210	Social Contributions	200,000	200,000	192,246	7,754	7,754
21210001	Contribution to the "National Savings Fund"	200,000	200,000	192,246	7,754	7,754
22	<b>Goods and Services</b>	<b>1,030,000</b>	<b>1,030,000</b>	<b>537,090</b>	<b>492,910</b>	<b>492,910</b>
22010	Cost of Utilities	140,000	140,000	111,259	28,741	28,741
22020	Fuel and Oil	100,000	100,000	78,938	21,062	21,062
22050	Office Expenses	60,000	60,000	9,796	50,204	50,204

## STATEMENT D 1

Detailed Statement of Expenditure of the Consolidated Fund  
for the financial year 2015-2016

Item No.	Details	Appropriation (a) Rs	Total Provisions after Supplementary Appropriation and Virement (b) Rs	Actual Expenditure (c) Rs	(Over)/Under Appropriation (a-c) Rs	(Over)/Under Total Provision (b-c) Rs
<b>Sub-Head 10-106: Special Education Needs of School Age Children-continued</b>						
<b>22</b>	<b>Goods and Services-</b>					
22060	Maintenance	110,000	110,000	3,049	106,951	106,951
22070	Cleaning Services	100,000	100,000	94,041	5,959	5,959
22090	Security	200,000	200,000	144,191	55,809	55,809
22120	Fees	200,000	200,000	45,590	154,410	154,410
22900	Other Goods and Services	120,000	120,000	50,225	69,775	69,775
<b>28</b>	<b>Other Expense</b>	<b>55,800,000</b>	<b>61,800,000</b>	<b>61,362,879</b>	<b>(5,562,879)</b>	<b>437,121</b>
28211	Transfers to Non Profit Institutions	55,800,000	61,800,000	61,362,879	(5,562,879)	437,121
28211023	Special Needs Schools and Day Care Centres	55,800,000	61,800,000	61,362,879	(5,562,879)	437,121
<b>Capital Expenditure</b>		<b>36,200,000</b>	<b>37,700,000</b>	<b>28,424,689</b>	<b>7,775,311</b>	<b>9,275,311</b>
<b>31</b>	<b>Acquisition of Non-Financial Assets</b>	<b>36,200,000</b>	<b>37,700,000</b>	<b>28,424,689</b>	<b>7,775,311</b>	<b>9,275,311</b>
31112	Non-Residential Buildings	30,200,000	31,700,000	22,452,499	7,747,501	9,247,501
31112002	Construction and Extension of Schools	27,200,000	28,700,000	22,452,499	4,747,501	6,247,501
	(i) R Gadjadhur SEN School and Resource Centre	7,000,000	8,500,000	8,488,827	(1,488,827)	11,173
	(ii) Riv des Anguilles GS	19,000,000	19,000,000	13,800,444	5,199,556	5,199,556
	(iii) M Burrenchobay GS	1,000,000	1,000,000	-	1,000,000	1,000,000
	(iv) Allee Brillant GS	200,000	200,000	163,228	36,772	36,772
31112402	Upgrading of Schools	3,000,000	3,000,000	-	3,000,000	3,000,000
	(i) Ferney SEN School	1,000,000	1,000,000	-	1,000,000	1,000,000
	(ii) Barrier Free Access for Students of Special Needs	2,000,000	2,000,000	-	2,000,000	2,000,000
311122	Other Machinery & Equipment	6,000,000	6,000,000	5,972,191	27,809	27,809
31122821	Acquisition of Braille PC for Visually Impaired Children	1,000,000	1,000,000	1,000,000	-	-
31122999	Acquisition of Other Machinery and Equipment	5,000,000	5,000,000	4,972,191	27,809	27,809
<b>Total - Sub-Head 10-106: Special Education Needs of School Age Children</b>		<b>112,209,000</b>	<b>119,709,000</b>	<b>107,708,969</b>	<b>4,500,031</b>	<b>12,000,031</b>
<b>Sub-Head 10-107: Human Resource Development</b>						
<b>Recurrent Expenditure</b>		<b>451,044,000</b>	<b>440,744,000</b>	<b>424,806,985</b>	<b>26,237,015</b>	<b>15,937,015</b>
<b>21</b>	<b>Compensation of Employees</b>	<b>4,004,516</b>	<b>4,004,516</b>	<b>2,487,852</b>	<b>1,516,664</b>	<b>1,516,664</b>
21110	Personal Emoluments	3,616,000	3,615,516	2,239,158	1,376,842	1,376,358
21110001	Basic Salary	3,196,000	3,195,916	1,953,401	1,242,599	1,242,515
21110002	Salary Compensation-2015	40,000	39,600	23,907	16,093	15,693
21110006	Cash in lieu of Leave	80,000	80,000	80,000	-	-
21110009	End-of-year Bonus	300,000	300,000	181,850	118,150	118,150
21111	Other Staff Costs	370,000	370,000	248,694	121,306	121,306
21111002	Travelling and Transport	370,000	370,000	248,694	121,306	121,306
21210	Social Contributions	19,000	19,000	-	19,000	19,000

## STATEMENT D 1

Detailed Statement of Expenditure of the Consolidated Fund  
for the financial year 2015-2016

Item No.	Details	Appropriation (a) Rs	Total Provisions after Supplementary Appropriation and Virement (b) Rs	Actual Expenditure (c) Rs	(Over)/Under Appropriation (a-c) Rs	(Over)/Under Total Provision (b-c) Rs
<b>Sub-Head 10-107: Human Resource Development-continued</b>						
<b>22</b>	<b>Goods and Services</b>	<b>1,039,484</b>	<b>1,039,484</b>	<b>787,497</b>	<b>251,987</b>	<b>251,987</b>
22010	Cost of Utilities	142,000	142,000	108,789	33,211	33,211
22030	Rent	683,984	683,984	660,491	23,493	23,493
22040	Office Equipment and Furniture	70,000	70,000	345	69,655	69,655
22050	Office Expenses	22,000	22,000	13,113	8,887	8,887
22100	Publications and Stationery	81,500	81,500	337	81,163	81,163
22900	Other Goods and Services	40,000	40,000	4,423	35,577	35,577
<b>26</b>	<b>Grants</b>	<b>235,000,000</b>	<b>232,100,000</b>	<b>232,042,173</b>	<b>2,957,827</b>	<b>57,827</b>
26313	Extra-Budgetary Units	235,000,000	232,100,000	232,042,173	2,957,827	57,827
26313125	<i>Mauritius Institute of Education</i>	235,000,000	232,100,000	232,042,173	2,957,827	57,827
<b>28</b>	<b>Other Expense</b>	<b>211,000,000</b>	<b>203,600,000</b>	<b>189,489,463</b>	<b>21,510,537</b>	<b>14,110,537</b>
28211	Transfers to Non Profit Institutions	1,000,000	1,000,000	-	1,000,000	1,000,000
28211057	<i>Sir Seewoosagar Ramgoolam Foundation</i>	1,000,000	1,000,000	-	1,000,000	1,000,000
28212	Transfers to Households	210,000,000	202,600,000	189,489,463	20,510,537	13,110,537
28212009	<i>Sir Seewoosagar Ramgoolam National Scholarships</i>	15,000,000	18,000,000	17,465,708	(2,465,708)	534,292
28212010	<i>State of Mauritius Post-graduate Scholarships</i>	13,000,000	13,000,000	12,672,655	327,345	327,345
28212011	<i>State of Mauritius/Additional Scholarships</i>	110,000,000	125,800,000	125,744,750	(15,744,750)	55,250
28212020	<i>Student Scholarship Schemes for Vulnerable</i>	65,000,000	38,800,000	29,299,824	35,700,176	9,500,176
28212025	<i>Financial Assistance Schemes to Students</i>	7,000,000	7,000,000	4,306,526	2,693,474	2,693,474
<b>Capital Expenditure</b>		<b>31,300,000</b>	<b>11,300,000</b>	<b>10,962,174</b>	<b>20,337,826</b>	<b>337,826</b>
<b>26</b>	<b>Grants</b>	<b>31,300,000</b>	<b>11,300,000</b>	<b>10,962,174</b>	<b>20,337,826</b>	<b>337,826</b>
26323	Extra-Budgetary Units	31,300,000	11,300,000	10,962,174	20,337,826	337,826
26323125	<i>Mauritius Institute of Education</i>	31,300,000	11,300,000	10,962,174	20,337,826	337,826
<b>Total - Sub-Head 10-107: Human Resource Development</b>		<b>482,344,000</b>	<b>452,044,000</b>	<b>435,769,159</b>	<b>46,574,841</b>	<b>16,274,841</b>

## STATEMENT D 1

Detailed Statement of Expenditure of the Consolidated Fund  
for the financial year 2015-2016

Item No.	Details	Appropriation (a) Rs	Total Provisions after Supplementary Appropriation and Virement (b) Rs	Actual Expenditure (c) Rs	(Over)/Under Appropriation (a-c) Rs	(Over)/Under Total Provision (b-c) Rs
<b>Sub-Head 10-108: Tertiary Education</b>						
<b>Recurrent Expenditure</b>		<b>927,512,000</b>	<b>1,007,562,000</b>	<b>998,597,401</b>	<b>(71,085,401)</b>	<b>8,964,599</b>
<b>21</b>	<b>Compensation of Employees</b>	<b>30,342,000</b>	<b>21,642,000</b>	<b>18,676,678</b>	<b>11,665,322</b>	<b>2,965,322</b>
21110	Personal Emoluments	21,467,000	14,167,000	11,365,061	10,101,939	2,801,939
21110001	Basic Salary	14,844,000	8,275,000	6,467,682	8,376,318	1,807,318
21110002	Salary Compensation-2015	260,000	260,000	113,560	146,440	146,440
21110004	Allowances	1,220,000	1,220,000	1,161,592	58,408	58,408
21110005	Extra Assistance	1,000,000	-	-	1,000,000	-
21110006	Cash in lieu of Leave	545,000	545,000	540,992	4,008	4,008
21110009	End-of-year Bonus	1,282,000	1,282,000	502,946	779,054	779,054
21110010	Service to Mauritius Programme	2,315,000	2,585,000	2,578,288	(263,288)	6,712
21111	Other Staff Costs	2,625,000	1,225,000	1,061,617	1,563,383	163,383
21111002	Travelling and Transport	2,275,000	975,000	816,305	1,458,695	158,695
21111100	Overtime	300,000	200,000	196,312	103,688	3,688
21111200	Staff Welfare	50,000	50,000	49,000	1,000	1,000
21210	Social Contributions	6,250,000	6,250,000	6,250,000	-	-
<b>22</b>	<b>Goods and Services</b>	<b>7,150,000</b>	<b>6,450,000</b>	<b>2,055,046</b>	<b>5,094,954</b>	<b>4,394,954</b>
22010	Cost of Utilities	1,290,000	590,000	296,921	993,079	293,079
22020	Fuel and Oil	200,000	200,000	-	200,000	200,000
22030	Rent	200,000	200,000	170,364	29,636	29,636
22040	Office Equipment and Furniture	250,000	250,000	3,998	246,002	246,002
22050	Office Expenses	145,000	145,000	76,395	68,605	68,605
22060	Maintenance	320,000	320,000	91,665	228,335	228,335
22100	Publications and Stationery	595,000	595,000	196,321	398,679	398,679
22120	Fees	170,000	170,000	16,653	153,348	153,348
22900	Other Goods and Services	3,980,000	3,980,000	1,202,730	2,777,270	2,777,270
<b>26</b>	<b>Grants</b>	<b>890,020,000</b>	<b>979,470,000</b>	<b>977,865,677</b>	<b>(87,845,677)</b>	<b>1,604,323</b>
26210	International Organisations	2,220,000	2,170,000	1,951,020	268,980	218,980
26210037	New Delhi Centre for Science & Technology	320,000	320,000	296,989	23,011	23,011
26210071	Contribution to Commonwealth of Learning	1,900,000	1,850,000	1,654,031	245,969	195,969
26313	Extra-Budgetary Units	887,800,000	977,300,000	975,914,657	(88,114,657)	1,385,343
26313041	Mauritius Qualification Authority	20,500,000	20,500,000	20,500,000	-	-
26313077	Rajiv Gandhi Science Centre	19,800,000	19,800,000	18,414,657	1,385,343	1,385,343
26313088	Tertiary Education Commission/Tertiary Education Institutions	847,500,000	937,000,000	937,000,000	(89,500,000)	-
	(a) Tertiary Education Commission (TEC)	99,800,000	115,800,000	115,800,000	(16,000,000)	-
	(i) TEC (Operation Grant)	63,000,000	79,000,000	79,000,000	(16,000,000)	-

## STATEMENT D 1

Detailed Statement of Expenditure of the Consolidated Fund  
for the financial year 2015-2016

Item No.	Details	Appropriation (a) Rs	Total Provisions after Supplementary Appropriation and Virement (b) Rs	Actual Expenditure (c) Rs	(Over)/Under Appropriation (a-c) Rs	(Over)/Under Total Provision (b-c) Rs
<b>Sub-Head 10-108: Tertiary Education-continued</b>						
26	<b>Grants-contd.</b>					
	(ii) Recruitment of foreign lecturers	15,000,000	15,000,000	15,000,000	-	-
	(iii) SSR Chair in African Studies	3,600,000	3,600,000	3,600,000	-	-
	(iv) Africa Scholarships	18,200,000	18,200,000	18,200,000	-	-
	(b) University of Mauritius	504,000,000	564,000,000	564,000,000	(60,000,000)	-
	(c) University of Technology Mauritius	6,500,000	8,500,000	8,500,000	(2,000,000)	-
	(d) Universite des Mascareignes	81,200,000	91,700,000	91,700,000	(10,500,000)	-
	(e) Mahatma Gandhi Institute (Tertiary)	106,000,000	107,000,000	107,000,000	(1,000,000)	-
	(f) Rabindranath Tagore Institute	1,000,000	1,000,000	1,000,000	-	-
	(g) Open University of Mauritius	49,000,000	49,000,000	49,000,000	-	-
	<b>Capital Expenditure</b>	<b>326,400,000</b>	<b>121,700,000</b>	<b>114,723,800</b>	<b>211,676,200</b>	<b>6,976,200</b>
26	<b>Grants</b>	<b>51,700,000</b>	<b>48,700,000</b>	<b>41,871,610</b>	<b>9,828,390</b>	<b>6,828,390</b>
26323	Capital Grant to Extra-Budgetary Units	51,700,000	48,700,000	41,871,610	9,828,390	6,828,390
26323041	Mauritius Qualifications Authority	1,000,000	1,000,000	10,120	989,880	989,880
26323077	Rajiv Gandhi Science Centre	5,800,000	2,800,000	901,340	4,898,660	1,898,660
	(a) Acquisition of Exhibits & Equipment	2,800,000	2,800,000	901,340	1,898,660	1,898,660
	(b) Construction of Planetarium	3,000,000	-	-	3,000,000	-
26323088	Tertiary Education	44,900,000	44,900,000	40,960,150	3,939,850	3,939,850
	(a) Tertiary Education Commission (TEC)	1,500,000	1,500,000	1,161,972	338,028	338,028
	(b) University of Mauritius	21,000,000	21,000,000	21,000,000	-	-
	(c) University of Technology, Mauritius	9,000,000	9,000,000	5,398,178	3,601,822	3,601,822
	(d) Universite des Mascareignes	6,500,000	6,500,000	6,500,000	-	-
	(e) Mahatma Gandhi Institute (Tertiary)	1,500,000	1,500,000	1,500,000	-	-
	(f) Rabindranath Tagore Institute (N 1)	400,000	400,000	400,000	-	-
	(g) Open University of Mauritius	5,000,000	5,000,000	5,000,000	-	-
31	<b>Acquisition of Non-Financial Assets</b>	<b>200,000</b>	<b>200,000</b>	<b>100,000</b>	<b>100,000</b>	<b>100,000</b>
31122	Other Machinery & Equipment	100,000	100,000	100,000	-	-

## STATEMENT D 1

Detailed Statement of Expenditure of the Consolidated Fund  
for the financial year 2015-2016

Item No.	Details	Appropriation (a) Rs	Total Provisions after Supplementary Appropriation and Virement (b) Rs	Actual Expenditure (c) Rs	(Over)/Under Appropriation (a-c) Rs	(Over)/Under Total Provision (b-c) Rs
<b>Sub-Head 10-108: Tertiary Education-continued</b>						
<b>31</b>	<b>Acquisition of Non-Financial Assets-contd.</b>					
31122802	Acquisition of IT Equipment	100,000	100,000	100,000	-	-
31132	Intangible Fixed Assets	100,000	100,000	-	100,000	100,000
31132801	Acquisition of Softwares	100,000	100,000	-	100,000	100,000
<b>32</b>	<b>Acquisition of Financial Assets</b>	<b>274,500,000</b>	<b>72,800,000</b>	<b>72,752,190</b>	<b>201,747,810</b>	<b>47,810</b>
32145	Loans	274,500,000	72,800,000	72,752,190	201,747,810	47,810
32145303	Knowledge Park Limited	274,500,000	72,800,000	72,752,190	201,747,810	47,810
<b>Total - Sub-Head 10-108: Tertiary Education</b>		<b>1,253,912,000</b>	<b>1,129,262,000</b>	<b>1,113,321,201</b>	<b>140,590,799</b>	<b>15,940,799</b>
<b>Total - Ministry of Education and Human Resources, Tertiary Education and Scientific Research</b>		<b>14,725,000,000</b>	<b>14,825,899,500</b>	<b>14,492,737,426</b>	<b>232,262,574</b>	<b>333,162,074</b>
<b>Vote 11-1: Ministry of Health and Quality of Life</b>						
<b>Sub-Head 11-101: General</b>						
<b>Recurrent Expenditure</b>		<b>388,900,000</b>	<b>372,550,000</b>	<b>363,435,220</b>	<b>25,464,780</b>	<b>9,114,780</b>
<b>21</b>	<b>Compensation of Employees</b>	<b>218,569,000</b>	<b>211,771,135</b>	<b>209,916,855</b>	<b>8,652,145</b>	<b>1,854,280</b>
21110	Personal Emoluments	193,019,000	185,221,135	184,255,861	8,763,139	965,274
21110001	Basic Salary	152,909,000	143,540,585	143,340,017	9,568,983	200,568
21110002	Salary Compensation-2015	3,150,000	2,560,000	2,551,135	598,865	8,865
21110004	Allowances	6,000,000	9,500,000	9,010,608	(3,010,608)	489,392
21110005	Extra Assistance	6,300,000	5,825,550	5,771,617	528,383	53,933
21110006	Cash in lieu of Leave	6,300,000	6,900,000	6,898,289	(598,289)	1,711
21110009	End-of-year Bonus	15,000,000	12,500,000	12,423,471	2,576,529	76,529
21110010	Service to Mauritius Programme	3,360,000	4,395,000	4,260,726	(900,726)	134,274
21111	Other Staff Costs	23,550,000	24,550,000	23,876,956	(326,956)	673,044
21111001	Wages	200,000	200,000	71,352	128,648	128,648
21111002	Travelling and Transport	17,200,000	17,200,000	16,970,480	229,520	229,520
21111100	Overtime	6,000,000	7,000,000	6,685,124	(685,124)	314,876
21111200	Staff Welfare	150,000	150,000	150,000	-	-
21210	Social Contributions	2,000,000	2,000,000	1,784,038	215,962	215,962
<b>22</b>	<b>Goods and Services</b>	<b>84,213,000</b>	<b>69,492,503</b>	<b>65,557,147</b>	<b>18,655,853</b>	<b>3,935,356</b>
22010	Cost of Utilities	5,780,000	5,965,000	5,912,993	(132,993)	52,007
22020	Fuel and Oil	1,200,000	1,200,000	1,200,000	-	-
22030	Rent	9,100,000	9,300,000	9,297,900	(197,900)	2,100
22040	Office Equipment and Furniture	1,175,000	1,175,000	1,024,826	150,174	150,174
22050	Office Expenses	3,015,000	3,140,000	3,137,368	(122,368)	2,632
22060	Maintenance	1,535,000	1,535,000	1,533,153	1,847	1,847
22070	Cleaning Services	200,000	215,000	215,000	(15,000)	-
22100	Publications and Stationery	11,220,000	13,720,000	13,303,738	(2,083,738)	416,262



## STATEMENT D 1

Detailed Statement of Expenditure of the Consolidated Fund  
for the financial year 2015-2016

Item No.	Details	Appropriation (a) Rs	Total Provisions after Supplementary Appropriation and Virement (b) Rs	Actual Expenditure (c) Rs	(Over)/Under Appropriation (a-c) Rs	(Over)/Under Total Provision (b-c) Rs
<b>Sub-Head 11-101: General-continued</b>						
<b>22</b>	<b>Goods and Services-contd.</b>					
22120	Fees	6,000,000	5,465,000	5,393,394	606,606	71,606
22130	Studies & Surveys	20,888,000	6,735,503	5,738,798	15,149,202	996,705
22130001	Studies and Preliminary Project Preparation of which	20,888,000	6,735,503	5,738,798	15,149,202	996,705
	(a) Institute of women's Health	4,250,000	4,247,503	4,230,298	19,702	17,205
	(b) Paediatric Hospital	4,900,000	-	-	4,900,000	-
	(c) New Warehouse, La Tour Koenig	3,738,000	2,138,000	1,437,500	2,300,500	700,500
	(d) National Health Accounts	2,000,000	100,000	71,000	1,929,000	29,000
	(e) Cost Centre Project	2,000,000	-	-	2,000,000	-
	(f) Health Care Waste Management	4,000,000	250,000	-	4,000,000	250,000
22140	Medical Supplies, Drugs and Equipment	500,000	500,000	500,000	-	-
22140008	Quality Assurance of Drugs	500,000	500,000	500,000	-	-
22200	Overseas Travel (Treatment & Incoming Medical Teams)	22,000,000	19,042,000	17,028,639	4,971,361	2,013,361
22200002	Air Tickets i.r.t Overseas treatment and Foreign Visiting Teams	20,000,000	17,000,000	14,986,639	5,013,361	2,013,361
22200003	Hotel Accommodations for foreign teams	2,000,000	2,042,000	2,042,000	(42,000)	-
22900	Other Goods and Services	1,600,000	1,500,000	1,271,338	328,662	228,662
<b>26</b>	<b>Grants</b>	<b>20,193,000</b>	<b>25,361,362</b>	<b>24,586,332</b>	<b>(4,393,332)</b>	<b>775,030</b>
26210	Contribution to International Organisation	6,193,000	8,174,412	7,399,382	(1,206,382)	775,030
26210106	World Health Organisation	1,960,000	2,205,500	2,205,473	(245,473)	28
26210107	Commonwealth Regional Health Community Secretariat	2,725,000	4,458,415	4,458,414	(1,733,414)	1
26210108	United Nations Children's Funds (UNICEF)	300,000	300,000	-	300,000	300,000
26210109	International Committee of Red Cross	573,000	574,282	574,281	(1,281)	1
26210110	United Nation Population Fund	100,000	101,215	101,214	(1,214)	1
26210111	International Planned Parenthood Federation	100,000	100,000	-	100,000	100,000
26210112	International Society of Disaster Medicine	50,000	50,000	-	50,000	50,000
26210113	International Atomic Energy Agency	325,000	325,000	-	325,000	325,000
26210114	Trust Fund of Rotterdam Convention	10,000	10,000	10,000	-	-

## STATEMENT D 1

Detailed Statement of Expenditure of the Consolidated Fund  
for the financial year 2015-2016

Item No.	Details	Appropriation (a) Rs	Total Provisions after Supplementary Appropriation and Virement (b) Rs	Actual Expenditure (c) Rs	(Over)/Under Appropriation (a-c) Rs	(Over)/Under Total Provision (b-c) Rs
<b>Sub-Head 11-101: General-continued</b>						
<b>26</b>	<b>Grants-contd.</b>					
26210115	WHO Framework Convention on Tobacco Control	50,000	50,000	50,000	-	-
26313	Extra-Budgetary Units	14,000,000	17,186,950	17,186,950	(3,186,950)	-
26313037	Mauritius Institute of Health	14,000,000	17,186,950	17,186,950	(3,186,950)	-
<b>27</b>	<b>Social Benefits</b>	<b>60,000,000</b>	<b>60,000,000</b>	<b>59,790,685</b>	<b>209,315</b>	<b>209,315</b>
27210	Social Assistance Benefits in Cash	60,000,000	60,000,000	59,790,685	209,315	209,315
27210008	Assistance to Patients Inoperable in Mauritius	60,000,000	60,000,000	59,790,685	209,315	209,315
<b>28</b>	<b>Other Expense</b>	<b>5,925,000</b>	<b>5,925,000</b>	<b>3,584,200</b>	<b>2,340,800</b>	<b>2,340,800</b>
28211	Transfers to Non Profit Institutions	3,725,000	3,725,000	1,705,000	2,020,000	2,020,000
28211007	Dental Council	700,000	700,000	-	700,000	700,000
28211009	Human Service Trust	1,245,000	1,245,000	1,245,000	-	-
28211014	Medical Council	1,320,000	1,320,000	-	1,320,000	1,320,000
28211017	Nursing Council	460,000	460,000	460,000	-	-
28212	Transfers to Households	2,200,000	2,200,000	1,879,200	320,800	320,800
28212007	Savings Culture Campaign	2,200,000	2,200,000	1,879,200	320,800	320,800
<b>Capital Expenditure</b>		<b>11,000,000</b>	<b>11,000,000</b>	<b>5,033,975</b>	<b>5,966,025</b>	<b>5,966,025</b>
<b>31</b>	<b>Acquisition of Non-Financial Assets</b>	<b>11,000,000</b>	<b>11,000,000</b>	<b>5,033,975</b>	<b>5,966,025</b>	<b>5,966,025</b>
31121	Transport Equipment	2,000,000	2,000,000	1,819,185	180,815	180,815
31121801	Acquisition of Vehicles	2,000,000	2,000,000	1,819,185	180,815	180,815
31122	Other Machinery & Equipment	4,000,000	4,000,000	3,214,790	785,210	785,210
31122802	Acquisition of IT Equipment	2,000,000	2,000,000	1,853,112	146,888	146,888
31122999	Acquisition of Other Machinery and Equipment	2,000,000	2,000,000	1,361,678	638,322	638,322
31132	Intangible Fixed Assets	5,000,000	5,000,000	-	5,000,000	5,000,000
31132401	e-Health	5,000,000	5,000,000	-	5,000,000	5,000,000
<b>Total - Sub-Head 11-101: General</b>		<b>399,900,000</b>	<b>383,550,000</b>	<b>368,469,194</b>	<b>31,430,806</b>	<b>15,080,806</b>
<b>Sub-Head 11-102: Curative Services</b>						
<b>Recurrent Expenditure</b>		<b>7,518,300,000</b>	<b>7,961,500,000</b>	<b>7,945,740,120</b>	<b>(427,440,120)</b>	<b>15,759,880</b>
<b>21</b>	<b>Compensation of Employees</b>	<b>5,276,815,000</b>	<b>5,323,115,000</b>	<b>5,312,798,799</b>	<b>(35,983,799)</b>	<b>10,316,201</b>
21110	Personal Emoluments	4,669,232,000	4,651,032,000	4,643,995,838	25,236,162	7,036,162
21110001	Basic Salary	3,178,932,000	3,080,532,000	3,079,418,224	99,513,776	1,113,776
21110002	Salary Compensation-2015	82,500,000	66,000,000	65,991,142	16,508,858	8,858
21110004	Allowances	900,000,000	1,010,000,000	1,005,773,051	(105,773,051)	4,226,949
21110005	Extra Assistance	48,000,000	45,000,000	44,392,614	3,607,386	607,386
21110006	Cash in lieu of Leave	100,000,000	105,000,000	104,991,793	(4,991,793)	8,207
21110009	End-of-year Bonus	259,800,000	258,500,000	257,557,935	2,242,065	942,065

## STATEMENT D 1

Detailed Statement of Expenditure of the Consolidated Fund  
for the financial year 2015-2016

Item No.	Details	Appropriation (a) Rs	Total Provisions after Supplementary Appropriation and Virement (b) Rs	Actual Expenditure (c) Rs	(Over)/Under Appropriation (a-c) Rs	(Over)/Under Total Provision (b-c) Rs
<b>Sub-Head 11-102: Curative Services-continued</b>						
<b>21</b>	<b>Compensation of Employees-contd.</b>					
21110010	Allowance icw Intership (Pre-Registration Training)	100,000,000	86,000,000	85,871,078	14,128,922	128,922
21111	Other Staff Costs	562,495,000	626,595,000	623,390,565	(60,895,565)	3,204,435
21111001	Wages	-	10,000,000	9,716,932	(9,716,932)	283,068
21111002	Travelling and Transport	332,000,000	357,100,000	354,720,582	(22,720,582)	2,379,418
21111100	Overtime	230,000,000	259,000,000	258,781,546	(28,781,546)	218,454
21111200	Staff Welfare	495,000	495,000	171,505	323,495	323,495
21210	Social Contributions	45,088,000	45,488,000	45,412,396	(324,396)	75,604
<b>22</b>	<b>Goods and Services</b>	<b>2,016,485,000</b>	<b>2,413,385,000</b>	<b>2,407,941,321</b>	<b>(391,456,321)</b>	<b>5,443,679</b>
22010	Cost of Utilities	178,000,000	193,600,000	192,699,967	(14,699,967)	900,033
22020	Fuel and Oil	30,000,000	30,000,000	28,803,536	1,196,464	1,196,464
22030	Rent	11,300,000	9,675,000	9,675,000	1,625,000	-
22040	Office Equipment and Furniture	4,000,000	5,200,000	5,149,787	(1,149,787)	50,213
22050	Office Expenses	2,600,000	2,725,000	2,650,168	(50,168)	74,832
22060	Maintenance	114,780,000	114,780,000	114,310,433	469,567	469,567
	of which					
22060001	Buildings	30,000,000	28,000,000	27,944,357	2,055,643	55,643
22060003	Plant & Equipment	62,000,000	62,000,000	61,997,973	2,027	2,027
22060004	Vehicles & Motorcycles	18,000,000	20,000,000	19,893,287	(1,893,287)	106,713
22070	Cleaning Services	83,500,000	83,500,000	82,889,240	610,760	610,760
22070002	Laundry Services	65,000,000	65,000,000	64,405,276	594,724	594,724
22070006	Cleaning of Hospital Premises	18,500,000	18,500,000	18,483,964	16,037	16,037
22090	Security	31,000,000	33,800,000	33,766,148	(2,766,148)	33,852
22100	Publications and Stationery	7,200,000	7,650,000	7,529,095	(329,095)	120,905
22120	Fees	9,550,000	11,000,000	10,984,436	(1,434,436)	15,564
22120002	Fees to Chairman and Members of Boards and Committees	6,800,000	8,300,000	8,284,436	(1,484,436)	15,564
22120007	Fees for Training	2,700,000	2,700,000	2,700,000	-	-
22120020	Inspection and audit fees	50,000	-	-	50,000	-
22140	Medical Supplies, Drugs and Equipment	1,171,600,000	1,544,400,000	1,543,476,853	(371,876,853)	923,147
22140001	Medicine, Drugs and Vaccines	595,000,000	905,000,000	904,958,658	(309,958,658)	41,342
22140002	C.T Scan and MRI Fees and Materials	2,800,000	1,700,000	1,499,769	1,300,231	200,231
22140003	Dental Materials and Equipment	1,800,000	1,800,000	1,774,753	25,247	25,247
22140004	Orthopaedic Materials and Equipment	10,000,000	10,000,000	9,958,209	41,791	41,791
22140005	Medical Disposables and Minor Equipment	437,000,000	485,000,000	484,732,602	(47,732,602)	267,398
22140006	Ayurvedic and other traditional medicines	7,000,000	2,900,000	2,823,835	4,176,165	76,165
22140007	Renal Dialysis - Consumables and Fees	118,000,000	138,000,000	137,729,028	(19,729,028)	270,972
22150	Scientific and Laboratory Equipment and Supplies	156,000,000	156,000,000	156,000,000	-	-
22150001	Laboratory Apparatuses and Supplies	156,000,000	156,000,000	156,000,000	-	-

## STATEMENT D 1

Detailed Statement of Expenditure of the Consolidated Fund  
for the financial year 2015-2016

Item No.	Details	Appropriation (a) Rs	Total Provisions after Supplementary Appropriation and Virement (b) Rs	Actual Expenditure (c) Rs	(Over)/Under Appropriation (a-c) Rs	(Over)/Under Total Provision (b-c) Rs
<b>Sub-Head 11-102: Curative Services-continued</b>						
22	<b>Goods and Services-contd.</b>					
22900	Other Goods and Services	216,955,000	221,055,000	220,006,660	(3,051,660)	1,048,340
	<i>of which</i>					
22900001	Uniforms	33,400,000	37,000,000	36,833,573	(3,433,573)	166,427
22900005	Provision and Stores	180,000,000	180,000,000	179,321,986	678,014	678,014
26	<b>Grants</b>	<b>225,000,000</b>	<b>225,000,000</b>	<b>225,000,000</b>	-	-
26313	Extra-Budgetary Units	225,000,000	225,000,000	225,000,000	-	-
26313095	Trust Fund for Specialised Medical Care	225,000,000	225,000,000	225,000,000	-	-
<b>Capital Expenditure</b>		<b>587,100,000</b>	<b>413,100,000</b>	<b>273,422,569</b>	<b>313,677,431</b>	<b>139,677,431</b>
26	<b>Grants</b>	<b>1,000,000</b>	<b>1,000,000</b>	<b>330,392</b>	<b>669,608</b>	<b>669,608</b>
26323	Extra-Budgetary Units	1,000,000	1,000,000	330,392	669,608	669,608
26323095	Trust Fund for Specialised Medical Care	1,000,000	1,000,000	330,392	669,608	669,608
31	<b>Acquisition of Non-Financial Assets</b>	<b>586,100,000</b>	<b>412,100,000</b>	<b>273,092,177</b>	<b>313,007,823</b>	<b>139,007,823</b>
31112	Non-Residential Buildings	383,500,000	269,500,000	180,676,205	202,823,795	88,823,795
31112003	Construction/Extension of Hospitals	236,000,000	122,000,000	56,590,170	179,409,830	65,409,830
	(a) New Jeetoo Hospital	35,000,000	35,000,000	4,667,428	30,332,572	30,332,572
	(c) Main Operation Theatre and Wards - Victoria Hospital	100,000,000	53,000,000	42,971,017	57,028,983	10,028,983
	(d) New Kitchen- Victoria Hospital	10,000,000	-	-	10,000,000	-
	(f) New ENT Hospital	14,000,000	4,000,000	808,237	13,191,763	3,191,763
	(g) Refurbishment/Construction of 2 Wards at new OPD - Victoria Hospital	15,000,000	15,000,000	7,198,187	7,801,813	7,801,813
	(h) Nuclear Medecine Project at JNH-Rose Belle	12,000,000	2,000,000	-	12,000,000	2,000,000
	-PET/CT Scan and associated	10,000,000	-	-	10,000,000	-
	- Building (Preliminary Preparation & Design)	2,000,000	2,000,000	-	2,000,000	2,000,000
	(i) New Cancer Centre	50,000,000	13,000,000	945,301	49,054,699	12,054,699
	-Upgrading and Renovation of Building	35,000,000	5,000,000	509,745	34,490,255	4,490,255
	-Construction, Supply, Installation and Commissioning of Bunker and Equipment	15,000,000	8,000,000	435,556	14,564,444	7,564,444
31112403	Upgrading of Hospitals	147,500,000	147,500,000	124,086,035	23,413,965	23,413,965
	(a) SSRN Hospital	80,000,000	88,500,000	85,962,416	(5,962,416)	2,537,584
	(b) A. G Jeetoo Hospital	1,500,000	5,000,000	3,680,707	(2,180,707)	1,319,293
	(c) Flacq Hospital	20,000,000	15,000,000	13,240,835	6,759,165	1,759,165
	(d) J. Nehru Hospital	20,000,000	15,000,000	4,516,675	15,483,325	10,483,325
	(e) Victoria Hospital	20,000,000	15,000,000	9,503,981	10,496,019	5,496,019
	(f) Brown Sequard Hospital	5,000,000	5,000,000	4,390,644	609,356	609,356
	(g) S.Bharati Eye Hospital	1,000,000	1,000,000	19,815	980,185	980,185
	(h) Others	-	3,000,000	2,770,962	(2,770,962)	229,038

## STATEMENT D 1

Detailed Statement of Expenditure of the Consolidated Fund  
for the financial year 2015-2016

Item No.	Details	Appropriation (a) Rs	Total Provisions after Supplementary Appropriation and Virement (b) Rs	Actual Expenditure (c) Rs	(Over)/Under Appropriation (a-c) Rs	(Over)/Under Total Provision (b-c) Rs
<b>Sub-Head 11-102: Curative Services-continued</b>						
<b>31</b>	<b>Acquisition of Non-Financial Assets-contd.</b>					
31121	Transport Equipment	20,000,000	20,000,000	19,119,123	880,877	880,877
31121801	Acquisition of Vehicles	20,000,000	20,000,000	19,119,123	880,877	880,877
31122	Other Machinery & Equipment	182,600,000	122,600,000	73,296,849	109,303,151	49,303,151
31122801	Acquisition of Medical Equipment	168,000,000	108,000,000	65,682,885	102,317,115	42,317,115
31122802	Acquisition of IT Equipment	3,000,000	3,000,000	1,625,339	1,374,661	1,374,661
31122806	Acquisition of Generators	4,000,000	4,000,000	-	4,000,000	4,000,000
31122811	Acquisition of CCTV cameras in Hospitals	1,600,000	1,600,000	38,692	1,561,308	1,561,308
31122999	Acquisition of Other Machinery and Equipment	6,000,000	6,000,000	5,949,933	50,067	50,067
<b>Total - Sub-Head 11-102: Curative Services</b>		<b>8,105,400,000</b>	<b>8,374,600,000</b>	<b>8,219,162,689</b>	<b>(113,762,689)</b>	<b>155,437,311</b>
<b>Sub-Head 11-103: Primary Health Care and Public Health</b>						
<b>Recurrent Expenditure</b>		<b>911,700,000</b>	<b>937,050,000</b>	<b>932,064,087</b>	<b>(20,364,087)</b>	<b>4,985,913</b>
<b>21</b>	<b>Compensation of Employees</b>	<b>725,013,000</b>	<b>745,963,000</b>	<b>744,638,386</b>	<b>(19,625,386)</b>	<b>1,324,614</b>
21110	Personal Emoluments	621,831,000	630,531,000	629,693,884	(7,862,884)	837,116
21110001	Basic Salary	493,931,000	493,231,000	492,899,301	1,031,699	331,699
21110002	Salary Compensation-2015	15,000,000	10,100,000	10,073,924	4,926,076	26,076
21110004	Allowances	53,800,000	63,800,000	63,557,974	(9,757,974)	242,026
21110005	Extra Assistance	1,675,000	1,175,000	1,115,458	559,542	59,542
21110006	Cash in lieu of Leave	19,425,000	21,725,000	21,712,096	(2,287,096)	12,904
21110009	End-of-year Bonus	38,000,000	40,500,000	40,335,132	(2,335,132)	164,868
21111	Other Staff Costs	97,057,000	108,557,000	108,091,002	(11,034,002)	465,998
21111002	Travelling and Transport	62,000,000	68,000,000	67,815,338	(5,815,338)	184,662
21111100	Overtime	35,000,000	40,500,000	40,275,664	(5,275,664)	224,336
21111200	Staff Welfare	57,000	57,000	-	57,000	57,000
21210	Social Contributions	6,125,000	6,875,000	6,853,500	(728,500)	21,500
<b>22</b>	<b>Goods and Services</b>	<b>174,537,000</b>	<b>178,937,000</b>	<b>176,275,700</b>	<b>(1,738,700)</b>	<b>2,661,300</b>
22010	Cost of Utilities	17,135,000	19,535,000	19,300,285	(2,165,285)	234,715
22020	Fuel and Oil	2,800,000	2,800,000	2,248,492	551,508	551,508
22030	Rent	9,235,000	8,535,000	8,475,199	759,801	59,801
22040	Office Equipment and Furniture	1,400,000	1,400,000	1,199,920	200,080	200,080
22050	Office Expenses	916,000	916,000	867,438	48,562	48,562
22060	Maintenance	4,068,000	4,068,000	3,927,384	140,616	140,616
22070	Cleaning Services	310,000	310,000	285,676	24,324	24,324
22090	Security	3,600,000	8,500,000	8,461,181	(4,861,181)	38,819
22100	Publications and Stationery	3,760,000	3,260,000	3,076,011	683,989	183,989
22120	Fees	730,000	730,000	670,083	59,918	59,918
22130	Studies & Surveys	400,000	200,000	200,000	200,000	-
22140	Medical Supplies, Drugs and Equipment	109,500,000	109,500,000	109,149,912	350,088	350,088
22140001	Medicine, Drugs and Vaccines	70,000,000	70,000,000	70,000,000	-	-

## STATEMENT D 1

Detailed Statement of Expenditure of the Consolidated Fund  
for the financial year 2015-2016

Item No.	Details	Appropriation (a) Rs	Total Provisions after Supplementary Appropriation and Virement (b) Rs	Actual Expenditure (c) Rs	(Over)/Under Appropriation (a-c) Rs	(Over)/Under Total Provision (b-c) Rs
<b>Sub-Head 11-103: Primary Health Care and Public Health-continued</b>						
<b>22</b>	<b>Goods and Services-contd.</b>					
22140003	Dental Materials and Equipment	1,500,000	1,500,000	1,149,912	350,088	350,088
22140005	Medical Disposables and Minor Equipment	38,000,000	38,000,000	38,000,000	-	-
22150	Scientific and Laboratory Equipment and Supplies	11,000,000	10,200,000	10,065,970	934,030	134,030
22150001	Laboratory Apparatuses and Supplies	10,000,000	10,000,000	9,966,568	33,432	33,432
22150002	Chemicals and Disinfection Materials	1,000,000	200,000	99,401	900,599	100,599
22900	Other Goods and Services	9,683,000	8,983,000	8,348,148	1,334,852	634,852
<b>28</b>	<b>Other Expense</b>	<b>12,150,000</b>	<b>12,150,000</b>	<b>11,150,000</b>	<b>1,000,000</b>	<b>1,000,000</b>
28211	Transfers to Non Profit Institutions	12,150,000	12,150,000	11,150,000	1,000,000	1,000,000
28211003	Blood Donors' Organisation	250,000	250,000	250,000	-	-
28211034	Action Familiale	5,750,000	5,750,000	5,750,000	-	-
28211035	Mauritius Family Planning	2,850,000	2,850,000	2,850,000	-	-
28211036	Mauritius Mental Health Association	1,300,000	1,300,000	1,300,000	-	-
28211037	Mauritius Red Cross	200,000	200,000	-	200,000	200,000
28211038	Mauritius Heart Foundation	300,000	300,000	-	300,000	300,000
28211053	"Link to Life"	500,000	500,000	-	500,000	500,000
28211055	Alzheimer Association	500,000	500,000	500,000	-	-
28211062	Breast Cancer Care	500,000	500,000	500,000	-	-
<b>Capital Expenditure</b>		<b>102,200,000</b>	<b>52,200,000</b>	<b>32,011,084</b>	<b>70,188,916</b>	<b>20,188,916</b>
<b>31</b>	<b>Acquisition of Non-Financial Assets</b>	<b>102,200,000</b>	<b>52,200,000</b>	<b>32,011,084</b>	<b>70,188,916</b>	<b>20,188,916</b>
31112	Non-Residential Buildings	79,900,000	29,900,000	16,512,203	63,387,797	13,387,797
31112004	Construction of Area Health Centres	20,000,000	-	-	20,000,000	-
31112005	Construction of Community Health Centres	20,000,000	-	-	20,000,000	-
31112006	Construction of Mediclinics	19,400,000	9,400,000	5,253,971	14,146,030	4,146,030
	(c) Goodlands Mediclinic	5,400,000	5,400,000	3,207,759	2,192,241	2,192,241
	(d) Floreal Mediclinic	7,000,000	1,000,000	800	6,999,200	999,200
	(e) Coromandel Mediclinic	7,000,000	900,000	-	7,000,000	900,000
31112404	Upgrading of Area Health Centres	10,000,000	10,000,000	2,124,522	7,875,478	7,875,478
31112405	Upgrading of Community Health Centres	9,000,000	9,000,000	7,662,009	1,337,991	1,337,991
31112419	Upgrading of Laboratories	1,500,000	1,500,000	1,471,702	28,298	28,298
31121	Transport Equipment	4,000,000	4,000,000	3,525,000	475,000	475,000
31121801	Acquisition of Vehicles	4,000,000	4,000,000	3,525,000	475,000	475,000
31122	Other Machinery & Equipment	17,300,000	17,300,000	11,335,621	5,964,379	5,964,379
31122802	Acquisition of IT Equipment	300,000	300,000	199,990	100,010	100,010
31122804	Acquisition of Laboratory Equipment	16,000,000	16,000,000	10,178,264	5,821,736	5,821,736

## STATEMENT D 1

Detailed Statement of Expenditure of the Consolidated Fund  
for the financial year 2015-2016

Item No.	Details	Appropriation (a) Rs	Total Provisions after Supplementary Appropriation and Virement (b) Rs	Actual Expenditure (c) Rs	(Over)/Under Appropriation (a-c) Rs	(Over)/Under Total Provision (b-c) Rs
<b>Sub-Head 11-103: Primary Health Care and Public Health-continued</b>						
<b>31</b>	<b>Acquisition of Non-Financial Assets-contd.</b>					
31122999	Acquisition of Other Machinery and Equipment	1,000,000	1,000,000	957,367	42,633	42,633
31132	Intangible Fixed Assets	1,000,000	1,000,000	638,260	361,740	361,740
31132801	Acquisition of Software	1,000,000	1,000,000	638,260	361,740	361,740
<b>Total - Sub-Head 11-103: Primary Health Care and Public Health</b>		<b>1,013,900,000</b>	<b>989,250,000</b>	<b>964,075,171</b>	<b>49,824,830</b>	<b>25,174,830</b>
<b>Sub-Head 11-104: Treatment and Prevention of HIV and AIDS</b>						
<b>Recurrent Expenditure</b>		<b>109,200,000</b>	<b>91,000,000</b>	<b>86,749,764</b>	<b>22,450,236</b>	<b>4,250,236</b>
<b>21</b>	<b>Compensation of Employees</b>	<b>19,986,000</b>	<b>18,786,000</b>	<b>18,374,642</b>	<b>1,611,358</b>	<b>411,358</b>
21110	Personal Emoluments	17,838,000	16,586,250	16,345,208	1,492,792	241,042
21110001	Basic Salary	16,194,000	14,412,250	14,245,931	1,948,069	166,319
21110002	Salary Compensation-2015	184,000	184,000	160,055	23,945	23,945
21110004	Allowances	710,000	1,010,000	969,923	(259,923)	40,077
21110006	Cash in lieu of Leave	300,000	530,000	521,149	(221,149)	8,851
21110009	End-of-year Bonus	450,000	450,000	448,150	1,850	1,850
21111	Other Staff Costs	2,083,000	2,083,000	1,919,088	163,912	163,912
21111002	Travelling and Transport	2,008,000	2,008,000	1,919,088	88,912	88,912
21111100	Overtime	75,000	75,000	-	75,000	75,000
21210	Social Contributions	65,000	116,750	110,346	(45,346)	6,404
<b>22</b>	<b>Goods and Services</b>	<b>63,539,000</b>	<b>46,539,000</b>	<b>43,700,122</b>	<b>19,838,878</b>	<b>2,838,878</b>
22010	Cost of Utilities	34,000	33,500	24,755	9,245	8,745
22020	Fuel and Oil	400,000	400,000	49,725	350,275	350,275
22030	Rent	1,251,000	1,250,500	1,247,388	3,612	3,112
22040	Office Equipment and Furniture	15,000	15,000	6,210	8,790	8,790
22060	Maintenance	500,000	500,000	499,492	508	508
22100	Publications and Stationery	5,000	5,000	1,150	3,850	3,850
22120	Fees	325,000	325,000	265,754	59,246	59,246
22140	Medical Supplies, Drugs and Equipment	11,000,000	11,000,000	10,911,809	88,191	88,191
22140001	Medicine, Drugs and Vaccines	10,000,000	10,000,000	9,928,439	71,561	71,561
22140005	Medical Disposables and Minor Equipment	1,000,000	1,000,000	983,370	16,630	16,630
22900	Other Goods and Services of which	50,010,000	33,010,000	30,693,838	19,316,162	2,316,162
22900915	Multi Sectoral Response to HIV/AIDS Programme	31,500,000	26,500,000	24,401,551	7,098,449	2,098,449
22900925	Rehabilitation Programme for Alcoholics and Drug Addicts by NATReSA	18,000,000	6,000,000	6,000,000	12,000,000	-

## STATEMENT D 1

Detailed Statement of Expenditure of the Consolidated Fund  
for the financial year 2015-2016

Item No.	Details	Appropriation (a) Rs	Total Provisions after Supplementary Appropriation and Virement (b) Rs	Actual Expenditure (c) Rs	(Over)/Under Appropriation (a-c) Rs	(Over)/Under Total Provision (b-c) Rs
<b>Sub-Head 11-104: Treatment and Prevention of HIV and AIDS-continued</b>						
<b>26</b>	<b>Grants</b>	<b>23,175,000</b>	<b>23,175,000</b>	<b>23,175,000</b>	-	-
26313	Extra-Budgetary Units	23,175,000	23,175,000	23,175,000	-	-
26313051	National Agency for the Treatment and Rehabilitation of Substance Abusers	23,175,000	23,175,000	23,175,000	-	-
<b>28</b>	<b>Other Expense</b>	<b>2,500,000</b>	<b>2,500,000</b>	<b>1,500,000</b>	<b>1,000,000</b>	<b>1,000,000</b>
28211	Transfers to Non Profit Institutions	2,500,000	2,500,000	1,500,000	1,000,000	1,000,000
28211018	Prevention, Information et Lutte Contre Le SIDA (PILS)	1,500,000	1,500,000	1,500,000	-	-
28211054	Dr. Idriss Goomany Centre	1,000,000	1,000,000	-	1,000,000	1,000,000
<b>Capital Expenditure</b>		<b>5,000,000</b>	<b>5,000,000</b>	<b>4,800,000</b>	<b>200,000</b>	<b>200,000</b>
<b>31</b>	<b>Acquisition of Non-Financial Assets</b>	<b>5,000,000</b>	<b>5,000,000</b>	<b>4,800,000</b>	<b>200,000</b>	<b>200,000</b>
31121	Transport Equipment	5,000,000	5,000,000	4,800,000	200,000	200,000
31121801	Acquisition of Vehicles	5,000,000	5,000,000	4,800,000	200,000	200,000
<b>Total - Sub-Head 11-104: Treatment and Prevention of HIV and AIDS</b>		<b>114,200,000</b>	<b>96,000,000</b>	<b>91,549,764</b>	<b>22,650,236</b>	<b>4,450,236</b>
<b>Sub-Head 11-105: Prevention of Non-Communicable Diseases and Promotion of Quality of Life</b>						
<b>Recurrent Expenditure</b>		<b>69,700,000</b>	<b>42,700,000</b>	<b>37,935,881</b>	<b>31,764,119</b>	<b>4,764,119</b>
<b>21</b>	<b>Compensation of Employees</b>	<b>32,938,000</b>	<b>17,495,000</b>	<b>15,091,707</b>	<b>17,846,293</b>	<b>2,403,293</b>
21110	Personal Emoluments	29,249,000	13,806,000	12,821,506	16,427,494	984,494
21110001	Basic Salary	26,387,000	10,962,000	10,663,650	15,723,350	298,350
21110002	Salary Compensation-2015	616,000	616,000	164,100	451,900	451,900
21110004	Allowances	600,000	600,000	589,330	10,670	10,670
21110006	Cash in lieu of Leave	535,000	535,000	516,851	18,149	18,149
21110009	End-of-year Bonus	1,111,000	1,093,000	887,575	223,425	205,425
21111	Other Staff Costs	3,540,000	3,540,000	2,140,691	1,399,309	1,399,309
21111002	Travelling and Transport	3,528,000	3,528,000	2,132,620	1,395,380	1,395,380
21111100	Overtime	12,000	12,000	8,071	3,929	3,929
21210	Social Contributions	149,000	149,000	129,510	19,490	19,490
<b>22</b>	<b>Goods and Services</b>	<b>36,262,000</b>	<b>24,705,000</b>	<b>22,344,174</b>	<b>13,917,826</b>	<b>2,360,826</b>
22010	Cost of Utilities	55,000	73,000	56,916	(1,916)	16,084
22020	Fuel and Oil	750,000	750,000	56,591	693,409	693,409
22030	Rent	772,000	772,000	769,001	2,999	2,999
22040	Office Equipment and Furniture	85,000	85,000	21,815	63,185	63,185
22050	Office Expenses	285,000	285,000	284,245	755	755
22060	Maintenance	620,000	620,000	591,572	28,428	28,428
22100	Publications and Stationery	95,000	95,000	73,209	21,791	21,791
22120	Fees	3,500,000	3,625,000	3,609,852	(109,852)	15,148
22130	Studies & Surveys	5,600,000	3,100,000	3,099,223	2,500,777	777
22130007	NCD related studies and surveys	5,600,000	3,100,000	3,099,223	2,500,777	777



## STATEMENT D 1

Detailed Statement of Expenditure of the Consolidated Fund  
for the financial year 2015-2016

Item No.	Details	Appropriation (a) Rs	Total Provisions after Supplementary Appropriation and Virement (b) Rs	Actual Expenditure (c) Rs	(Over)/Under Appropriation (a-c) Rs	(Over)/Under Total Provision (b-c) Rs
<b>Sub-Head 11-105: Prevention of Non-Communicable Diseases and Promotion of Quality of Life-continued</b>						
22	<b>Goods and Services-contd.</b>					
22140	Medical Supplies, Drugs and Equipment	5,500,000	5,500,000	5,500,000	-	-
22140005	Medical Disposables and Minor Equipment	5,500,000	5,500,000	5,500,000	-	-
22900	Other Goods and Services of which	19,000,000	9,800,000	8,281,750	10,718,250	1,518,250
22900903	Awareness and Sensitisation Campaign	18,000,000	8,800,000	7,475,671	10,524,329	1,324,329
28	<b>Other Expense</b>	<b>500,000</b>	<b>500,000</b>	<b>500,000</b>	-	-
28211	Transfers to Non Profit Institutions	500,000	500,000	500,000	-	-
28211016	NGO's for Anti-Smoking and Anti-Alcohol Campaign	500,000	500,000	500,000	-	-
<b>Capital Expenditure</b>		<b>16,900,000</b>	<b>16,900,000</b>	<b>4,760,047</b>	<b>12,139,953</b>	<b>12,139,953</b>
31	<b>Acquisition of Non-Financial Assets</b>	<b>16,900,000</b>	<b>16,900,000</b>	<b>4,760,047</b>	<b>12,139,953</b>	<b>12,139,953</b>
31113	Other Structures (Quality of Life)	6,000,000	6,000,000	-	6,000,000	6,000,000
31113038	Amenities for Promotion of Quality of life	6,000,000	6,000,000	-	6,000,000	6,000,000
31121	Transport Equipment	4,000,000	4,000,000	3,171,861	828,139	828,139
31121801	Acquisition of Vehicles	4,000,000	4,000,000	3,171,861	828,139	828,139
31122	Other Machinery & Equipment	5,900,000	5,900,000	1,588,187	4,311,814	4,311,814
31122802	Acquisition of IT Equipment	900,000	900,000	-	900,000	900,000
31122999	Acquisition of Other Machinery and Equipment	5,000,000	5,000,000	1,588,187	3,411,814	3,411,814
31132	Intangible Fixed Assets	1,000,000	1,000,000	-	1,000,000	1,000,000
31132801	Acquisition of Software	1,000,000	1,000,000	-	1,000,000	1,000,000
<b>Total - Sub-Head 11-105: Prevention of Non-Communicable Diseases and Promotion of Quality of Life</b>		<b>86,600,000</b>	<b>59,600,000</b>	<b>42,695,928</b>	<b>43,904,072</b>	<b>16,904,072</b>
<b>Total-Ministry of Health and Quality of Life</b>		<b>9,720,000,000</b>	<b>9,903,000,000</b>	<b>9,685,952,746</b>	<b>34,047,254</b>	<b>217,047,254</b>

## STATEMENT D 1

Detailed Statement of Expenditure of the Consolidated Fund  
for the financial year 2015-2016

Item No.	Details	Appropriation (a) Rs	Total Provisions after Supplementary Appropriation and Virement (b) Rs	Actual Expenditure (c) Rs	(Over)/Under Appropriation (a-c) Rs	(Over)/Under Total Provision (b-c) Rs
<b>Ministry of Local Government</b>						
<b>Vote 12-1: Local Government</b>						
<b>Sub-Head 12-101: General</b>						
<b>Recurrent Expenditure</b>		<b>132,964,000</b>	<b>132,844,000</b>	<b>113,632,773</b>	<b>19,331,227</b>	<b>19,211,227</b>
<b>21</b>	<b>Compensation of Employees</b>	<b>121,674,000</b>	<b>120,984,000</b>	<b>104,316,230</b>	<b>17,357,770</b>	<b>16,667,770</b>
21110	Personal Emoluments	103,989,000	103,299,000	87,882,204	16,106,796	15,416,796
21110001	Basic Salary	82,419,000	81,729,000	70,641,816	11,777,184	11,087,184
21110002	Salary Compensation - 2015	2,570,000	2,570,000	2,194,238	375,762	375,762
21110004	Allowances	1,400,000	1,400,000	1,246,544	153,456	153,456
21110005	Extra Assistance	3,000,000	3,000,000	2,167,279	832,721	832,721
21110006	Cash in lieu of Leave	6,500,000	6,500,000	4,903,258	1,596,742	1,596,742
21110009	End-of-year Bonus	7,500,000	7,500,000	6,460,612	1,039,388	1,039,388
21110010	Service to Mauritius	600,000	600,000	268,456	331,544	331,544
21111	Other Staff Costs	16,035,000	16,035,000	14,805,826	1,229,174	1,229,174
21111001	Wages	3,375,000	3,375,000	2,872,104	502,896	502,896
21111002	Travelling and Transport	9,700,000	9,700,000	9,134,821	565,179	565,179
21111100	Overtime	2,900,000	2,900,000	2,740,701	159,299	159,299
21111200	Staff Welfare	60,000	60,000	58,200	1,800	1,800
21210	Social Contributions	1,650,000	1,650,000	1,628,200	21,800	21,800
<b>22</b>	<b>Goods and Services</b>	<b>11,290,000</b>	<b>11,860,000</b>	<b>9,316,543</b>	<b>1,973,457</b>	<b>2,543,457</b>
22010	Cost of Utilities	1,530,000	1,530,000	1,124,456	405,544	405,544
22020	Fuel and Oil	2,050,000	2,050,000	1,770,680	279,320	279,320
22030	Rent	2,040,000	2,090,000	2,015,404	24,596	74,596
22040	Office Equipment and Furniture	170,000	375,000	299,777	(129,777)	75,223
22050	Office Expenses	405,000	535,000	514,929	(109,929)	20,071
22060	Maintenance	1,000,000	1,050,000	766,559	233,441	283,441
22100	Publications and Stationery	635,000	665,000	518,487	116,513	146,513
22120	Fees	120,000	225,000	110,026	9,974	114,974
22900	Other Goods and Services	3,340,000	3,340,000	2,196,224	1,143,776	1,143,776
22900001	of which Uniforms	1,650,000	1,650,000	1,261,568	388,432	388,432
22900922	Improving effectiveness through Benchmarking and Capacity building	250,000	250,000	30,000	220,000	220,000
<b>Capital Expenditure</b>		<b>1,600,000</b>	<b>1,720,000</b>	<b>1,646,811</b>	<b>(46,811)</b>	<b>73,189</b>
<b>31</b>	<b>Acquisition of Non-Financial Assets</b>	<b>1,600,000</b>	<b>1,720,000</b>	<b>1,646,811</b>	<b>(46,811)</b>	<b>73,189</b>
31121	Transport Equipment	1,200,000	1,200,000	1,185,000	15,000	15,000
31121801	Acquisition of Vehicles	1,200,000	1,200,000	1,185,000	15,000	15,000
31122	Other Machinery & Equipment	400,000	520,000	461,811	(61,811)	58,189
<b>Total - Sub-Head 12-101: General</b>		<b>134,564,000</b>	<b>134,564,000</b>	<b>115,279,584</b>	<b>19,284,416</b>	<b>19,284,416</b>
<b>Sub-Head 12-102: Facilitation to Local Authorities</b>						
<b>Recurrent Expenditure</b>		<b>2,875,536,000</b>	<b>3,011,971,370</b>	<b>2,999,931,756</b>	<b>(124,395,756)</b>	<b>12,039,614</b>
<b>21</b>	<b>Compensation of Employees</b>	<b>42,741,000</b>	<b>42,291,000</b>	<b>34,843,290</b>	<b>7,897,710</b>	<b>7,447,710</b>
21110	Personal Emoluments	38,315,000	37,865,000	31,429,430	6,885,570	6,435,570
21110001	Basic Salary	32,974,000	32,524,000	28,163,629	4,810,371	4,360,371
21110002	Salary Compensation - 2015	1,000,000	1,000,000	780,414	219,586	219,586
21110004	Allowances	350,000	350,000	153,982	196,018	196,018
21110005	Extra Assistance	1,200,000	1,200,000	-	1,200,000	1,200,000
21110009	End-of-year Bonus	2,791,000	2,791,000	2,331,406	459,594	459,594
21111	Other Staff Costs	3,626,000	3,626,000	2,811,042	814,958	814,958
21111002	Travelling and Transport	3,599,000	3,599,000	2,788,602	810,398	810,398

## STATEMENT D 1

Detailed Statement of Expenditure of the Consolidated Fund  
for the financial year 2015-2016

Item No.	Details	Appropriation (a) Rs	Total Provisions after Supplementary Appropriation and Virement (b) Rs	Actual Expenditure (c) Rs	(Over)/Under Appropriation (a-c) Rs	(Over)/Under Total Provision (b-c) Rs
<b>Sub-Head 12-102: Facilitation to Local Authorities - continued</b>						
<b>21</b>	<b>Compensation of Employees - contd.</b>					
21111100	Overtime	20,000	20,000	19,622	378	378
21111200	Staff Welfare	7,000	7,000	2,818	4,182	4,182
21210	Social Contributions	800,000	800,000	602,818	197,182	197,182
<b>22</b>	<b>Goods and Services</b>	<b>9,035,000</b>	<b>9,485,000</b>	<b>5,013,837</b>	<b>4,021,163</b>	<b>4,471,163</b>
22030	Rent	500,000	500,000	-	500,000	500,000
22100	Publications and Stationery	250,000	350,000	237,177	12,823	112,823
22120	Fees	3,585,000	3,935,000	3,854,354	(269,354)	80,646
22900	Other Goods and Services	4,700,000	4,700,000	922,306	3,777,694	3,777,694
22900940	of which Operating expenses icw Centralised Unit for Building and Land Use Permits	3,500,000	3,500,000	-	3,500,000	3,500,000
<b>26</b>	<b>Grants</b>	<b>2,823,760,000</b>	<b>2,960,195,370</b>	<b>2,960,074,629</b>	<b>(136,314,629)</b>	<b>120,741</b>
26210	Contribution to International Organisations	260,000	260,000	140,053	119,947	119,947
26210076	Commonwealth Local Government Forum	260,000	260,000	140,053	119,947	119,947
26312	Grant to Local Authorities	2,823,500,000	2,959,935,370	2,959,934,576	(136,434,576)	794
26312001	Municipal Council of Port	524,900,000	524,900,000	524,899,967	33	33
26312002	Municipal Council of	269,300,000	269,300,000	269,299,904	97	97
26312003	Municipal Council of Vacoas/ Phoenix	286,100,000	303,519,297	303,519,201	(17,419,201)	97
26312004	Municipal Council of Beau Bassin/Rose Hill	307,200,000	307,200,000	307,199,966	35	35
26312005	Municipal Council of Quatre Bornes	246,800,000	246,800,000	246,799,912	88	88
26312009	District Council of Black	184,800,000	200,366,332	200,366,256	(15,566,256)	77
26312011	District Council of Pamplemousses	187,320,000	197,837,018	197,836,928	(10,516,928)	90
26312012	District Council of Riviere du Rempart	178,200,000	194,681,103	194,681,057	(16,481,057)	46
26312013	District Council of Moka	136,100,000	166,165,777	166,165,711	(30,065,711)	66
26312014	District Council of Flacq	187,700,000	207,775,382	207,775,361	(20,075,361)	22
26312015	District Council of Grand Port	181,140,000	201,198,101	201,198,008	(20,058,008)	93
26312016	District Council of Savanne	133,940,000	140,192,360	140,192,308	(6,252,308)	53
<b>Capital Expenditure</b>		<b>170,900,000</b>	<b>125,876,328</b>	<b>118,305,723</b>	<b>52,594,277</b>	<b>7,570,605</b>
<b>26</b>	<b>Grants</b>	<b>150,000,000</b>	<b>104,976,328</b>	<b>99,264,732</b>	<b>50,735,268</b>	<b>5,711,596</b>
26322	Local Authorities	150,000,000	104,976,328	99,264,732	50,735,268	5,711,596
26322030	Local Development Projects	150,000,000	104,976,328	99,264,732	50,735,268	5,711,596
<b>31</b>	<b>Acquisition of Non-Financial Assets</b>	<b>20,900,000</b>	<b>20,900,000</b>	<b>19,040,992</b>	<b>1,859,008</b>	<b>1,859,008</b>
31122	Other Machinery &	20,900,000	20,900,000	19,040,992	1,859,008	1,859,008
31122802	IT Equipment for Local Authorities (Business Facilitation)	4,200,000	4,200,000	2,374,616	1,825,384	1,825,384
31122999	Global Positioning System for scavenging vehicles of Local Authorities	16,700,000	16,700,000	16,666,376	33,625	33,625
<b>Total - Sub-Head 12-102: Facilitation to Local Authorities</b>		<b>3,046,436,000</b>	<b>3,137,847,698</b>	<b>3,118,237,479</b>	<b>(71,801,479)</b>	<b>19,610,219</b>
<b>Total - Vote 12-1: Local Government</b>		<b>3,181,000,000</b>	<b>3,272,411,698</b>	<b>3,233,517,063</b>	<b>(52,517,063)</b>	<b>38,894,635</b>

## STATEMENT D 1

Detailed Statement of Expenditure of the Consolidated Fund  
for the financial year 2015-2016

Item No.	Details	Appropriation (a) Rs	Total Provisions after Supplementary Appropriation and Virement (b) Rs	Actual Expenditure (c) Rs	(Over)/Under Appropriation (a-c) Rs	(Over)/Under Total Provision (b-c) Rs
<b>Vote 12-2: Fire Services</b>						
<b>Recurrent Expenditure</b>		<b>390,900,000</b>	<b>402,830,000</b>	<b>396,285,378</b>	<b>(5,385,378)</b>	<b>6,544,622</b>
<b>21</b>	<b>Compensation of Employees</b>	<b>334,472,000</b>	<b>347,383,000</b>	<b>346,888,602</b>	<b>(12,416,602)</b>	<b>494,398</b>
21110	Personal Emoluments	312,105,000	324,390,000	324,222,936	(12,117,936)	167,064
21110001	Basic Salary	233,135,000	235,785,000	235,712,856	(2,577,856)	72,144
21110002	Salary Compensation - 2015	6,670,000	5,670,000	5,619,066	1,050,934	50,934
21110004	Allowances	42,000,000	54,075,000	54,071,922	(12,071,922)	3,078
21110006	Cash in lieu of Leave	10,000,000	9,620,000	9,591,607	408,393	28,393
21110009	End-of-year Bonus	19,400,000	18,300,000	18,287,484	1,112,516	12,516
21110010	Service to Mauritius	900,000	940,000	940,000	(40,000)	-
21111	Other Staff Costs	18,615,000	19,115,000	18,788,563	(173,563)	326,437
21111002	Travelling and Transport	18,000,000	17,510,000	17,206,600	793,400	303,400
21111100	Overtime	575,000	1,565,000	1,561,995	(986,995)	3,005
21111200	Staff Welfare	40,000	40,000	19,968	20,032	20,032
21210	Social Contributions	3,752,000	3,878,000	3,877,103	(125,103)	897
<b>22</b>	<b>Goods and Services</b>	<b>56,423,000</b>	<b>55,442,000</b>	<b>49,391,776</b>	<b>7,031,224</b>	<b>6,050,224</b>
22010	Cost of Utilities	5,800,000	6,575,000	6,302,363	(502,363)	272,637
22020	Fuel and Oil	9,000,000	7,609,000	7,074,404	1,925,596	534,596
22030	Rent	6,433,000	6,283,000	5,703,410	729,590	579,590
22040	Office Equipment and	500,000	570,000	435,452	64,548	134,548
22050	Office Expenses	545,000	875,000	833,336	(288,336)	41,664
22060	Maintenance	15,900,000	16,450,000	14,860,023	1,039,977	1,589,977
	of which					
22060004	Vehicles & Motorcycles	12,000,000	11,000,000	9,460,357	2,539,643	1,539,643
22070	Cleaning Services	995,000	1,115,000	944,626	50,374	170,374
22090	Security	500,000	560,000	559,360	(59,360)	640
22100	Publications and Stationery	900,000	1,600,000	1,580,120	(680,120)	19,880
22120	Fees	4,450,000	3,555,000	3,406,256	1,043,744	148,744
22130	Studies & Surveys	1,000,000	-	-	1,000,000	-
22900	Other Goods and Services	10,400,000	10,250,000	7,692,426	2,707,574	2,557,574
	of which					
22900001	Uniforms	9,700,000	9,550,000	7,000,959	2,699,041	2,549,041
<b>28</b>	<b>Other Expense</b>	<b>5,000</b>	<b>5,000</b>	<b>5,000</b>	<b>-</b>	<b>-</b>
28211	Transfer to Non-Profit Institutions	5,000	5,000	5,000	-	-
<b>Capital Expenditure</b>		<b>70,100,000</b>	<b>71,170,000</b>	<b>64,247,249</b>	<b>5,852,751</b>	<b>6,922,751</b>
<b>31</b>	<b>Acquisition of Non-Financial Assets</b>	<b>70,100,000</b>	<b>71,170,000</b>	<b>64,247,249</b>	<b>5,852,751</b>	<b>6,922,751</b>
31112	Non-Residential Buildings	11,500,000	11,500,000	4,845,053	6,654,947	6,654,947
31112024	Construction of Fire Stations	6,000,000	6,000,000	-	6,000,000	6,000,000
	(c) New Rose Belle Fire Station	6,000,000	6,000,000	-	6,000,000	6,000,000
31112424	Upgrading of Fire Stations	5,500,000	5,500,000	4,845,053	654,947	654,947
31121	Transport Equipment	8,000,000	8,330,000	8,329,195	(329,195)	805
31121801	Acquisition of Vehicles	8,000,000	8,330,000	8,329,195	(329,195)	805
31122	Other Machinery &	50,600,000	51,340,000	51,073,001	(473,001)	266,999
31122403	Upgrading of Fire Fighting Equipment	3,000,000	3,570,000	3,565,000	(565,000)	5,000
31122802	Acquisition of IT Equipment (N 1)	5,000,000	5,500,000	5,408,024	(408,024)	91,976
31122803	Acquisition of Fire Fighting and Rescue Equipment (N 1)	42,300,000	41,970,000	41,849,343	450,657	120,657
31122999	Acquisition of Other Machinery and Equipment	300,000	300,000	250,634	49,366	49,366
<b>Total - Vote 12-2: Fire Services</b>		<b>461,000,000</b>	<b>474,000,000</b>	<b>460,532,627</b>	<b>467,373</b>	<b>13,467,373</b>
<b>Total - Ministry of Local Government</b>		<b>3,642,000,000</b>	<b>3,746,411,698</b>	<b>3,694,049,690</b>	<b>(52,049,690)</b>	<b>52,362,008</b>

## STATEMENT D 1

Detailed Statement of Expenditure of the Consolidated Fund  
for the financial year 2015-2016

Item No.	Details	Appropriation (a) Rs	Total Provisions after Supplementary Appropriation and Virement (b) Rs	Actual Expenditure (c) Rs	(Over)/Under Appropriation (a-c) Rs	(Over)/Under Total Provision (b-c) Rs
<b>Vote 13-1: Ministry of Social Integration and Economic Empowerment</b>						
<b>Recurrent Expenditure</b>		<b>256,000,000</b>	<b>256,000,000</b>	<b>206,158,170</b>	<b>49,841,830</b>	<b>49,841,830</b>
<b>21</b>	<b>Compensation of Employees</b>	<b>20,188,000</b>	<b>19,143,200</b>	<b>18,398,835</b>	<b>1,789,165</b>	<b>744,365</b>
21110	Personal Emoluments	17,813,000	16,903,000	16,223,857	1,589,143	679,143
21110001	Basic Salary	12,026,000	11,746,000	11,530,767	495,233	215,233
21110002	Salary Compensation - 2015	205,000	205,000	179,050	25,950	25,950
21110004	Allowances	1,100,000	1,135,000	1,116,212	(16,212)	18,788
21110005	Extra Assistance	2,000,000	1,335,000	1,241,350	758,650	93,650
21110006	Cash in lieu of Leave	515,000	515,000	490,670	24,330	24,330
21110009	End-of-year Bonus	1,017,000	1,017,000	976,551	40,449	40,449
21110010	Service to Mauritius	950,000	950,000	689,256	260,744	260,744
21111	Other Staff Costs	2,245,000	2,110,200	2,051,520	193,480	58,680
21111001	Wages	260,000	10,200	-	260,000	10,200
21111002	Travelling and Transport	1,630,000	1,630,000	1,594,473	35,527	35,527
21111100	Overtime	350,000	465,000	452,047	(102,047)	12,953
21111200	Staff Welfare	5,000	5,000	5,000	-	-
21210	Social Contributions	130,000	130,000	123,458	6,542	6,542
<b>22</b>	<b>Goods and Services</b>	<b>10,312,000</b>	<b>16,356,800</b>	<b>15,181,038</b>	<b>(4,869,038)</b>	<b>1,175,762</b>
22010	Cost of Utilities	1,550,000	1,597,000	1,530,819	19,182	66,182
22020	Fuel and Oil	115,000	115,000	88,963	26,037	26,037
22030	Rent	4,515,000	4,668,000	4,662,709	(147,709)	5,291
22040	Office Equipment and	150,000	259,000	175,355	(25,355)	83,645
22050	Office Expenses	155,000	218,800	174,653	(19,653)	44,147
22060	Maintenance	470,000	1,144,000	1,054,838	(584,838)	89,162
22100	Publications and Stationery	345,000	507,000	489,046	(144,046)	17,954
22120	Fees	1,207,000	1,022,000	894,385	312,615	127,615
22130	Studies & Surveys	1,200,000	1,162,000	1,043,730	156,270	118,270
	of which					
	Marshall Plan on Poverty	1,200,000	1,162,000	1,043,730	156,270	118,270
22170	Travelling within the Republic of Mauritius	225,000	225,000	188,488	36,512	36,512
22900	Other Goods and Services	380,000	5,439,000	4,878,054	(4,498,054)	560,946
<b>26</b>	<b>Grants</b>	<b>225,500,000</b>	<b>220,500,000</b>	<b>172,578,297</b>	<b>52,921,703</b>	<b>47,921,703</b>
26313	Extra-Budgetary Units	225,500,000	220,500,000	172,578,297	52,921,703	47,921,703
26313057	National Economic and Social Council	5,200,000	200,000	-	5,200,000	200,000
26313135	National Empowerment Foundation	220,300,000	220,300,000	172,578,297	47,721,703	47,721,703
	of which					
	(a) Operating costs(Incl. Rodrigues)	103,600,000	103,600,000	99,545,600	4,054,400	4,054,400
	(b) Welfare and Empowerment Programmes	116,700,000	116,700,000	73,032,697	43,667,303	43,667,303
	(i) Family Empowerment and Child Welfare	66,700,000	68,700,000	67,482,697	(782,697)	1,217,303
	(ii) Training and Placement for Unemployed	30,000,000	28,000,000	-	30,000,000	28,000,000
	(iii) Community Development for the Poor	20,000,000	20,000,000	5,550,000	14,450,000	14,450,000

## STATEMENT D 1

Detailed Statement of Expenditure of the Consolidated Fund  
for the financial year 2015-2016

Item No.	Details	Appropriation (a) Rs	Total Provisions after Supplementary Appropriation and Virement (b) Rs	Actual Expenditure (c) Rs	(Over)/Under Appropriation (a-c) Rs	(Over)/Under Total Provision (b-c) Rs
<b>Vote 13-1: Ministry of Social Integration and Economic Empowerment - continued</b>						
<b>Capital Expenditure</b>		<b>159,000,000</b>	<b>159,000,000</b>	<b>66,263,955</b>	<b>92,736,045</b>	<b>92,736,045</b>
<b>26</b>	<b>Grants</b>	<b>159,000,000</b>	<b>159,000,000</b>	<b>66,263,955</b>	<b>92,736,045</b>	<b>92,736,045</b>
26323	Extra-Budgetary Units	159,000,000	159,000,000	66,263,955	92,736,045	92,736,045
26323135	National Empowerment Foundation	159,000,000	159,000,000	66,263,955	92,736,045	92,736,045
	(i) Integrated Social Housing Projects	22,000,000	22,000,000	7,652,837	14,347,163	14,347,163
	(ii) Concrete-cum CIS	63,000,000	63,000,000	15,648,346	47,351,654	47,351,654
	(iii) Emergency Housing and Community Projects for Vulnerable Groups of which	74,000,000	74,000,000	42,962,772	31,037,228	31,037,228
	Houses- Rodrigues	50,000,000	22,000,000	1,231,928	48,768,072	20,768,072
	Others	24,000,000	52,000,000	41,730,844	(17,730,844)	10,269,156
<b>Total - Ministry of Social Integration and Economic Empowerment</b>		<b>415,000,000</b>	<b>415,000,000</b>	<b>272,422,125</b>	<b>142,577,875</b>	<b>142,577,875</b>
<b>Vote 14-1: Ministry of Foreign Affairs, Regional Integration and International Trade</b>						
<b>Sub-Head 14-101: General</b>						
<b>Recurrent Expenditure</b>		<b>74,300,000</b>	<b>74,400,000</b>	<b>61,267,886</b>	<b>13,032,114</b>	<b>13,132,114</b>
<b>21</b>	<b>Compensation of Employees</b>	<b>58,200,000</b>	<b>58,100,000</b>	<b>46,577,587</b>	<b>11,622,413</b>	<b>11,522,413</b>
21110	Personal Emoluments	52,330,000	52,130,000	41,625,740	10,704,260	10,504,260
21110001	Basic Salary	42,398,000	42,398,000	33,481,545	8,916,455	8,916,455
21110002	Salary Compensation - 2015	857,000	857,000	640,277	216,723	216,723
21110004	Allowances	1,950,000	1,950,000	1,759,463	190,537	190,537
21110005	Extra Assistance	2,100,000	1,900,000	1,605,414	494,586	294,586
21110006	Cash in lieu of Leave	1,525,000	1,525,000	1,485,749	39,251	39,251
21110009	End-of-year Bonus	3,500,000	3,500,000	2,653,292	846,708	846,708
21111	Other Staff Costs	5,240,000	5,340,000	4,466,677	773,323	873,323
21111001	Wages	340,000	340,000	221,336	118,664	118,664
21111002	Travelling and Transport	4,200,000	4,100,000	3,351,344	848,656	748,656
21111100	Overtime	700,000	900,000	893,996	(193,996)	6,004
21210	Social Contributions	630,000	630,000	485,170	144,830	144,830
<b>22</b>	<b>Goods and Services</b>	<b>16,100,000</b>	<b>16,300,000</b>	<b>14,690,299</b>	<b>1,409,701</b>	<b>1,609,701</b>
22010	Cost of Utilities	2,250,000	2,350,000	2,094,850	155,150	255,150
22030	Rent	11,160,000	10,810,000	10,301,788	858,212	508,212
22040	Office Equipment and	300,000	300,000	260,794	39,207	39,207
22050	Office Expenses	460,000	660,000	622,401	(162,401)	37,599
22060	Maintenance	1,225,000	1,225,000	615,575	609,425	609,425
22070	Cleaning Services	30,000	30,000	29,927	73	73
22100	Publications and Stationery	600,000	850,000	764,965	(164,965)	85,035
22900	Other Goods and Services	75,000	75,000	-	75,000	75,000
<b>Total - Sub-Head 14-101: General</b>		<b>74,300,000</b>	<b>74,400,000</b>	<b>61,267,886</b>	<b>13,032,114</b>	<b>13,132,114</b>
<b>Sub-Head 14-102: Foreign Relations</b>						
<b>Recurrent Expenditure</b>		<b>841,600,000</b>	<b>866,850,000</b>	<b>782,463,997</b>	<b>59,136,003</b>	<b>84,386,003</b>
<b>21</b>	<b>Compensation of Employees</b>	<b>405,410,000</b>	<b>402,510,000</b>	<b>361,507,138</b>	<b>43,902,862</b>	<b>41,002,862</b>
21110	Personal Emoluments	271,382,000	267,607,000	232,436,796	38,945,204	35,170,204
21110001	Basic Salary	114,862,000	114,862,000	99,238,647	15,623,353	15,623,353
21110002	Salary Compensation - 2015	1,130,000	1,130,000	862,912	267,088	267,088
21110004	Allowances	127,300,000	127,300,000	117,042,678	10,257,322	10,257,322
21110005	Extra Assistance	11,000,000	6,825,000	-	11,000,000	6,825,000

## STATEMENT D 1

Detailed Statement of Expenditure of the Consolidated Fund  
for the financial year 2015-2016

Item No.	Details	Appropriation (a) Rs	Total Provisions after Supplementary Appropriation and Virement (b) Rs	Actual Expenditure (c) Rs	(Over)/Under Appropriation (a-c) Rs	(Over)/Under Total Provision (b-c) Rs
<b>Sub-Head 14-102: Foreign Relations - continued</b>						
<b>21</b>	<b>Compensation of Employees - contd.</b>					
21110006	Cash in lieu of Leave	4,000,000	4,400,000	4,381,446	(381,446)	18,554
21110009	End-of-year Bonus	9,550,000	9,550,000	7,560,609	1,989,391	1,989,391
21110010	Service to Mauritius	3,540,000	3,540,000	3,350,505	189,495	189,495
21111	Other Staff Costs	132,820,000	133,695,000	128,067,633	4,752,367	5,627,367
21111001	Wages	99,400,000	99,400,000	97,451,598	1,948,402	1,948,402
21111002	Travelling and Transport	30,170,000	30,845,000	27,250,522	2,919,478	3,594,478
21111100	Overtime	3,100,000	3,300,000	3,240,313	(140,313)	59,687
21111200	Staff Welfare	150,000	150,000	125,200	24,800	24,800
21210	Social Contributions	1,208,000	1,208,000	1,002,709	205,291	205,291
<b>22</b>	<b>Goods and Services</b>	<b>249,405,000</b>	<b>250,315,000</b>	<b>209,160,555</b>	<b>40,244,445</b>	<b>41,154,445</b>
22010	Cost of Utilities	30,600,000	30,135,000	21,583,381	9,016,619	8,551,619
22020	Fuel and Oil	5,200,000	5,200,000	3,597,691	1,602,309	1,602,309
22030	Rent	156,500,000	150,650,000	137,722,740	18,777,260	12,927,260
22040	Office Equipment and	2,000,000	3,800,000	1,719,447	280,553	2,080,553
22050	Office Expenses	7,225,000	7,550,000	6,553,515	671,485	996,485
22060	Maintenance	16,400,000	16,400,000	11,494,282	4,905,718	4,905,718
22070	Cleaning Services	475,000	475,000	119,970	355,030	355,030
22090	Security	7,000,000	7,000,000	4,855,768	2,144,232	2,144,232
22100	Publications and Stationery	5,280,000	6,380,000	5,422,503	(142,503)	957,497
22120	Fees	1,175,000	1,175,000	807,132	367,868	367,868
22190	Overseas Travel - Staff posted in Embassies	14,000,000	18,000,000	13,042,161	957,839	4,957,839
22900	Other Goods and Services	3,550,000	3,550,000	2,241,966	1,308,034	1,308,034
22900099	Miscellaneous Expenses of which Commonwealth Climate Finance Skills Hub	1,000,000	1,000,000	217,196	782,804	782,804
<b>26</b>	<b>Grants</b>	<b>186,785,000</b>	<b>214,025,000</b>	<b>211,796,304</b>	<b>(25,011,304)</b>	<b>2,228,696</b>
26120	Capital	-	21,650,000	21,011,130	(21,011,130)	638,870
26120001	Donation to Government of India	-	7,550,000	7,096,260	(7,096,260)	453,740
26120009	Donation to Government of Comores	-	3,600,000	3,498,060	(3,498,060)	101,940
26120010	Donation to Government of Fiji	-	10,500,000	10,416,810	(10,416,810)	83,190
26210	Contribution to International Organisations	186,785,000	192,375,000	190,785,174	(4,000,174)	1,589,826
26210044	United Nations	11,500,000	10,520,000	10,518,642	981,358	1,358
26210045	African Union	29,400,000	40,101,000	40,100,658	(10,700,658)	342
26210046	African Caribbean and Pacific States	6,200,000	5,185,000	5,183,711	1,016,289	1,289
26210047	United Nations PeaceKeeping Operations	3,200,000	6,900,000	6,889,669	(3,689,669)	10,331
26210048	Commonwealth Foundation	800,000	818,450	818,411	(18,411)	39
26210049	Agence Intergouvernementale de la Francophonie	2,100,000	2,116,550	2,116,515	(16,515)	35
26210050	Commonwealth Secretariat	6,200,000	6,080,000	6,077,906	122,094	2,094
26210051	International Seabed	50,000	50,000	36,031	13,969	13,969
26210053	Group of G77-ECDC	185,000	185,000	175,548	9,453	9,453
26210056	IORA -- Membership Contribution	4,725,000	4,655,000	4,630,053	94,947	24,947
26210057	IOC Secretariat	22,300,000	22,300,000	20,927,538	1,372,462	1,372,462
26210058	SADC and Affiliated	67,000,000	56,299,000	56,252,013	10,747,987	46,987

## STATEMENT D 1

Detailed Statement of Expenditure of the Consolidated Fund  
for the financial year 2015-2016

Item No.	Details	Appropriation (a) Rs	Total Provisions after Supplementary Appropriation and Virement (b) Rs	Actual Expenditure (c) Rs	(Over)/Under Appropriation (a-c) Rs	(Over)/Under Total Provision (b-c) Rs
<b>Sub-Head 14-102: Foreign Relations - continued</b>						
<b>26</b>	<b>Grants - contd.</b>					
26210059	COMESA Council	32,625,000	36,625,000	36,531,029	(3,906,029)	93,971
26210151	International Exhibition	250,000	290,000	281,464	(31,464)	8,536
26210175	African Commission on Nuclear Energy	250,000	250,000	245,987	4,013	4,013
<b>Capital Expenditure</b>		<b>113,300,000</b>	<b>113,300,000</b>	<b>49,642,363</b>	<b>63,657,637</b>	<b>63,657,637</b>
<b>31</b>	<b>Acquisition of Non-Financial Assets</b>	<b>113,300,000</b>	<b>113,300,000</b>	<b>49,642,363</b>	<b>63,657,637</b>	<b>63,657,637</b>
31112	Non-Residential Buildings	75,900,000	75,900,000	26,358,973	49,541,027	49,541,027
31112047	Construction of Chancery and Staff Residence (Addis Ababa)	50,000,000	50,000,000	1,188,460	48,811,540	48,811,540
31112408	Upgrading of Chanceries	25,900,000	25,900,000	25,170,513	729,487	729,487
	(a) New Delhi Chancery & Staff Residence	1,200,000	1,200,000	1,058,106	141,894	141,894
	(b) London Chancery	1,700,000	1,700,000	1,618,951	81,049	81,049
	(c) Other Chanceries & Home Based Staff Residence (N 1)	23,000,000	23,000,000	22,493,460	506,540	506,540
31121	Transport Equipment	17,000,000	17,000,000	12,421,745	4,578,255	4,578,255
31122	Other Machinery & Equipment of which	20,400,000	20,400,000	10,861,645	9,538,355	9,538,355
31122402	Upgrading of IT Equipment (N 1)	300,000	7,600,000	7,542,726	(7,242,726)	57,274
<b>Total - Sub-Head 14-102: Foreign Relations</b>		<b>954,900,000</b>	<b>980,150,000</b>	<b>832,106,360</b>	<b>122,793,640</b>	<b>148,043,640</b>
<b>Sub-Head 14-103: International Trade</b>						
<b>Recurrent Expenditure</b>		<b>55,400,000</b>	<b>55,400,000</b>	<b>43,987,262</b>	<b>11,412,738</b>	<b>11,412,738</b>
<b>21</b>	<b>Compensation of Employees</b>	<b>34,000,000</b>	<b>34,380,000</b>	<b>27,851,860</b>	<b>6,148,140</b>	<b>6,528,140</b>
21110	Personal Emoluments	30,735,000	30,670,000	24,432,690	6,302,310	6,237,310
21110001	Basic Salary	26,079,000	26,079,000	20,632,674	5,446,326	5,446,326
21110002	Salary Compensation - 2015	484,000	484,000	347,509	136,491	136,491
21110004	Allowances	900,000	900,000	770,064	129,936	129,936
21110006	Cash in lieu of Leave	1,132,000	1,132,000	992,211	139,789	139,789
21110009	End-of-year Bonus	2,140,000	2,075,000	1,690,232	449,768	384,768
21111	Other Staff Costs	3,000,000	3,445,000	3,176,120	(176,120)	268,880
21111002	Travelling and Transport	2,250,000	2,695,000	2,687,033	(437,033)	7,967
21111100	Overtime	650,000	650,000	389,087	260,913	260,913
21111200	Staff Welfare	100,000	100,000	100,000	-	-
21210	Social Contributions	265,000	265,000	243,050	21,950	21,950
<b>22</b>	<b>Goods and Services</b>	<b>19,180,000</b>	<b>18,699,000</b>	<b>13,836,213</b>	<b>5,343,787</b>	<b>4,862,787</b>
22010	Cost of Utilities	1,550,000	1,550,000	1,406,527	143,473	143,473
22020	Fuel and Oil	150,000	150,000	69,372	80,628	80,628
22030	Rent	5,800,000	5,800,000	3,093,880	2,706,120	2,706,120
22040	Office Equipment and Furniture	300,000	300,000	187,740	112,260	112,260
22050	Office Expenses	390,000	390,000	348,888	41,112	41,112
22060	Maintenance	6,285,000	6,285,000	4,781,888	1,503,112	1,503,112
22100	Publications and Stationery	565,000	565,000	548,960	16,040	16,040
22120	Fees	3,500,000	3,400,000	3,167,334	332,666	232,666
22900	Other Goods and Services	640,000	259,000	231,624	408,376	27,376
<b>26</b>	<b>Grants</b>	<b>2,220,000</b>	<b>2,321,000</b>	<b>2,299,189</b>	<b>(79,189)</b>	<b>21,811</b>
26210	Contribution to International Organisations	2,220,000	2,321,000	2,299,189	(79,189)	21,811
26210054	World Trade Organisation	2,100,000	2,201,000	2,200,449	(100,449)	551
26210055	World Intellectual Property Organisation	120,000	120,000	98,740	21,260	21,260



## STATEMENT D 1

Detailed Statement of Expenditure of the Consolidated Fund  
for the financial year 2015-2016

Item No.	Details	Appropriation (a) Rs	Total Provisions after Supplementary Appropriation and Virement (b) Rs	Actual Expenditure (c) Rs	(Over)/Under Appropriation (a-c) Rs	(Over)/Under Total Provision (b-c) Rs
<b>Sub-Head 14-103: International Trade - continued</b>						
<b>Capital Expenditure</b>		<b>1,700,000</b>	<b>1,700,000</b>	<b>674,040</b>	<b>1,025,960</b>	<b>1,025,960</b>
31	<b>Acquisition of Non-Financial Assets</b>	<b>1,700,000</b>	<b>1,700,000</b>	<b>674,040</b>	<b>1,025,960</b>	<b>1,025,960</b>
31122	Other Machinery and Equipment	1,700,000	1,700,000	674,040	1,025,960	1,025,960
<b>Total - Sub-Head 14-103: International Trade</b>		<b>57,100,000</b>	<b>57,100,000</b>	<b>44,661,302</b>	<b>12,438,698</b>	<b>12,438,698</b>
<b>Total - Ministry of Foreign Affairs, Regional Integration and International Trade</b>		<b>1,086,300,000</b>	<b>1,111,650,000</b>	<b>938,035,548</b>	<b>148,264,452</b>	<b>173,614,452</b>
<b>ATTORNEY-GENERAL'S OFFICE</b>						
<b>Vote 15-1: Office of The Solicitor-General</b>						
<b>Recurrent Expenditure</b>		<b>194,500,000</b>	<b>209,915,000</b>	<b>164,577,251</b>	<b>29,922,749</b>	<b>45,337,749</b>
21	<b>Compensation of Employees</b>	<b>93,275,000</b>	<b>89,193,000</b>	<b>85,711,496</b>	<b>7,563,504</b>	<b>3,481,504</b>
21110	Personal Emoluments	82,625,000	78,573,000	75,183,056	7,441,944	3,389,944
21110001	Basic Salary	66,044,000	60,732,000	58,615,939	7,428,061	2,116,061
21110002	Salary Compensation - 2015	1,100,000	1,100,000	837,720	262,280	262,280
21110004	Allowances	6,147,000	7,407,000	6,876,506	(729,506)	530,494
21110005	Extra Assistance	1,130,000	1,130,000	694,501	435,499	435,499
21110006	Cash in lieu of Leave	1,924,000	1,924,000	1,924,000	-	-
21110009	End-of-year Bonus	5,560,000	4,760,000	4,750,092	809,908	9,908
21110010	Service to Mauritius	720,000	1,520,000	1,484,298	(764,298)	35,702
21111	Other Staff Costs	10,110,000	10,080,000	9,988,490	121,510	91,510
21111002	Travelling and Transport	8,750,000	8,720,000	8,668,063	81,937	51,937
21111100	Overtime	1,300,000	1,300,000	1,262,227	37,773	37,773
21111200	Staff Welfare	60,000	60,000	58,200	1,800	1,800
21210	Social Contributions	540,000	540,000	539,950	50	50
22	<b>Goods and Services</b>	<b>82,830,000</b>	<b>102,327,000</b>	<b>60,546,434</b>	<b>22,283,566</b>	<b>41,780,566</b>
22010	Cost of Utilities	2,245,000	2,245,000	2,070,426	174,574	174,574
22020	Fuel and Oil	50,000	50,000	44,175	5,825	5,825
22030	Rent	16,200,000	16,200,000	16,080,863	119,137	119,137
22040	Office Equipment and Furniture	700,000	900,000	871,981	(171,981)	28,019
22050	Office Expenses	525,000	575,000	571,247	(46,247)	3,753
22060	Maintenance	1,925,000	2,025,000	1,297,398	627,602	727,602
22070	Cleaning Services	165,000	165,000	161,460	3,540	3,540
22090	Security	200,000	200,000	151,800	48,200	48,200
22100	Publications and Stationery	14,050,000	19,435,000	9,155,515	4,894,485	10,279,485
22120	Fees	44,580,000	58,392,000	28,503,122	16,076,878	29,888,878
22900	Other Goods and Services	2,190,000	2,140,000	1,638,446	551,554	501,554
26	<b>Grants</b>	<b>18,395,000</b>	<b>18,395,000</b>	<b>18,319,321</b>	<b>75,679</b>	<b>75,679</b>
26210	Contribution to International Organisations	695,000	695,000	619,321	75,679	75,679
26313	Extra-Budgetary Units	17,700,000	17,700,000	17,700,000	-	-
26313029	Law Reform Commission	17,700,000	17,700,000	17,700,000	-	-
<b>Capital Expenditure</b>		<b>11,000,000</b>	<b>3,385,000</b>	<b>112,700</b>	<b>10,887,300</b>	<b>3,272,300</b>
31	<b>Acquisition of Non-Financial Assets</b>	<b>11,000,000</b>	<b>3,385,000</b>	<b>112,700</b>	<b>10,887,300</b>	<b>3,272,300</b>
31113	Other Structures	2,000,000	510,000	-	2,000,000	510,000
31113040	Construction of Footbridge	2,000,000	510,000	-	2,000,000	510,000

## STATEMENT D 1

Detailed Statement of Expenditure of the Consolidated Fund  
for the financial year 2015-2016

Item No.	Details	Appropriation (a) Rs	Total Provisions after Supplementary Appropriation and Virement (b) Rs	Actual Expenditure (c) Rs	(Over)/Under Appropriation (a-c) Rs	(Over)/Under Total Provision (b-c) Rs
<b>Vote 15-1: Office of The Solicitor-General - continued</b>						
<b>31</b>	<b>Acquisition of Non-Financial Assets - contd.</b>					
31133	Furnitures, Fixtures & Fittings	9,000,000	2,875,000	112,700	8,887,300	2,762,300
31133801	Acquisition of Furnitures, Fixtures & Fittings	9,000,000	2,875,000	112,700	8,887,300	2,762,300
<b>Total - Vote 15-1: Office of The Solicitor-General</b>		<b>205,500,000</b>	<b>213,300,000</b>	<b>164,689,951</b>	<b>40,810,049</b>	<b>48,610,049</b>
<b>Vote 15-2: Office of The Director of Public Prosecutions</b>						
<b>Recurrent Expenditure</b>		<b>117,200,000</b>	<b>117,200,000</b>	<b>99,363,800</b>	<b>17,836,200</b>	<b>17,836,200</b>
<b>21</b>	<b>Compensation of Employees</b>	<b>95,020,000</b>	<b>92,762,000</b>	<b>80,281,338</b>	<b>14,738,662</b>	<b>12,480,662</b>
21110	Personal Emoluments	83,440,000	81,112,000	69,571,216	13,868,784	11,540,784
21110001	Basic Salary	59,960,000	58,936,000	49,680,168	10,279,832	9,255,832
21110002	Salary Compensation - 2015	1,100,000	1,100,000	671,037	428,963	428,963
21110004	Allowances	10,000,000	10,000,000	8,442,320	1,557,680	1,557,680
21110005	Extra Assistance	480,000	480,000	480,000	-	-
21110006	Cash in lieu of Leave	1,500,000	1,585,200	1,585,156	(85,156)	44
21110009	End-of-year Bonus	5,300,000	4,154,800	4,022,138	1,277,862	132,662
21110010	Service to Mauritius	5,100,000	4,856,000	4,690,397	409,603	165,603
21111	Other Staff Costs	10,960,000	11,030,000	10,237,813	722,187	792,187
21111002	Travelling and Transport	10,100,000	10,100,000	9,312,112	787,888	787,888
21111100	Overtime	800,000	870,000	867,501	(67,501)	2,499
21111200	Staff Welfare	60,000	60,000	58,200	1,800	1,800
21210	Social Contributions	620,000	620,000	472,309	147,691	147,691
<b>22</b>	<b>Goods and Services</b>	<b>20,600,000</b>	<b>22,858,000</b>	<b>17,938,111</b>	<b>2,661,889</b>	<b>4,919,889</b>
22010	Cost of Utilities	2,450,000	2,450,000	2,203,240	246,760	246,760
22020	Fuel and Oil	160,000	160,000	155,537	4,463	4,463
22030	Rent	1,050,000	1,050,000	1,043,463	6,537	6,537
22040	Office Equipment and Furniture	1,200,000	1,200,000	1,166,890	33,110	33,110
22050	Office Expenses	350,000	354,000	348,827	1,173	5,173
22060	Maintenance	565,000	2,115,000	2,069,472	(1,504,472)	45,528
22070	Cleaning Services	450,000	450,000	402,408	47,592	47,592
22090	Security	1,050,000	1,294,000	1,293,750	(243,750)	250
22100	Publications and Stationery	2,650,000	3,110,000	2,990,307	(340,307)	119,693
22120	Fees	6,550,000	6,550,000	3,616,972	2,933,028	2,933,028
22170	Travelling within the Republic of Mauritius	300,000	300,000	59,831	240,169	240,169
22900	Other Goods and Services	3,825,000	3,825,000	2,587,414	1,237,586	1,237,586
<b>26</b>	<b>Grants</b>	<b>1,580,000</b>	<b>1,580,000</b>	<b>1,144,351</b>	<b>435,649</b>	<b>435,649</b>
26210	Contribution to International Organisations	1,580,000	1,580,000	1,144,351	435,649	435,649
26210104	International Criminal Court	1,500,000	1,488,000	1,102,445	397,555	385,555
26210179	International Association of Prosecutors	30,000	42,000	41,906	(11,906)	94
26210180	Africa Prosecutors' Association	50,000	50,000	-	50,000	50,000
<b>Capital Expenditure</b>		<b>7,000,000</b>	<b>7,000,000</b>	<b>4,403,793</b>	<b>2,596,207</b>	<b>2,596,207</b>
<b>31</b>	<b>Acquisition of Non-Financial Assets</b>	<b>7,000,000</b>	<b>7,000,000</b>	<b>4,403,793</b>	<b>2,596,207</b>	<b>2,596,207</b>
31133	Furniture, Fixtures & Fittings	7,000,000	7,000,000	4,403,793	2,596,207	2,596,207
<b>Total - Vote 15-2: Office of The Director of Public Prosecutions</b>		<b>124,200,000</b>	<b>124,200,000</b>	<b>103,767,593</b>	<b>20,432,407</b>	<b>20,432,407</b>

## STATEMENT D 1

Detailed Statement of Expenditure of the Consolidated Fund  
for the financial year 2015-2016

Item No.	Details	Appropriation (a) Rs	Total Provisions after Supplementary Appropriation and Virement (b) Rs	Actual Expenditure (c) Rs	(Over)/Under Appropriation (a-c) Rs	(Over)/Under Total Provision (b-c) Rs
<b>Vote 15-3: Office of The Parliamentary Counsel</b>						
<b>Recurrent Expenditure</b>		<b>21,000,000</b>	<b>18,450,000</b>	<b>15,281,801</b>	<b>5,718,199</b>	<b>3,168,199</b>
<b>21</b>	<b>Compensation of Employees</b>	<b>21,000,000</b>	<b>18,450,000</b>	<b>15,281,801</b>	<b>5,718,199</b>	<b>3,168,199</b>
21110	Personal Emoluments	18,525,000	15,775,000	12,608,494	5,916,506	3,166,506
21110001	Basic Salary	14,289,000	11,539,000	9,216,360	5,072,640	2,322,640
21110002	Salary Compensation - 2015	190,000	190,000	77,594	112,406	112,406
21110004	Allowances	1,860,000	1,860,000	1,859,550	450	450
21110006	Cash in lieu of Leave	736,000	736,000	685,324	50,676	50,676
21110009	End-of-year Bonus	1,450,000	1,450,000	769,667	680,334	680,334
21111	Other Staff Costs	2,350,000	2,550,000	2,548,306	(198,306)	1,694
21111002	Travelling and Transport	2,350,000	2,550,000	2,548,306	(198,306)	1,694
21210	Social Contributions	125,000	125,000	125,000	-	-
<b>Total - Vote 15-3: Office of The Parliamentary Counsel</b>		<b>21,000,000</b>	<b>18,450,000</b>	<b>15,281,801</b>	<b>5,718,199</b>	<b>3,168,199</b>
<b>Total - Attorney-General's Office</b>		<b>350,700,000</b>	<b>355,950,000</b>	<b>283,739,345</b>	<b>66,960,655</b>	<b>72,210,655</b>
<b>Vote 16-1: Ministry of Agro-Industry and Food Security</b>						
<b>Sub-Head 16-101: General</b>						
<b>Recurrent Expenditure</b>		<b>188,217,000</b>	<b>188,517,000</b>	<b>157,274,905</b>	<b>30,942,095</b>	<b>31,242,095</b>
<b>21</b>	<b>Compensation of Employees</b>	<b>138,940,000</b>	<b>138,940,000</b>	<b>123,223,758</b>	<b>15,716,242</b>	<b>15,716,242</b>
21110	Personal Emoluments	123,640,000	123,340,000	108,823,792	14,816,208	14,516,208
21110001	Basic Salary	92,680,000	92,680,000	84,758,012	7,921,988	7,921,988
21110002	Salary Compensation - 2015	2,125,000	1,825,000	1,537,699	587,301	287,301
21110004	Allowances	4,200,000	4,200,000	2,685,187	1,514,813	1,514,813
21110005	Extra Assistance	4,300,000	4,300,000	1,910,544	2,389,456	2,389,456
21110006	Cash in lieu of Leave	4,000,000	4,000,000	3,553,341	446,659	446,659
21110009	End-of-year Bonus	7,200,000	7,200,000	7,186,800	13,200	13,200
21110010	Service to Mauritius	6,335,000	6,335,000	4,415,846	1,919,154	1,919,154
21110011	Redeployment of Ex-Parastatal Employees to Government	2,800,000	2,800,000	2,776,364	23,636	23,636
21111	Other Staff Costs	14,000,000	14,300,000	13,201,657	798,343	1,098,343
21111001	Wages	50,000	50,000	21,300	28,700	28,700
21111002	Travelling and Transport	11,200,000	11,200,000	10,145,616	1,054,384	1,054,384
21111100	Overtime	2,300,000	2,600,000	2,600,000	(300,000)	-
21111200	Staff Welfare	450,000	450,000	434,741	15,259	15,259
21210	Social Contributions	1,300,000	1,300,000	1,198,310	101,690	101,690
<b>22</b>	<b>Goods and Services</b>	<b>49,277,000</b>	<b>49,577,000</b>	<b>34,051,147</b>	<b>15,225,853</b>	<b>15,525,853</b>
22010	Cost of Utilities	4,550,000	4,550,000	4,506,588	43,412	43,412
22020	Fuel and Oil	325,000	325,000	324,038	962	962
22030	Rent	15,642,000	15,642,000	15,429,754	212,246	212,246
22040	Office Equipment and	1,400,000	1,400,000	1,310,404	89,596	89,596
22050	Office Expenses	1,325,000	1,425,000	1,423,891	(98,891)	1,109
22060	Maintenance	2,500,000	2,500,000	2,107,194	392,806	392,806
22070	Cleaning Services	400,000	400,000	260,911	139,090	139,090
22100	Publications and Stationery	2,185,000	2,185,000	1,740,101	444,899	444,899
22120	Fees	6,035,000	6,035,000	3,115,042	2,919,958	2,919,958
22130	Studies & Surveys	13,000,000	13,000,000	1,726,108	11,273,892	11,273,892
	<i>of which</i>					
22130001	Studies (incl. Bagasse transfer pricing and Cane Harvest Logistics)	12,000,000	12,000,000	811,263	11,188,737	11,188,737
22900	Other Goods and Services	1,915,000	2,115,000	2,107,117	(192,117)	7,883

## STATEMENT D 1

Detailed Statement of Expenditure of the Consolidated Fund  
for the financial year 2015-2016

Item No.	Details	Appropriation (a) Rs	Total Provisions after Supplementary Appropriation and Virement (b) Rs	Actual Expenditure (c) Rs	(Over)/Under Appropriation (a-c) Rs	(Over)/Under Total Provision (b-c) Rs
<b>Sub-Head 16-101: General - continued</b>						
<b>Capital Expenditure</b>		<b>7,000,000</b>	<b>7,000,000</b>	<b>4,469,430</b>	<b>2,530,570</b>	<b>2,530,570</b>
31	<b>Acquisition of Non-Financial Assets</b>	<b>7,000,000</b>	<b>7,000,000</b>	<b>4,469,430</b>	<b>2,530,570</b>	<b>2,530,570</b>
31122	Other Machinery &	2,000,000	2,000,000	1,794,649	205,351	205,351
31132	Intangible Fixed Assets	5,000,000	5,000,000	2,674,781	2,325,219	2,325,219
31132401	e-Government Projects (e-Agro-Industry)	5,000,000	5,000,000	2,674,781	2,325,219	2,325,219
<b>Total - Sub-Head 16-101: General</b>		<b>195,217,000</b>	<b>195,517,000</b>	<b>161,744,335</b>	<b>33,472,665</b>	<b>33,772,665</b>
<b>Sub-Head 16-102: Competitiveness of the Sugar Cane Sector</b>						
<b>Recurrent Expenditure</b>		<b>216,100,000</b>	<b>362,800,000</b>	<b>360,365,875</b>	<b>(144,265,875)</b>	<b>2,434,125</b>
21	<b>Compensation of Employees</b>	<b>47,670,000</b>	<b>34,570,000</b>	<b>32,439,460</b>	<b>15,230,540</b>	<b>2,130,540</b>
21110	Personal Emoluments	43,420,000	31,420,000	30,068,915	13,351,085	1,351,085
21110001	Basic Salary	35,310,000	24,310,000	23,895,231	11,414,769	414,769
21110002	Salary Compensation - 2015	910,000	910,000	551,725	358,275	358,275
21110004	Allowances	100,000	100,000	31,377	68,623	68,623
21110006	Cash in lieu of Leave	2,000,000	1,000,000	916,767	1,083,233	83,233
21110009	End-of-year Bonus	3,100,000	3,100,000	2,673,814	426,186	426,186
21110011	Redeployment of Ex-SPI Employees to Government	2,000,000	2,000,000	2,000,000	-	-
21111	Other Staff Costs	3,500,000	2,400,000	1,949,998	1,550,002	450,002
21111002	Travelling and Transport	2,500,000	1,700,000	1,311,251	1,188,749	388,749
21111100	Overtime	1,000,000	700,000	638,747	361,253	61,253
21210	Social Contributions	750,000	750,000	420,547	329,453	329,453
22	<b>Goods and Services</b>	<b>430,000</b>	<b>430,000</b>	<b>126,415</b>	<b>303,585</b>	<b>303,585</b>
22900	Other Goods and Services	430,000	430,000	126,415	303,585	303,585
26	<b>Grants</b>	<b>103,000,000</b>	<b>105,800,000</b>	<b>105,800,000</b>	<b>(2,800,000)</b>	<b>-</b>
26313	Extra-Budgetary Units	103,000,000	105,800,000	105,800,000	(2,800,000)	-
26313028	Irrigation Authority	103,000,000	105,800,000	105,800,000	(2,800,000)	-
28	<b>Other Expense</b>	<b>65,000,000</b>	<b>222,000,000</b>	<b>222,000,000</b>	<b>(157,000,000)</b>	<b>-</b>
28212	Transfers to Households	-	137,000,000	137,000,000	(137,000,000)	-
28213	Transfers to Non Financial Public Corporations	65,000,000	85,000,000	85,000,000	(20,000,000)	-
28213021	Mauritius Cane Industry Authority	65,000,000	85,000,000	85,000,000	(20,000,000)	-
<b>Capital Expenditure</b>		<b>447,000,000</b>	<b>455,000,000</b>	<b>446,922,875</b>	<b>77,125</b>	<b>8,077,125</b>
26	<b>Grants</b>	<b>12,000,000</b>	<b>20,000,000</b>	<b>20,000,000</b>	<b>(8,000,000)</b>	<b>-</b>
26323	Extra-Budgetary Units	12,000,000	20,000,000	20,000,000	(8,000,000)	-
26323028	Irrigation Authority	12,000,000	20,000,000	20,000,000	(8,000,000)	-
28	<b>Other Expense</b>	<b>435,000,000</b>	<b>435,000,000</b>	<b>426,922,875</b>	<b>8,077,125</b>	<b>8,077,125</b>
28223	Non Financial Public Corporations	30,000,000	30,000,000	24,390,000	5,610,000	5,610,000
28223021	Mauritius Cane Industry Authority (N 1)	30,000,000	30,000,000	24,390,000	5,610,000	5,610,000
28225	Transfers to Private	405,000,000	405,000,000	402,532,875	2,467,125	2,467,125
28225001	Accompanying Measures for Sugar Sector Derocking of Small Sugarcane Planters' Lands (Incl FORIP and Fair Trade projects)	405,000,000	405,000,000	402,532,875	2,467,125	2,467,125
<b>Total - Sub-Head 16-102: Competitiveness of the Sugar Cane Sector</b>		<b>663,100,000</b>	<b>817,800,000</b>	<b>807,288,749</b>	<b>(144,188,749)</b>	<b>10,511,251</b>

## STATEMENT D 1

Detailed Statement of Expenditure of the Consolidated Fund  
for the financial year 2015-2016

Item No.	Details	Appropriation (a) Rs	Total Provisions after Supplementary Appropriation and Virement (b) Rs	Actual Expenditure (c) Rs	(Over)/Under Appropriation (a-c) Rs	(Over)/Under Total Provision (b-c) Rs
<b>Sub-Head 16-103: Development of Non Sugar (Crop) Sector</b>						
<b>Recurrent Expenditure</b>		<b>638,904,000</b>	<b>628,904,000</b>	<b>587,927,421</b>	<b>50,976,579</b>	<b>40,976,579</b>
<b>21</b>	<b>Compensation of Employees</b>	<b>352,999,000</b>	<b>331,405,260</b>	<b>316,818,152</b>	<b>36,180,848</b>	<b>14,587,108</b>
21110	Personal Emoluments	312,299,000	287,505,260	278,258,195	34,040,805	9,247,065
21110001	Basic Salary	258,124,000	234,724,000	228,987,772	29,136,228	5,736,228
21110002	Salary Compensation - 2015	8,275,000	7,310,000	5,651,444	2,623,556	1,658,556
21110004	Allowances	2,100,000	2,100,000	1,665,357	434,643	434,643
21110006	Cash in lieu of Leave	9,500,000	9,071,260	8,868,118	631,882	203,142
21110009	End-of-year Bonus	18,500,000	18,500,000	18,499,124	876	876
21110011	Redeployment of Ex-Parastatal Employees to	15,800,000	15,800,000	14,586,380	1,213,620	1,213,620
21111	Other Staff Costs	36,500,000	39,700,000	34,684,083	1,815,917	5,015,917
21111001	Wages	3,000,000	3,000,000	630,076	2,369,924	2,369,924
21111002	Travelling and Transport	30,000,000	30,000,000	27,362,342	2,637,658	2,637,658
21111100	Overtime	3,500,000	6,700,000	6,691,665	(3,191,665)	8,335
21210	Social Contributions	4,200,000	4,200,000	3,875,874	324,126	324,126
<b>22</b>	<b>Goods and Services</b>	<b>85,500,000</b>	<b>87,500,000</b>	<b>72,817,281</b>	<b>12,682,719</b>	<b>14,682,719</b>
22010	Cost of Utilities	8,350,000	8,350,000	7,943,732	406,268	406,268
22020	Fuel and Oil	6,650,000	6,650,000	6,181,915	468,085	468,085
22030	Rent	1,080,000	1,080,000	1,055,195	24,805	24,805
22040	Office Equipment and	600,000	600,000	545,625	54,375	54,375
22050	Office Expenses	650,000	650,000	539,516	110,484	110,484
22060	Maintenance	11,500,000	11,500,000	10,374,231	1,125,769	1,125,769
22090	Security	11,000,000	11,000,000	10,998,186	1,814	1,814
22100	Publications and Stationery	825,000	825,000	334,409	490,591	490,591
22120	Fees	9,755,000	9,755,000	8,674,124	1,080,876	1,080,876
22120008	of which Fees to Consultants (incl. Reimbursable Technical Assistance - IFAD)	8,500,000	8,500,000	8,499,992	8	8
22130	Studies & Surveys	10,500,000	10,500,000	290,815	10,209,185	10,209,185
22130002	Surveys (incl. Reimbursable Technical Assistance - IFAD)	10,500,000	10,500,000	290,815	10,209,185	10,209,185
22140	Medical Supplies, Drugs and Equipment	600,000	600,000	585,819	14,181	14,181
22150	Scientific and Laboratory Equipment and Supplies	4,000,000	4,000,000	3,973,246	26,754	26,754
22900	Other Goods and Services of which	19,990,000	21,990,000	21,320,469	(1,330,469)	669,531
	Green Agricultural Certificatio	8,000,000	14,000,000	13,633,185	(5,633,185)	366,815
<b>25</b>	<b>Subsidies</b>	<b>55,600,000</b>	<b>55,600,000</b>	<b>45,951,492</b>	<b>9,648,508</b>	<b>9,648,508</b>
25210	Non Financial Private Enterprises	55,600,000	55,600,000	45,951,492	9,648,508	9,648,508
25210005	Freight Rebate Scheme	25,000,000	21,640,000	14,891,744	10,108,256	6,748,256
25210006	APEXHOM	400,000	400,000	-	400,000	400,000
25210009	Fruit Growers (Bat net)	5,000,000	8,360,000	8,359,668	(3,359,668)	332
25210010	Agro-processing SMEs (Premarket test)	5,200,000	5,200,000	3,514,185	1,685,815	1,685,815
25210011	Crop Producers (Compost)	15,000,000	15,000,000	14,185,896	814,104	814,104
25210012	Seed Purchase Scheme (Potato, Onion and Garlic)	5,000,000	5,000,000	5,000,000	-	-
<b>26</b>	<b>Grants</b>	<b>139,805,000</b>	<b>148,970,000</b>	<b>146,911,756</b>	<b>(7,106,756)</b>	<b>2,058,245</b>
26210	Contribution to International Organisations	4,805,000	4,805,000	2,747,155	2,057,845	2,057,845
26210078	Commonwealth Agricultural Bureau	290,000	290,000	289,951	49	49

## STATEMENT D 1

Detailed Statement of Expenditure of the Consolidated Fund  
for the financial year 2015-2016

Item No.	Details	Appropriation (a) Rs	Total Provisions after Supplementary Appropriation and Virement (b) Rs	Actual Expenditure (c) Rs	(Over)/Under Appropriation (a-c) Rs	(Over)/Under Total Provision (b-c) Rs
<b>Sub-Head 16-103: Development of Non Sugar (Crop) Sector - continued</b>						
<b>26</b>	<b>Grants - contd.</b>					
26210079	Food and Agricultural Organisation	2,500,000	2,500,000	2,269,331	230,669	230,669
26210081	International Centre for Genetic Engineering & International Plant & Soil Analytical Exchange	170,000	170,000	170,000	-	-
26210083	FAPAS Programme UK	200,000	200,000	-	200,000	200,000
26210086	SADC Regional Food Security Programme	10,000	10,000	-	10,000	10,000
26210087	Trust Fund for the Bio Safety Protocol of the UN Environment Programme	1,600,000	1,600,000	-	1,600,000	1,600,000
26210088	Trust Fund for the Bio Safety Protocol of the UN Environment Programme	35,000	35,000	17,873	17,127	17,127
26313	Extra-Budgetary Units	135,000,000	144,165,000	144,164,600	(9,164,600)	400
26313019	Food and Agricultural Research and Extension of which	126,000,000	134,900,000	134,900,000	(8,900,000)	-
	Chemical Free Bio-Foods Promotion	1,000,000	1,000,000	-	1,000,000	1,000,000
26313084	Small Farmers Welfare Fund	9,000,000	9,265,000	9,264,600	(264,600)	400
<b>28</b>	<b>Other Expense</b>	<b>5,000,000</b>	<b>5,428,740</b>	<b>5,428,740</b>	<b>(428,740)</b>	<b>-</b>
28215	Transfers to Private	5,000,000	5,428,740	5,428,740	(428,740)	-
28215003	Sheltered Farming	5,000,000	5,000,000	5,000,000	-	-
<b>Capital Expenditure</b>		<b>124,600,000</b>	<b>117,716,000</b>	<b>58,209,985</b>	<b>66,390,015</b>	<b>59,506,015</b>
<b>26</b>	<b>Grants</b>	<b>13,500,000</b>	<b>13,500,000</b>	<b>13,242,305</b>	<b>257,695</b>	<b>257,695</b>
26323	Extra-Budgetary Units	13,500,000	13,500,000	13,242,305	257,695	257,695
26323019	Food and Agricultural Research and Extension	13,500,000	13,500,000	13,242,305	257,695	257,695
	(a) Production and Marketing Information	2,000,000	2,000,000	2,000,000	-	-
	(b) Crop	4,500,000	4,500,000	4,306,053	193,947	193,947
	(c) Chemical Free Bio-Foods Promotion (N 1)	7,000,000	7,000,000	6,936,252	63,748	63,748
<b>28</b>	<b>Other Expense</b>	<b>57,500,000</b>	<b>57,500,000</b>	<b>29,160,500</b>	<b>28,339,500</b>	<b>28,339,500</b>
28225	Transfers to Private	57,500,000	57,500,000	29,160,500	28,339,500	28,339,500
28225006	Capital Transfers (FoodCrop)	57,500,000	57,500,000	29,160,500	28,339,500	28,339,500
	(a) Land preparation and Agricultural Infrastructure Development Project (Mauritius) (N 1)	40,000,000	40,000,000	17,180,901	22,819,099	22,819,099
	(b) Land preparation and Agricultural Infrastructure Development Project (Rodrigues)	8,000,000	8,000,000	8,000,000	-	-
	(c) Project Assistance Micro Projects	1,000,000	1,000,000	846,819	153,181	153,181
	(d) Crop Nursery	3,000,000	3,000,000	1,774,563	1,225,437	1,225,437
	(e) Post Harvest Facility	3,500,000	3,500,000	1,218,539	2,281,461	2,281,461
	(f) Rainwater Harvesting	2,000,000	2,000,000	139,677	1,860,323	1,860,323
<b>31</b>	<b>Acquisition of Non-Financial Assets</b>	<b>53,600,000</b>	<b>46,716,000</b>	<b>15,807,180</b>	<b>37,792,820</b>	<b>30,908,820</b>
31112	Non-Residential Buildings	38,000,000	30,000,000	212,250	37,787,750	29,787,750
31112001	Construction of Office Buildings (Entomology)	8,000,000	-	-	8,000,000	-
31112022	Construction of a National Wholesale Market	10,000,000	10,000,000	212,250	9,787,750	9,787,750

## STATEMENT D 1

Detailed Statement of Expenditure of the Consolidated Fund  
for the financial year 2015-2016

Item No.	Details	Appropriation (a) Rs	Total Provisions after Supplementary Appropriation and Virement (b) Rs	Actual Expenditure (c) Rs	(Over)/Under Appropriation (a-c) Rs	(Over)/Under Total Provision (b-c) Rs
<b>Sub-Head 16-103: Development of Non Sugar (Crop) Sector - continued</b>						
<b>31</b>	<b>Acquisition of Non-Financial Assets - contd.</b>					
31112040	Construction of a Multipurpose Containment Facility (Plant)	20,000,000	20,000,000	-	20,000,000	20,000,000
31113	Other Structures	3,000,000	3,000,000	2,700,000	300,000	300,000
31113032	Setting up of Quarantine Facilities (N 1)	3,000,000	3,000,000	2,700,000	300,000	300,000
31121	Transport Equipment	2,500,000	3,616,000	3,616,000	(1,116,000)	-
31122	Other Machinery & Equipment (N 1)	9,100,000	9,100,000	9,099,999	1	1
31133	Furnitures, Fixtures & Fittings (N 1)	1,000,000	1,000,000	178,931	821,069	821,069
<b>Total - Sub-Head 16-103: Development of Non Sugar (Crop)</b>		<b>763,504,000</b>	<b>746,620,000</b>	<b>646,137,406</b>	<b>117,366,594</b>	<b>100,482,594</b>
<b>Sub-Head 16-104: Livestock Production and Development</b>						
<b>Recurrent Expenditure</b>		<b>357,643,000</b>	<b>362,643,000</b>	<b>341,669,319</b>	<b>15,973,681</b>	<b>20,973,681</b>
<b>21</b>	<b>Compensation of Employees</b>	<b>142,383,000</b>	<b>136,583,000</b>	<b>127,127,883</b>	<b>15,255,117</b>	<b>9,455,117</b>
21110	Personal Emoluments	121,183,000	112,883,000	105,737,508	15,445,492	7,145,492
21110001	Basic Salary	101,283,000	92,983,000	88,773,028	12,509,972	4,209,972
21110002	Salary Compensation - 2015	3,100,000	3,100,000	1,955,143	1,144,857	1,144,857
21110004	Allowances	3,300,000	3,300,000	3,211,069	88,931	88,931
21110005	Extra Assistance	2,100,000	2,100,000	671,285	1,428,715	1,428,715
21110006	Cash in lieu of Leave	3,700,000	3,700,000	3,696,399	3,601	3,601
21110009	End-of-year Bonus	7,700,000	7,700,000	7,430,585	269,415	269,415
21111	Other Staff Costs	19,500,000	22,000,000	19,968,822	(468,822)	2,031,178
21111001	Wages	2,000,000	2,000,000	836,728	1,163,272	1,163,272
21111002	Travelling and Transport	12,500,000	12,500,000	11,689,671	810,329	810,329
21111100	Overtime	5,000,000	7,500,000	7,442,423	(2,442,423)	57,577
21210	Social Contributions	1,700,000	1,700,000	1,421,553	278,447	278,447
<b>22</b>	<b>Goods and Services</b>	<b>57,340,000</b>	<b>57,340,000</b>	<b>46,081,342</b>	<b>11,258,658</b>	<b>11,258,658</b>
22010	Cost of Utilities	5,400,000	5,400,000	5,393,149	6,851	6,851
22020	Fuel and Oil	2,500,000	2,500,000	1,164,122	1,335,878	1,335,878
22040	Office Equipment and	100,000	100,000	89,723	10,277	10,277
22050	Office Expenses	310,000	310,000	258,622	51,378	51,378
22060	Maintenance	6,255,000	6,255,000	5,145,548	1,109,452	1,109,452
22090	Security	2,500,000	2,500,000	2,497,063	2,937	2,937
22100	Publications and Stationery	860,000	860,000	254,957	605,043	605,043
22120	Fees	7,065,000	7,065,000	4,262,695	2,802,305	2,802,305
	<i>of which</i>					
22120028	Fees for Laboratory Test / Food Technology Laboratory	4,500,000	4,500,000	1,879,619	2,620,381	2,620,381
22130	Studies & Surveys	500,000	500,000	-	500,000	500,000
22140	Medical Supplies, Drugs and Equipment	5,550,000	5,550,000	4,519,582	1,030,418	1,030,418
22150	Scientific and Laboratory Equipment and Supplies	3,100,000	3,100,000	2,859,913	240,087	240,087
22900	Other Goods and Services	23,200,000	23,200,000	19,635,967	3,564,033	3,564,033
	<i>of which</i>					
22900017	Control of Animal Pests	10,000,000	10,000,000	9,999,626	374	374
22900027	Animal Feed	9,000,000	9,000,000	6,937,830	2,062,170	2,062,170
<b>25</b>	<b>Subsidies</b>	<b>27,400,000</b>	<b>29,400,000</b>	<b>29,179,900</b>	<b>(1,779,900)</b>	<b>220,100</b>
25110	Non-Financial Public Corporations	18,400,000	20,400,000	20,400,000	(2,000,000)	-

## STATEMENT D 1

Detailed Statement of Expenditure of the Consolidated Fund  
for the financial year 2015-2016

Item No.	Details	Appropriation (a) Rs	Total Provisions after Supplementary Appropriation and Virement (b) Rs	Actual Expenditure (c) Rs	(Over)/Under Appropriation (a-c) Rs	(Over)/Under Total Provision (b-c) Rs
<b>Sub-Head 16-104: Livestock Production and Development - continued</b>						
<b>25</b>	<b>Subsidies - contd.</b>					
25110003	Mauritius Meat Authority	18,400,000	20,400,000	20,400,000	(2,000,000)	-
25210	Non Financial Private Enterprises	9,000,000	9,000,000	8,779,900	220,100	220,100
25210001	Subsidies - Incentives for Livestock	9,000,000	9,000,000	8,779,900	220,100	220,100
<b>26</b>	<b>Grants</b>	<b>130,300,000</b>	<b>139,100,000</b>	<b>139,099,995</b>	<b>(8,799,995)</b>	<b>5</b>
26210	Contribution to International Organisations	1,300,000	1,300,000	1,299,995	5	5
26210080	Office International des Epizooties	1,300,000	1,300,000	1,299,995	5	5
26313	Extra-Budgetary Units	129,000,000	137,800,000	137,800,000	(8,800,000)	-
26313019	Food and Agricultural Research and Extension	120,000,000	128,800,000	128,800,000	(8,800,000)	-
26313110	Mauritius Society for Animal Welfare	9,000,000	9,000,000	9,000,000	-	-
<b>28</b>	<b>Other Expense</b>	<b>220,000</b>	<b>220,000</b>	<b>180,200</b>	<b>39,800</b>	<b>39,800</b>
28211	Transfers to Non-Profit Institutions	220,000	220,000	180,200	39,800	39,800
28211029	Veterinary Council	220,000	220,000	180,200	39,800	39,800
<b>Capital Expenditure</b>		<b>148,000,000</b>	<b>148,000,000</b>	<b>18,501,902</b>	<b>129,498,098</b>	<b>129,498,098</b>
<b>28</b>	<b>Other Expense</b>	<b>37,000,000</b>	<b>37,000,000</b>	<b>13,668,678</b>	<b>23,331,322</b>	<b>23,331,322</b>
28223	Transfers to Non Financial Public Corporations	-	3,800,000	3,800,000	(3,800,000)	-
28225	Transfers to Private Enterprises	37,000,000	33,200,000	9,868,678	27,131,322	23,331,322
28225007	Capital Transfers (Livestock)	37,000,000	33,200,000	9,868,678	27,131,322	23,331,322
	(a) Cattle Breeders Scheme (Mauritius)	12,000,000	8,200,000	1,202,135	10,797,865	6,997,865
	(b) Pasture Development	2,000,000	2,000,000	-	2,000,000	2,000,000
	(c) Goat Multiplier Farms Scheme	3,000,000	3,000,000	-	3,000,000	3,000,000
	(d) Scheme for Purchase of Equipment	4,000,000	4,000,000	2,854,236	1,145,764	1,145,764
	(e) Upgrading of Livestock Farm/Poultry Scheme	6,000,000	6,000,000	200,000	5,800,000	5,800,000
	(f) Reproductive farm (pig)	2,000,000	2,000,000	-	2,000,000	2,000,000
	(g) Reproduction Farm Cattle/Goat including	4,000,000	4,000,000	4,000,000	-	-
	(h) Heifer Productivity	2,500,000	2,500,000	1,359,384	1,140,617	1,140,617
	(i) Promotion of Bee Keeping (N 1)	1,500,000	1,500,000	252,923	1,247,077	1,247,077
<b>31</b>	<b>Acquisition of Non-Financial Assets</b>	<b>111,000,000</b>	<b>111,000,000</b>	<b>4,833,224</b>	<b>106,166,776</b>	<b>106,166,776</b>
31112	Non-Residential Buildings	100,000,000	100,000,000	-	100,000,000	100,000,000
31112045	Construction of New Slaughter House	100,000,000	100,000,000	-	100,000,000	100,000,000
31113	Other Structures	7,000,000	7,000,000	1,500,000	5,500,000	5,500,000
31113026	Construction of Farm Building	7,000,000	7,000,000	1,500,000	5,500,000	5,500,000
	(a) Model Dairy Farms	4,000,000	4,000,000	-	4,000,000	4,000,000
	(b) Goat Multiplier Farms	3,000,000	3,000,000	1,500,000	1,500,000	1,500,000
31122	Other Machinery & Equipment	4,000,000	4,000,000	3,333,224	666,776	666,776



## STATEMENT D 1

Detailed Statement of Expenditure of the Consolidated Fund  
for the financial year 2015-2016

Item No.	Details	Appropriation (a) Rs	Total Provisions after Supplementary Appropriation and Virement (b) Rs	Actual Expenditure (c) Rs	(Over)/Under Appropriation (a-c) Rs	(Over)/Under Total Provision (b-c) Rs
<b>Sub-Head 16-104: Livestock Production and Development - continued</b>						
<b>31</b>	<b>Acquisition of Non-Financial Assets - contd.</b>					
31122804	Acquisition of Laboratory Equipment (N 1)	2,500,000	2,500,000	2,011,224	488,776	488,776
31122818	Setting up of Salle de Decoupe (Porc)	500,000	500,000	322,000	178,000	178,000
31122999	Acquisition of Other Machinery and Equipment	1,000,000	1,000,000	1,000,000	-	-
<b>Total - Sub-Head 16-104: Livestock Production and Development</b>		<b>505,643,000</b>	<b>510,643,000</b>	<b>360,171,221</b>	<b>145,471,779</b>	<b>150,471,779</b>
<b>Sub-Head 16-105: Forests</b>						
<b>Recurrent Expenditure</b>		<b>201,926,000</b>	<b>196,926,000</b>	<b>183,708,515</b>	<b>18,217,485</b>	<b>13,217,485</b>
<b>21</b>	<b>Compensation of Employees</b>	<b>186,565,000</b>	<b>181,565,000</b>	<b>171,069,111</b>	<b>15,495,889</b>	<b>10,495,889</b>
21110	Personal Emoluments	156,765,000	151,165,000	142,273,418	14,491,582	8,891,582
21110001	Basic Salary	130,265,000	124,665,000	119,310,531	10,954,469	5,354,469
21110002	Salary Compensation - 2015	5,350,000	4,850,000	3,497,720	1,852,280	1,352,280
21110004	Allowances	2,300,000	2,800,000	2,622,740	(322,740)	177,260
21110006	Cash in lieu of Leave	5,200,000	5,200,000	5,179,386	20,614	20,614
21110009	End-of-year Bonus	10,500,000	10,500,000	10,421,410	78,590	78,590
21110011	Redeployment of Ex-Parastatal Employees to	3,150,000	3,150,000	1,241,631	1,908,369	1,908,369
21111	Other Staff Costs	27,100,000	27,700,000	26,513,046	586,954	1,186,954
21111001	Wages	2,000,000	2,000,000	1,999,852	148	148
21111002	Travelling and Transport	23,500,000	23,500,000	22,313,194	1,186,806	1,186,806
21111100	Overtime	1,600,000	2,200,000	2,200,000	(600,000)	-
21210	Social Contributions	2,700,000	2,700,000	2,282,647	417,353	417,353
<b>22</b>	<b>Goods and Services</b>	<b>15,306,000</b>	<b>15,306,000</b>	<b>12,592,859</b>	<b>2,713,141</b>	<b>2,713,141</b>
22010	Cost of Utilities	1,540,000	1,540,000	1,538,695	1,305	1,305
22020	Fuel and Oil	1,500,000	1,500,000	1,103,474	396,526	396,526
22040	Office Equipment and	80,000	80,000	70,385	9,615	9,615
22050	Office Expenses	160,000	160,000	130,021	29,979	29,979
22060	Maintenance	2,370,000	2,370,000	1,862,356	507,644	507,644
22090	Security	4,800,000	4,800,000	4,798,816	1,184	1,184
22100	Printing and Stationery	250,000	250,000	199,893	50,107	50,107
22120	Fees	200,000	200,000	-	200,000	200,000
22900	Other Goods and Services	4,406,000	4,406,000	2,889,219	1,516,781	1,516,781
<b>26</b>	<b>Grants</b>	<b>55,000</b>	<b>55,000</b>	<b>46,545</b>	<b>8,455</b>	<b>8,455</b>
26210	Current Grant to International Organisations	55,000	55,000	46,545	8,455	8,455
26210062	Contribution to UN Convention to Combat Drought and Desertification	43,000	43,000	38,836	4,165	4,165
26210089	Contribution to Commonwealth Forestry Association	12,000	12,000	7,709	4,291	4,291
<b>Capital Expenditure</b>		<b>8,000,000</b>	<b>7,344,000</b>	<b>5,749,908</b>	<b>2,250,092</b>	<b>1,594,092</b>
<b>31</b>	<b>Acquisition of Non-Financial Assets</b>	<b>8,000,000</b>	<b>7,344,000</b>	<b>5,749,908</b>	<b>2,250,092</b>	<b>1,594,092</b>
31111	Dwellings	2,000,000	2,000,000	1,023,696	976,304	976,304
31111001	Construction of Quarters & Barracks	2,000,000	2,000,000	1,023,696	976,304	976,304
31121	Transport Equipment	2,000,000	1,344,000	1,343,850	656,150	150
31121801	Acquisition of Vehicles	2,000,000	1,344,000	1,343,850	656,150	150
31131	Cultivated Assets	3,000,000	3,000,000	2,775,478	224,522	224,522

## STATEMENT D 1

Detailed Statement of Expenditure of the Consolidated Fund  
for the financial year 2015-2016

Item No.	Details	Appropriation (a) Rs	Total Provisions after Supplementary Appropriation and Virement (b) Rs	Actual Expenditure (c) Rs	(Over)/Under Appropriation (a-c) Rs	(Over)/Under Total Provision (b-c) Rs
<b>Sub-Head 16-105: Forests - continued</b>						
<b>31</b>	<b>Acquisition of Non-Financial Assets - contd.</b>					
31131401	Improvement of Cultivated Assets	3,000,000	3,000,000	2,775,478	224,522	224,522
31410	Non-Produced Assets	1,000,000	1,000,000	606,884	393,116	393,116
31410401	Rehabilitation / Upgrading of Nature Reserves & Parks	1,000,000	1,000,000	606,884	393,116	393,116
<b>Total - Sub-Head 16-105: Forests</b>		<b>209,926,000</b>	<b>204,270,000</b>	<b>189,458,423</b>	<b>20,467,577</b>	<b>14,811,577</b>
<b>Sub-Head 16-106: National Parks and Conservation Service</b>						
<b>Recurrent Expenditure</b>		<b>64,110,000</b>	<b>64,110,000</b>	<b>50,893,557</b>	<b>13,216,443</b>	<b>13,216,443</b>
<b>21</b>	<b>Compensation of Employees</b>	<b>36,151,000</b>	<b>35,151,000</b>	<b>31,107,180</b>	<b>5,043,820</b>	<b>4,043,820</b>
21110	Personal Emoluments	28,026,000	26,626,000	23,220,338	4,805,662	3,405,662
21110001	Basic Salary	22,731,000	21,731,000	19,721,326	3,009,674	2,009,674
21110002	Salary Compensation - 2015	1,000,000	600,000	454,205	545,795	145,795
21110004	Allowances	260,000	260,000	259,951	49	49
21110006	Cash in lieu of Leave	1,200,000	1,200,000	1,065,727	134,273	134,273
21110009	End-of-year Bonus	1,900,000	1,900,000	1,661,377	238,623	238,623
21110011	Redeployment of Ex-Parastatal Employees to	935,000	935,000	57,752	877,248	877,248
21111	Other Staff Costs	7,750,000	8,150,000	7,576,099	173,901	573,901
21111001	Wages	50,000	50,000	49,432	568	568
21111002	Travelling and Transport	6,100,000	6,100,000	5,547,611	552,389	552,389
21111100	Overtime	1,600,000	2,000,000	1,979,056	(379,056)	20,944
21210	Social Contributions	375,000	375,000	310,743	64,257	64,257
<b>22</b>	<b>Goods and Services</b>	<b>19,114,000</b>	<b>20,114,000</b>	<b>11,016,229</b>	<b>8,097,771</b>	<b>9,097,771</b>
22010	Cost of Utilities	795,000	795,000	784,213	10,787	10,787
22020	Fuel and Oil	605,000	605,000	494,787	110,213	110,213
22040	Office Equipment and	55,000	55,000	49,915	5,085	5,085
22050	Office Expenses	60,000	60,000	45,325	14,675	14,675
22060	Maintenance	285,000	285,000	188,545	96,455	96,455
22070	Cleaning Services	600,000	1,600,000	1,600,000	(1,000,000)	-
22090	Security	4,500,000	4,500,000	4,469,078	30,922	30,922
22100	Publications and Stationery	74,000	74,000	31,226	42,774	42,774
22120	Fees	10,220,000	10,220,000	1,644,504	8,575,496	8,575,496
22900	Other Goods and Services	1,920,000	1,920,000	1,708,635	211,365	211,365
<b>26</b>	<b>Grants</b>	<b>8,845,000</b>	<b>8,845,000</b>	<b>8,770,148</b>	<b>74,852</b>	<b>74,852</b>
26210	Contributions to International Organisations	845,000	845,000	770,148	74,852	74,852
26210064	UN Convention on Biological Diversity	60,000	60,000	59,975	25	25
26210090	Wetland (Ramsar)	90,000	90,000	36,710	53,290	53,290
26210091	African Eurasian Water Bird Agreement (AEWA)	90,000	90,000	79,468	10,532	10,532
26210092	Convention on International Trade in Endangered Species of Wild Fauna & Flora (CITES)	38,000	38,000	27,338	10,662	10,662
26210093	International Union for the Conservation of Nature	540,000	540,000	540,000	-	-
26210094	Convention on Migratory Species of Animals (CMS)	27,000	27,000	26,656	344	344
26313	Extra-Budgetary Units	8,000,000	8,000,000	8,000,000	-	-
26313129	Vallée d'Osterlog Endemic Garden Foundation	8,000,000	8,000,000	8,000,000	-	-

## STATEMENT D 1

Detailed Statement of Expenditure of the Consolidated Fund  
for the financial year 2015-2016

Item No.	Details	Appropriation (a) Rs	Total Provisions after Supplementary Appropriation and Virement (b) Rs	Actual Expenditure (c) Rs	(Over)/Under Appropriation (a-c) Rs	(Over)/Under Total Provision (b-c) Rs
<b>Sub-Head 16-106: National Parks and Conservation Service - continued</b>						
<b>Capital Expenditure</b>		<b>56,500,000</b>	<b>56,040,000</b>	<b>34,715,212</b>	<b>21,784,788</b>	<b>21,324,788</b>
<b>26</b>	<b>Grants</b>	<b>13,000,000</b>	<b>13,000,000</b>	<b>13,000,000</b>	-	-
26323	Extra-Budgetary Units	13,000,000	13,000,000	13,000,000	-	-
26323082	SSR Botanical Garden Trust	10,000,000	10,000,000	10,000,000	-	-
26323129	Vallee d'Osterlog Endemic Garden Foundation (N 1)	3,000,000	3,000,000	3,000,000	-	-
<b>31</b>	<b>Acquisition of Non- Financial Assets</b>	<b>43,500,000</b>	<b>43,040,000</b>	<b>21,715,212</b>	<b>21,784,788</b>	<b>21,324,788</b>
31113	Other Structures	5,000,000	5,000,000	2,355,623	2,644,377	2,644,377
31113014	Landscaping Works within Black River National Park	2,000,000	2,000,000	1,001,059	998,941	998,941
31113016	Construction of Visitor's	3,000,000	3,000,000	1,354,564	1,645,436	1,645,436
31121	Transport Equipment	3,000,000	2,540,000	2,537,700	462,300	2,300
31122	Other Machinery &	4,000,000	4,000,000	45,100	3,954,900	3,954,900
31410	Non-Produced Assets	31,500,000	31,500,000	16,776,789	14,723,211	14,723,211
31410401	Rehabilitation of Nature Reserves & Parks	31,500,000	31,500,000	16,776,789	14,723,211	14,723,211
	(a) Removal of Invasive Alien Species (UNPD/GEF)	16,000,000	16,000,000	10,378,893	5,621,107	5,621,107
	(b) Gerard Durrell Wildlife Sanctuary	1,100,000	1,100,000	586,308	513,692	513,692
	(c) Pink Pigeon release sites at Black River & Petrin	900,000	900,000	652,639	247,361	247,361
	(d) Implementation of islet management plan	5,000,000	5,000,000	847,185	4,152,815	4,152,815
	(e) Round Island	2,500,000	2,500,000	2,500,000	-	-
	(f) Conservation Management Areas	3,000,000	3,000,000	1,331,771	1,668,229	1,668,229
	(g) Saving the Endemic Endangered Reptiles	3,000,000	3,000,000	479,993	2,520,007	2,520,007
<b>Total - Sub-Head 16-106: National Parks and Conservation Service</b>		<b>120,610,000</b>	<b>120,150,000</b>	<b>85,608,768</b>	<b>35,001,232</b>	<b>34,541,232</b>
<b>Total - Ministry of Agro-Industry and Food Security</b>		<b>2,458,000,000</b>	<b>2,595,000,000</b>	<b>2,250,408,903</b>	<b>207,591,097</b>	<b>344,591,097</b>
<b>Vote 17-1: Ministry of Arts and Culture</b>						
<b>Sub-Head 17-101: General</b>						
<b>Recurrent Expenditure</b>		<b>28,800,000</b>	<b>28,400,000</b>	<b>22,915,529</b>	<b>5,884,471</b>	<b>5,484,471</b>
<b>21</b>	<b>Compensation of Employees</b>	<b>27,118,000</b>	<b>26,568,000</b>	<b>21,672,246</b>	<b>5,445,754</b>	<b>4,895,754</b>
21110	Personal Emoluments	24,353,000	23,778,000	19,318,702	5,034,298	4,459,298
21110001	Basic Salary	12,981,000	12,981,000	12,032,518	948,482	948,482
21110002	Salary Compensation - 2015	180,000	180,000	162,714	17,286	17,286
21110004	Allowances	1,500,000	1,500,000	1,490,106	9,894	9,894
21110005	Extra Assistance	4,700,000	4,125,000	1,178,279	3,521,721	2,946,721
21110006	Cash in lieu of Leave	1,100,000	890,000	532,923	567,077	357,077
21110009	End-of-year Bonus	1,500,000	1,500,000	1,325,363	174,637	174,637
21110010	Service to Mauritius	2,392,000	2,602,000	2,596,800	(204,800)	5,200
21111	Other Staff Costs	2,635,000	2,635,000	2,206,954	428,046	428,046
21111001	Wages	175,000	175,000	172,265	2,735	2,735
21111002	Travelling and Transport	1,960,000	1,960,000	1,557,296	402,704	402,704
21111100	Overtime	425,000	425,000	402,394	22,606	22,606
21111200	Staff Welfare	75,000	75,000	75,000	-	-
21210	Social Contributions	130,000	155,000	146,589	(16,589)	8,411

## STATEMENT D 1

Detailed Statement of Expenditure of the Consolidated Fund  
for the financial year 2015-2016

Item No.	Details	Appropriation (a) Rs	Total Provisions after Supplementary Appropriation and Virement (b) Rs	Actual Expenditure (c) Rs	(Over)/Under Appropriation (a-c) Rs	(Over)/Under Total Provision (b-c) Rs
<b>Sub-Head 17-101: General - continued</b>						
22	<b>Goods and Services</b>	<b>1,682,000</b>	<b>1,832,000</b>	<b>1,243,283</b>	<b>438,717</b>	<b>588,717</b>
22010	Cost of Utilities	325,000	475,000	469,802	(144,802)	5,198
22040	Office Equipment and	150,000	150,000	141,820	8,180	8,180
22050	Office Expenses	100,000	100,000	99,072	928	928
22060	Maintenance	205,000	205,000	181,792	23,208	23,208
22100	Publications and Stationery	145,000	145,000	117,557	27,443	27,443
22120	Fees	725,000	725,000	205,375	519,625	519,625
22900	Other Goods and Services	32,000	32,000	27,865	4,135	4,135
<b>Total - Sub-Head 17-101: General</b>		<b>28,800,000</b>	<b>28,400,000</b>	<b>22,915,529</b>	<b>5,884,471</b>	<b>5,484,471</b>
<b>Sub-Head 17-102: Promotion of Arts and Culture</b>						
<b>Recurrent Expenditure</b>		<b>224,700,000</b>	<b>228,924,100</b>	<b>200,087,101</b>	<b>24,612,899</b>	<b>28,836,999</b>
21	<b>Compensation of Employees</b>	<b>75,372,000</b>	<b>74,117,000</b>	<b>68,466,949</b>	<b>6,905,051</b>	<b>5,650,051</b>
21110	Personal Emoluments	65,262,000	61,857,000	57,483,294	7,778,706	4,373,706
21110001	Basic Salary	55,912,000	52,812,000	49,437,860	6,474,140	3,374,140
21110002	Salary Compensation - 2015	1,550,000	1,355,000	1,159,110	390,890	195,890
21110004	Allowances	1,500,000	1,500,000	932,153	567,847	567,847
21110006	Cash in lieu of Leave	2,100,000	1,990,000	1,920,834	179,166	69,166
21110009	End-of-year Bonus	4,200,000	4,200,000	4,033,337	166,663	166,663
21111	Other Staff Costs	9,285,000	11,435,000	10,204,506	(919,506)	1,230,494
21111002	Travelling and Transport	7,500,000	7,500,000	6,454,161	1,045,839	1,045,839
21111100	Overtime	1,785,000	3,935,000	3,750,345	(1,965,345)	184,655
21210	Social Contributions	825,000	825,000	779,148	45,852	45,852
22	<b>Goods and Services</b>	<b>53,030,000</b>	<b>54,685,000</b>	<b>39,836,645</b>	<b>13,193,355</b>	<b>14,848,355</b>
22010	Cost of Utilities	2,900,000	3,170,000	3,093,633	(193,633)	76,367
22020	Fuel and Oil	1,700,000	1,700,000	1,135,238	564,762	564,762
22030	Rent	13,780,000	13,780,000	12,382,704	1,397,296	1,397,296
22040	Office Equipment and	325,000	325,000	273,253	51,747	51,747
22050	Office Expenses	730,000	955,000	886,251	(156,251)	68,749
22060	Maintenance	1,600,000	1,600,000	1,173,039	426,961	426,961
22070	Cleaning Services	350,000	535,000	490,894	(140,894)	44,106
22090	Security	1,850,000	1,850,000	1,252,131	597,869	597,869
22100	Publications and Stationery	2,095,000	3,295,000	2,752,004	(657,004)	542,996
22120	Fees	8,050,000	8,050,000	4,943,316	3,106,684	3,106,684
22130	Studies & Surveys	6,000,000	5,640,000	-	6,000,000	5,640,000
22130001	Studies and preliminary project preparation:	6,000,000	5,640,000	-	6,000,000	5,640,000
	(a) 'Stade Musical' Project	2,000,000	1,640,000	-	2,000,000	1,640,000
	(b) National Centre for Performing Arts Project	2,000,000	2,000,000	-	2,000,000	2,000,000
	(c) Culture House Project	1,000,000	1,000,000	-	1,000,000	1,000,000
	(d) Troupe Culturelle	1,000,000	1,000,000	-	1,000,000	1,000,000
22900	Other Goods and Services	13,650,000	13,785,000	11,454,182	2,195,818	2,330,818
26	<b>Grants</b>	<b>84,798,000</b>	<b>88,622,100</b>	<b>83,878,529</b>	<b>919,471</b>	<b>4,743,571</b>
26313	Extra-Budgetary Units	84,798,000	88,622,100	83,878,529	919,471	4,743,571
26313009	Conservatoire de Musique Francois Mitterrand Trust	15,000,000	15,258,800	15,258,800	(258,800)	-
26313031	Malcolm De Chazal Trust	1,135,000	1,135,000	1,135,000	-	-
26313033	Mauritius Council of Registered Librarians	55,000	55,000	55,000	-	-
26313036	Mauritius Film Development Corporation	9,800,000	12,475,050	12,475,050	(2,675,050)	-
26313044	Mauritius Society of Authors	1,078,000	1,432,200	1,432,200	(354,200)	-
26313052	National Art Gallery	5,700,000	5,855,000	5,855,000	(155,000)	-
26313072	President's Fund for Creative Writing	2,200,000	2,200,000	2,200,000	-	-

## STATEMENT D 1

Detailed Statement of Expenditure of the Consolidated Fund  
for the financial year 2015-2016

Item No.	Details	Appropriation (a) Rs	Total Provisions after Supplementary Appropriation and Virement (b) Rs	Actual Expenditure (c) Rs	(Over)/Under Appropriation (a-c) Rs	(Over)/Under Total Provision (b-c) Rs
<b>Sub-Head 17-102: Promotion of Arts and Culture - continued</b>						
<b>26</b>	<b>Grants - contd.</b>					
26313074	Prof Basdeo Bissoondoyal Trust Fund	1,100,000	1,100,000	-	1,100,000	1,100,000
26313078	Ramayana Centre	680,000	680,000	680,000	-	-
26313100	Islamic Cultural Centre for Hadj Organisation	1,320,000	1,320,000	1,320,000	-	-
26313101	Nelson Mandela Centre for African Culture Trust Fund	7,100,000	7,100,000	7,100,000	-	-
26313102	Islamic Cultural Centre Trust Fund	7,100,000	7,175,950	7,175,950	(75,950)	-
26313103	Mauritius Marathi Cultural Centre Trust	3,600,000	3,648,900	3,633,900	(33,900)	15,000
26313104	Mauritius Telegu Cultural Centre Trust	3,600,000	3,631,200	3,631,200	(31,200)	-
26313105	Mauritius Tamil Cultural Centre Trust	3,600,000	3,633,900	3,633,900	(33,900)	-
26313106	Mauritian Cultural Centre Trust	680,000	680,000	564,188	115,812	115,812
26313116	Speaking Unions	15,700,000	15,891,100	14,522,100	1,177,900	1,369,000
26313121	Centres de Lecture Publique et d'Animation Culturelle	5,350,000	5,350,000	3,206,241	2,143,759	2,143,759
<b>28</b>	<b>Other Expense</b>	<b>11,500,000</b>	<b>11,500,000</b>	<b>7,904,978</b>	<b>3,595,022</b>	<b>3,595,022</b>
28211	Transfers to Non-Profit Institutions	2,000,000	2,000,000	1,991,259	8,741	8,741
28211026	Socio-Cultural Organisations	2,000,000	2,000,000	1,991,259	8,741	8,741
28212	Transfers to Households	9,500,000	9,500,000	5,913,719	3,586,281	3,586,281
28212014	Financial Assistance to	9,500,000	9,500,000	5,913,719	3,586,281	3,586,281
	(a) Scheme for Concerts	4,000,000	4,000,000	1,746,626	2,253,374	2,253,374
	(b) Scheme for Development of Performance Arts Groups	500,000	500,000	140,500	359,500	359,500
	(c) International Development Grant Scheme for Performing Artists	1,500,000	1,500,000	1,381,119	118,881	118,881
	(d) Scheme for rental of Hall for Drama	500,000	500,000	25,000	475,000	475,000
	(e) Other support to Artists	3,000,000	3,000,000	2,620,475	379,525	379,525
<b>Capital Expenditure</b>		<b>29,800,000</b>	<b>27,400,000</b>	<b>9,157,744</b>	<b>20,642,256</b>	<b>18,242,256</b>
<b>26</b>	<b>Grants</b>	<b>12,300,000</b>	<b>9,900,000</b>	<b>6,206,694</b>	<b>6,093,306</b>	<b>3,693,306</b>
26323	Extra-Budgetary Units	12,300,000	9,900,000	6,206,694	6,093,306	3,693,306
26323009	Conservatoire de Musique Francois Mitterrand Trust	12,300,000	9,900,000	6,206,694	6,093,306	3,693,306
<b>31</b>	<b>Acquisition of Non-Financial Assets</b>	<b>17,500,000</b>	<b>17,500,000</b>	<b>2,951,051</b>	<b>14,548,949</b>	<b>14,548,949</b>
31112	Non-Residential Buildings	12,500,000	12,500,000	1,320,757	11,179,243	11,179,243
31112038	Setting up of Galerie d'Arts Nationale	5,000,000	5,000,000	-	5,000,000	5,000,000
31112417	Upgrading of Cultural Complex / Buildings	7,000,000	6,524,000	415,264	6,584,736	6,108,736
	(a) New Offices - Old Prison Building	2,000,000	2,000,000	415,264	1,584,736	1,584,736
	(c) Espace Artistique at La Citadelle	5,000,000	4,524,000	-	5,000,000	4,524,000

## STATEMENT D 1

Detailed Statement of Expenditure of the Consolidated Fund  
for the financial year 2015-2016

Item No.	Details	Appropriation (a) Rs	Total Provisions after Supplementary Appropriation and Virement (b) Rs	Actual Expenditure (c) Rs	(Over)/Under Appropriation (a-c) Rs	(Over)/Under Total Provision (b-c) Rs
<b>Sub-Head 17-102: Promotion of Arts and Culture - continued</b>						
<b>31</b>	<b>Acquisition of Non-Financial Assets - contd.</b>					
31112420	Upgrading of Theatres: Serge Constantin Theatre	500,000	976,000	905,493	(405,493)	70,507
31121	Transport Equipment	1,500,000	2,100,000	975,000	525,000	1,125,000
31122	Other Machinery & Equipment (N 1)	3,500,000	2,900,000	655,294	2,844,706	2,244,706
<b>Total - Sub-Head 17-102: Promotion of Arts and Culture</b>		<b>254,500,000</b>	<b>256,324,100</b>	<b>209,244,845</b>	<b>45,255,155</b>	<b>47,079,255</b>
<b>Sub-Head 17-103: Preservation and Promotion of Heritage</b>						
<b>Recurrent Expenditure</b>		<b>110,100,000</b>	<b>112,114,000</b>	<b>109,195,208</b>	<b>904,792</b>	<b>2,918,792</b>
<b>21</b>	<b>Compensation of Employees</b>	<b>14,146,000</b>	<b>13,100,500</b>	<b>12,087,942</b>	<b>2,058,058</b>	<b>1,012,558</b>
21110	Personal Emoluments	12,976,000	11,795,500	10,826,981	2,149,019	968,519
21110001	Basic Salary	11,051,000	9,768,500	8,928,130	2,122,870	840,370
21110002	Salary Compensation - 2015	300,000	300,000	198,600	101,400	101,400
21110004	Allowances	600,000	600,000	597,718	2,282	2,282
21110006	Cash in lieu of Leave	240,000	342,000	341,803	(101,803)	197
21110009	End-of-year Bonus	785,000	785,000	760,730	24,270	24,270
21111	Other Staff Costs	1,015,000	1,150,000	1,122,642	(107,642)	27,358
21111002	Travelling and Transport	950,000	985,000	983,893	(33,893)	1,107
21111100	Overtime	65,000	165,000	138,749	(73,749)	26,251
21210	Social Contributions	155,000	155,000	138,319	16,681	16,681
<b>22</b>	<b>Goods and Services</b>	<b>7,165,000</b>	<b>8,210,500</b>	<b>6,409,414</b>	<b>755,586</b>	<b>1,801,086</b>
22010	Cost of Utilities	680,000	680,000	581,515	98,485	98,485
22020	Fuel and Oil	35,000	56,000	55,400	(20,400)	600
22030	Rent	3,200,000	3,560,000	3,550,911	(350,911)	9,089
22040	Office Equipment and	150,000	550,000	84,603	65,397	465,397
22050	Office Expenses	155,000	155,000	128,262	26,738	26,738
22060	Maintenance	85,000	85,000	52,023	32,977	32,977
22070	Cleaning Services	150,000	202,000	153,600	(3,600)	48,400
22090	Security	325,000	381,000	376,840	(51,840)	4,160
22100	Publications and Stationery	160,000	314,000	294,286	(134,286)	19,714
22120	Fees	90,000	92,500	91,895	(1,895)	605
22900	Other Goods and Services	2,135,000	2,135,000	1,040,080	1,094,920	1,094,920
22900922	of which Celebration of Bicentenary of National Archives	2,000,000	2,000,000	1,005,915	994,085	994,085
<b>26</b>	<b>Grants</b>	<b>88,777,000</b>	<b>90,791,000</b>	<b>90,685,852</b>	<b>(1,908,852)</b>	<b>105,148</b>
26210	Contribution to International Organisations	227,000	227,000	121,852	105,148	105,148
26313	Extra-Budgetary Units	88,550,000	90,564,000	90,564,000	(2,014,000)	-
26313001	Aapravasi Ghat Trust Fund	26,500,000	27,138,400	27,138,400	(638,400)	-
26313030	Le Morne Heritage Trust	8,550,000	8,753,600	8,753,600	(203,600)	-
26313039	Mauritius Museums Council	23,560,000	24,213,500	24,213,500	(653,500)	-
26313059	National Heritage Fund	9,280,000	9,389,300	9,389,300	(109,300)	-
26313062	National Library	20,660,000	21,069,200	21,069,200	(409,200)	-
<b>28</b>	<b>Other Expense</b>	<b>12,000</b>	<b>12,000</b>	<b>12,000</b>	<b>-</b>	<b>-</b>
28211	Transfers to Non Profit Institutions	12,000	12,000	12,000	-	-
<b>Capital Expenditure</b>		<b>24,500,000</b>	<b>24,500,000</b>	<b>11,815,440</b>	<b>12,684,560</b>	<b>12,684,560</b>
<b>26</b>	<b>Grants</b>	<b>6,000,000</b>	<b>6,000,000</b>	<b>5,999,105</b>	<b>895</b>	<b>895</b>
26323	Extra-Budgetary Units	6,000,000	6,000,000	5,999,105	895	895
26323030	Le Morne Heritage Trust	3,000,000	3,000,000	2,999,105	895	895
26323059	National Heritage Fund	3,000,000	3,000,000	3,000,000	-	-

## STATEMENT D 1

Detailed Statement of Expenditure of the Consolidated Fund  
for the financial year 2015-2016

Item No.	Details	Appropriation (a) Rs	Total Provisions after Supplementary Appropriation and Virement (b) Rs	Actual Expenditure (c) Rs	(Over)/Under Appropriation (a-c) Rs	(Over)/Under Total Provision (b-c) Rs
<b>Sub-Head 17-103: Preservation and Promotion of Heritage - continued</b>						
28	<b>Other Expense</b>	<b>3,000,000</b>	<b>3,000,000</b>	<b>2,580,370</b>	<b>419,630</b>	<b>419,630</b>
28220	Non Profit Institutions	3,000,000	3,000,000	2,580,370	419,630	419,630
28220003	Matching Grant Scheme for the Rehabilitation of Historical and Cultural Heritage Sites and Structures	3,000,000	3,000,000	2,580,370	419,630	419,630
31	<b>Acquisition of Non-Financial Assets</b>	<b>15,500,000</b>	<b>15,500,000</b>	<b>3,235,965</b>	<b>12,264,035</b>	<b>12,264,035</b>
31112	Non-Residential Buildings	8,000,000	8,000,000	-	8,000,000	8,000,000
31112417	Upgrading of Cultural Complex / Buildings of which	8,000,000	8,000,000	-	8,000,000	8,000,000
	(a) Frederick Hendrick	500,000	500,000	-	500,000	500,000
	(b) Natural History Museum	5,000,000	5,000,000	-	5,000,000	5,000,000
	(c) National History Museum	1,000,000	1,000,000	-	1,000,000	1,000,000
	(d) Peopling of Mauritius Museum at Pointe Canon	1,500,000	1,500,000	-	1,500,000	1,500,000
31132	Intangible Fixed Assets	7,500,000	7,500,000	3,235,965	4,264,035	4,264,035
31132401	e-Government Projects: Digitisation of Archives	7,500,000	7,500,000	3,235,965	4,264,035	4,264,035
<b>Total - Sub-Head 17-103: Preservation and Promotion of Heritage</b>		<b>134,600,000</b>	<b>136,614,000</b>	<b>121,010,647</b>	<b>13,589,353</b>	<b>15,603,353</b>
<b>Total - Ministry of Arts and Culture</b>		<b>417,900,000</b>	<b>421,338,100</b>	<b>353,171,021</b>	<b>64,728,979</b>	<b>68,167,079</b>
<b>MINISTRY OF INDUSTRY, COMMERCE AND CONSUMER PROTECTION</b>						
<b>Vote 18-1: Ministry of Industry, Commerce and Consumer Protection</b>						
<b>Sub-Head 18-101: General</b>						
<b>Recurrent Expenditure</b>		<b>12,504,000</b>	<b>12,504,000</b>	<b>12,180,956</b>	<b>323,044</b>	<b>323,044</b>
21	<b>Compensation of Employees</b>	<b>10,339,000</b>	<b>10,264,000</b>	<b>10,000,116</b>	<b>338,884</b>	<b>263,884</b>
21110	Personal Emoluments	9,032,000	8,957,000	8,706,824	325,176	250,176
21110001	Basic Salary	4,932,000	5,132,000	5,118,237	(186,237)	13,764
21110002	Salary Compensation - 2015	55,000	55,000	46,950	8,050	8,050
21110004	Allowances	1,100,000	1,330,000	1,328,675	(228,675)	1,325
21110005	Extra Assistance	2,400,000	1,895,000	1,667,963	732,037	227,037
21110006	Cash in lieu of Leave	125,000	125,000	125,000	-	-
21110009	End-of-year Bonus	420,000	420,000	420,000	-	-
21111	Other Staff Costs	1,255,000	1,255,000	1,241,688	13,312	13,312
21111002	Travelling and Transport	800,000	800,000	786,688	13,312	13,312
21111100	Overtime	450,000	450,000	450,000	-	-
21111200	Staff Welfare	5,000	5,000	5,000	-	-
21210	Social Contributions	52,000	52,000	51,604	396	396
22	<b>Goods and Services</b>	<b>2,165,000</b>	<b>2,240,000</b>	<b>2,180,840</b>	<b>(15,840)</b>	<b>59,160</b>
22010	Cost of Utilities	395,000	395,000	392,879	2,121	2,121
22020	Fuel and Oil	85,000	85,000	58,799	26,201	26,201
22030	Rent	170,000	170,000	151,800	18,200	18,200
22040	Office Equipment and	150,000	150,000	149,182	818	818
22050	Office Expenses	115,000	140,000	134,829	(19,829)	5,171
22060	Maintenance	100,000	100,000	100,000	-	-
22100	Publications and Stationery	33,000	33,000	33,000	-	-
22900	Other Goods and Services	1,117,000	1,167,000	1,160,350	(43,350)	6,650
<b>Total - Sub-Head 18-101: General</b>		<b>12,504,000</b>	<b>12,504,000</b>	<b>12,180,956</b>	<b>323,044</b>	<b>323,044</b>

## STATEMENT D 1

Detailed Statement of Expenditure of the Consolidated Fund  
for the financial year 2015-2016

Item No.	Details	Appropriation (a) Rs	Total Provisions after Supplementary Appropriation and Virement (b) Rs	Actual Expenditure (c) Rs	(Over)/Under Appropriation (a-c) Rs	(Over)/Under Total Provision (b-c) Rs
<b>Sub-Head 18-102: Industrial Development</b>						
<b>Recurrent Expenditure</b>		<b>305,778,000</b>	<b>305,778,000</b>	<b>279,098,078</b>	<b>26,679,922</b>	<b>26,679,922</b>
<b>21</b>	<b>Compensation of Employees</b>	<b>53,423,000</b>	<b>51,715,000</b>	<b>50,983,969</b>	<b>2,439,031</b>	<b>731,031</b>
21110	Personal Emoluments	47,583,000	45,350,000	44,719,727	2,863,273	630,273
21110001	Basic Salary	39,261,000	37,828,000	37,283,283	1,977,717	544,717
21110002	Salary Compensation - 2015	720,000	601,000	589,305	130,695	11,695
21110004	Allowances	1,200,000	1,319,000	1,309,329	(109,329)	9,671
21110006	Cash in lieu of Leave	1,922,000	1,672,000	1,662,023	259,977	9,977
21110009	End-of-year Bonus	3,340,000	3,090,000	3,077,297	262,703	12,703
21110010	Service to Mauritius	1,140,000	840,000	798,490	341,510	41,510
21111	Other Staff Costs	5,370,000	5,895,000	5,839,006	(469,006)	55,994
21111002	Travelling and Transport	4,700,000	5,075,000	5,031,132	(331,132)	43,868
21111100	Overtime	595,000	745,000	732,875	(137,875)	12,125
21111200	Staff Welfare	75,000	75,000	75,000	-	-
21210	Social Contributions	470,000	470,000	425,235	44,765	44,765
<b>22</b>	<b>Goods and Services</b>	<b>24,080,000</b>	<b>25,749,500</b>	<b>21,350,059</b>	<b>2,729,941</b>	<b>4,399,441</b>
22010	Cost of Utilities	2,875,000	3,567,000	3,558,855	(683,855)	8,145
22020	Fuel and Oil	130,000	130,000	130,000	-	-
22030	Rent	12,320,000	12,155,000	11,708,726	611,274	446,274
22040	Office Equipment and	700,000	875,000	850,028	(150,028)	24,972
22050	Office Expenses	310,000	355,000	326,498	(16,498)	28,502
22060	Maintenance	650,000	1,101,000	1,008,626	(358,626)	92,374
22070	Cleaning Services	100,000	135,000	133,331	(33,331)	1,669
22090	Security	60,000	60,000	59,419	581	581
22100	Publications and Stationery	775,000	1,335,000	1,294,609	(519,609)	40,391
22120	Fees	5,175,000	5,090,000	1,475,211	3,699,789	3,614,789
	<i>of which</i>					
22120008	Fees to Consultants	3,420,000	3,420,000	-	3,420,000	3,420,000
	(a) AFD PRCC	3,000,000	3,000,000	-	3,000,000	3,000,000
	(b) Regional Interim Economic Partnership Agreement - Mauritius	420,000	420,000	-	420,000	420,000
22150	Scientific and laboratory equipment and supplies	650,000	650,000	539,777	110,223	110,223
22900	Other Goods and Services	335,000	296,500	264,979	70,021	31,521
<b>26</b>	<b>Grants</b>	<b>228,275,000</b>	<b>228,313,500</b>	<b>206,764,051</b>	<b>21,510,949</b>	<b>21,549,449</b>
26210	Contribution to International Organisations	675,000	713,500	698,214	(23,214)	15,286
26313	Extra-Budgetary Units	227,600,000	227,600,000	206,065,837	21,534,163	21,534,163
26313046	Mauritius Standards Bureau	26,000,000	26,000,000	26,000,000	-	-
26313088	Fashion and Design Institute	15,600,000	15,600,000	15,600,000	-	-
26313134	Enterprise Mauritius	186,000,000	186,000,000	164,465,837	21,534,163	21,534,163
	(a) Operating Budget	51,000,000	51,000,000	51,000,000	-	-
	(b) Export Market Development Support	120,000,000	120,000,000	100,265,837	19,734,163	19,734,163
	(c) Freight Rebate Scheme for Africa	12,000,000	12,000,000	12,000,000	-	-
	(d) Credit Guarantee Insurance Subsidy Scheme	3,000,000	3,000,000	1,200,000	1,800,000	1,800,000
<b>Capital Expenditure</b>		<b>13,093,000</b>	<b>13,093,000</b>	<b>-</b>	<b>13,093,000</b>	<b>13,093,000</b>
<b>26</b>	<b>Grants</b>	<b>4,000,000</b>	<b>4,000,000</b>	<b>-</b>	<b>4,000,000</b>	<b>4,000,000</b>
26323	Capital Grant to Extra- Budgetary Units	4,000,000	4,000,000	-	4,000,000	4,000,000
26323088	Fashion and Design Institute	4,000,000	4,000,000	-	4,000,000	4,000,000



## STATEMENT D 1

Detailed Statement of Expenditure of the Consolidated Fund  
for the financial year 2015-2016

Item No.	Details	Appropriation (a) Rs	Total Provisions after Supplementary Appropriation and Virement (b) Rs	Actual Expenditure (c) Rs	(Over)/Under Appropriation (a-c) Rs	(Over)/Under Total Provision (b-c) Rs
<b>Sub-Head 18-102: Industrial Development - continued</b>						
31	<b>Acquisition of Non-Financial Assets</b>	<b>9,093,000</b>	<b>9,093,000</b>	-	<b>9,093,000</b>	<b>9,093,000</b>
31122	Other Machinery &	9,093,000	9,093,000	-	9,093,000	9,093,000
31122999	Acquisition of Other Machinery and Equipment - Regional Interim Economic Partnership Agreement (MSB)	9,093,000	9,093,000	-	9,093,000	9,093,000
<b>Total - Sub-Head 18-102: Industrial Development</b>		<b>318,871,000</b>	<b>318,871,000</b>	<b>279,098,078</b>	<b>39,772,922</b>	<b>39,772,922</b>
<b>Sub-Head 18-103: Trade Development</b>						
<b>Recurrent Expenditure</b>		<b>67,132,000</b>	<b>67,132,000</b>	<b>58,402,847</b>	<b>8,729,153</b>	<b>8,729,153</b>
21	<b>Compensation of Employees</b>	<b>53,111,000</b>	<b>52,884,000</b>	<b>45,170,169</b>	<b>7,940,831</b>	<b>7,713,831</b>
21110	Personal Emoluments	46,951,000	46,588,000	39,648,528	7,302,472	6,939,472
21110001	Basic Salary	39,611,000	39,611,000	33,698,306	5,912,694	5,912,694
21110002	Salary Compensation - 2015	850,000	765,000	621,960	228,040	143,040
21110004	Allowances	700,000	700,000	416,327	283,673	283,673
21110006	Cash in lieu of Leave	1,725,000	1,725,000	1,464,835	260,165	260,165
21110009	End-of-year Bonus	3,380,000	3,022,000	2,682,420	697,580	339,580
21110010	Service to Mauritius	685,000	765,000	764,680	(79,680)	320
21111	Other Staff Costs	5,610,000	5,746,000	5,090,337	519,663	655,663
21111002	Travelling and Transport	4,800,000	4,800,000	4,149,267	650,733	650,733
21111100	Overtime	750,000	886,000	881,070	(131,070)	4,930
21111200	Staff Welfare	60,000	60,000	60,000	-	-
21210	Social Contributions	550,000	550,000	431,304	118,696	118,696
22	<b>Goods and Services</b>	<b>13,961,000</b>	<b>14,188,000</b>	<b>13,176,751</b>	<b>784,249</b>	<b>1,011,249</b>
22010	Cost of Utilities	2,730,000	2,730,000	2,675,932	54,068	54,068
22020	Fuel and Oil	400,000	400,000	273,123	126,877	126,877
22030	Rent	8,026,000	7,448,000	6,828,430	1,197,570	619,570
22040	Office Equipment and	550,000	947,000	943,398	(393,398)	3,602
22050	Office Expenses	215,000	215,000	210,065	4,935	4,935
22060	Maintenance	500,000	811,000	783,216	(283,216)	27,784
22070	Cleaning Services	60,000	60,000	59,343	658	658
22090	Security	215,000	215,000	213,900	1,100	1,100
22100	Publications and Stationery	560,000	657,000	572,916	(12,916)	84,084
22120	Fees	350,000	350,000	287,284	62,716	62,716
22170	Travelling within the Republic of Mauritius	35,000	35,000	24,144	10,856	10,856
22900	Other Goods and Services	320,000	320,000	305,002	14,998	14,998
26	<b>Grants</b>	<b>60,000</b>	<b>60,000</b>	<b>55,927</b>	<b>4,073</b>	<b>4,073</b>
26210	Current Grant to International Organisations	60,000	60,000	55,927	4,073	4,073
<b>Capital Expenditure</b>		<b>4,750,000</b>	<b>4,750,000</b>	<b>4,063,098</b>	<b>686,902</b>	<b>686,902</b>
31	<b>Acquisition of Non-Financial Assets</b>	<b>4,750,000</b>	<b>4,750,000</b>	<b>4,063,098</b>	<b>686,902</b>	<b>686,902</b>
31121	Transport Equipment	1,500,000	1,500,000	930,000	570,000	570,000
31121801	Acquisition of Vehicles	1,500,000	1,500,000	930,000	570,000	570,000
31122	Other Machinery & Equipment	3,250,000	3,250,000	3,133,098	116,902	116,902
31122402	Upgrading of IT Equipment (N 1)	1,000,000	1,000,000	965,799	34,201	34,201
31122804	Acquisition of Laboratory Equipment	2,250,000	2,250,000	2,167,299	82,701	82,701
<b>Total - Sub-Head 18-103: Trade Development</b>		<b>71,882,000</b>	<b>71,882,000</b>	<b>62,465,944</b>	<b>9,416,056</b>	<b>9,416,056</b>

## STATEMENT D 1

Detailed Statement of Expenditure of the Consolidated Fund  
for the financial year 2015-2016

Item No.	Details	Appropriation (a) Rs	Total Provisions after Supplementary Appropriation and Virement (b) Rs	Actual Expenditure (c) Rs	(Over)/Under Appropriation (a-c) Rs	(Over)/Under Total Provision (b-c) Rs
<b>Sub-Head 18-104: Consumer Protection and Market Surveillance</b>						
<b>Recurrent Expenditure</b>		<b>37,343,000</b>	<b>37,343,000</b>	<b>32,566,578</b>	<b>4,776,422</b>	<b>4,776,422</b>
21	<b>Compensation of Employees</b>	<b>28,658,000</b>	<b>28,594,000</b>	<b>26,818,937</b>	<b>1,839,063</b>	<b>1,775,063</b>
21110	Personal Emoluments	23,363,000	23,299,000	22,004,634	1,358,366	1,294,366
21110001	Basic Salary	18,829,000	18,664,000	17,547,952	1,281,048	1,116,048
21110002	Salary Compensation - 2015	370,000	358,000	291,910	78,090	66,090
21110004	Allowances	284,000	284,000	256,116	27,884	27,884
21110005	Extra Assistance	1,080,000	1,228,000	1,226,544	(146,544)	1,456
21110006	Cash in lieu of Leave	800,000	850,000	849,933	(49,933)	67
21110009	End-of-year Bonus	1,600,000	1,515,000	1,449,275	150,725	65,725
21110010	Service to Mauritius Programme	400,000	400,000	382,903	17,097	17,097
21111	Other Staff Costs	5,055,000	5,055,000	4,605,717	449,283	449,283
21111002	Travelling and Transport	5,000,000	5,000,000	4,553,673	446,327	446,327
21111100	Overtime	40,000	40,000	37,044	2,956	2,956
21111200	Staff Welfare	15,000	15,000	15,000	-	-
21210	Social Contributions	240,000	240,000	208,586	31,414	31,414
22	<b>Goods and Services</b>	<b>8,685,000</b>	<b>8,749,000</b>	<b>5,747,641</b>	<b>2,937,359</b>	<b>3,001,359</b>
22010	Cost of Utilities	1,406,000	1,406,000	959,713	446,287	446,287
22030	Rent	4,700,000	4,700,000	2,648,229	2,051,771	2,051,771
22040	Office Equipment and Furniture	420,000	420,000	340,860	79,140	79,140
22050	Office Expenses	110,000	110,000	92,764	17,237	17,237
22060	Maintenance	415,000	432,000	357,738	57,262	74,262
22070	Cleaning Services	100,000	100,000	48,836	51,165	51,165
22100	Publications and Stationery	79,000	114,000	104,163	(25,163)	9,837
22120	Fees	1,145,000	1,145,000	891,571	253,429	253,429
22900	Other Goods and Services	310,000	322,000	303,768	6,232	18,232
<b>Capital Expenditure</b>		<b>1,500,000</b>	<b>1,500,000</b>	<b>-</b>	<b>1,500,000</b>	<b>1,500,000</b>
31	<b>Acquisition of Non-Financial Assets</b>	<b>1,500,000</b>	<b>1,500,000</b>	<b>-</b>	<b>1,500,000</b>	<b>1,500,000</b>
31132	Intangible Fixed Assets	1,500,000	1,500,000	-	1,500,000	1,500,000
31132801	Acquisition of Software	1,500,000	1,500,000	-	1,500,000	1,500,000
<b>Total - Sub-Head 18-104: Consumer Protection and Market Surveillance</b>		<b>38,843,000</b>	<b>38,843,000</b>	<b>32,566,578</b>	<b>6,276,422</b>	<b>6,276,422</b>
<b>Total - Ministry of Industry , Commerce and Consumer Protection</b>		<b>442,100,000</b>	<b>442,100,000</b>	<b>386,311,556</b>	<b>55,788,444</b>	<b>55,788,444</b>

## STATEMENT D 1

Detailed Statement of Expenditure of the Consolidated Fund  
for the financial year 2015-2016

Item No.	Details	Appropriation (a) Rs	Total Provisions after Supplementary Appropriation and Virement (b) Rs	Actual Expenditure (c) Rs	(Over)/Under Appropriation (a-c) Rs	(Over)/Under Total Provision (b-c) Rs
<b>Vote 19-1: Ministry of Gender Equality, Child Development and Family Welfare</b>						
<b>Sub-Head 19-101: General</b>						
<b>Recurrent Expenditure</b>		<b>83,050,000</b>	<b>76,767,000</b>	<b>73,809,811</b>	<b>9,240,189</b>	<b>2,957,189</b>
<b>21</b>	<b>Compensation of Employees</b>	<b>54,100,000</b>	<b>51,150,000</b>	<b>50,011,607</b>	<b>4,088,393</b>	<b>1,138,393</b>
21110	Personal Emoluments	46,285,000	43,285,000	42,415,633	3,869,367	869,367
21110001	Basic Salary	31,200,000	31,200,000	30,897,547	302,453	302,453
21110002	Salary Compensation-2015	735,000	735,000	614,768	120,232	120,232
21110004	Allowances	2,000,000	2,250,000	2,042,040	(42,040)	207,960
21110005	Extra Assistance	3,000,000	1,250,000	1,123,681	1,876,319	126,319
21110006	Cash in lieu of Leave	2,500,000	2,500,000	2,487,554	12,446	12,446
21110009	End-of-year Bonus	2,650,000	2,650,000	2,635,352	14,648	14,648
21110010	Service to Mauritius Programme	4,200,000	2,700,000	2,614,690	1,585,310	85,310
21111	Other Staff Costs	7,315,000	7,365,000	7,171,321	143,679	193,679
21111002	Travelling and Transport	3,800,000	3,800,000	3,658,926	141,074	141,074
21111100	Overtime	3,500,000	3,550,000	3,497,395	2,605	52,605
21111200	Staff Welfare	15,000	15,000	15,000	-	-
21210	Social Contributions	500,000	500,000	424,653	75,347	75,347
<b>22</b>	<b>Goods and Services</b>	<b>28,950,000</b>	<b>25,617,000</b>	<b>23,798,204</b>	<b>5,151,796</b>	<b>1,818,796</b>
22010	Cost of Utilities	4,625,000	4,975,000	4,886,804	(261,804)	88,196
22020	Fuel and Oil	2,200,000	1,650,000	1,649,377	550,623	623
22030	Rent	17,350,000	13,050,000	11,833,375	5,516,625	1,216,625
22040	Office Equipment and Furniture	350,000	868,000	716,406	(366,406)	151,594
22050	Office Expenses	580,000	680,000	675,286	(95,286)	4,714
22060	Maintenance	1,500,000	1,500,000	1,179,194	320,806	320,806
22070	Cleaning Services	140,000	140,000	137,533	2,468	2,468
22100	Publications and Stationery	795,000	1,344,000	1,335,168	(540,168)	8,832
22120	Fees	160,000	160,000	152,075	7,925	7,925
22130	Studies and Surveys	500,000	500,000	499,601	399	399
22900	Other Goods and Services	750,000	750,000	733,385	16,615	16,615
<b>Capital Expenditure</b>		<b>2,310,000</b>	<b>9,810,000</b>	<b>8,489,696</b>	<b>(6,179,696)</b>	<b>1,320,304</b>
<b>31</b>	<b>Acquisition of Non-Financial Assets</b>	<b>2,310,000</b>	<b>9,810,000</b>	<b>8,489,696</b>	<b>(6,179,696)</b>	<b>1,320,304</b>
31121	Transport Equipment	1,000,000	5,000,000	4,695,000	(3,695,000)	305,000
31121801	Acquisition of Vehicles	1,000,000	5,000,000	4,695,000	(3,695,000)	305,000
31122	Other Machinery and Equipment	500,000	3,000,000	2,258,211	(1,758,211)	741,789
31122802	Acquisition of IT Equipment	500,000	3,000,000	2,258,211	(1,758,211)	741,789
31132	Intangible Fixed Assets	810,000	1,810,000	1,536,485	(726,485)	273,515
31132401	Upgrading of ICT Infrastructure	810,000	1,810,000	1,536,485	(726,485)	273,515
<b>Total - Sub-Head 19-101: General</b>		<b>85,360,000</b>	<b>86,577,000</b>	<b>82,299,507</b>	<b>3,060,493</b>	<b>4,277,493</b>

## STATEMENT D 1

Detailed Statement of Expenditure of the Consolidated Fund  
for the financial year 2015-2016

Item No.	Details	Appropriation (a) Rs	Total Provisions after Supplementary Appropriation and Virement (b) Rs	Actual Expenditure (c) Rs	(Over)/Under Appropriation (a-c) Rs	(Over)/Under Total Provision (b-c) Rs
<b>Sub-Head 19-102: Women's Empowerment and Gender Mainstreaming</b>						
<b>Recurrent Expenditure</b>		<b>127,200,000</b>	<b>127,894,905</b>	<b>125,703,166</b>	<b>1,496,834</b>	<b>2,191,739</b>
<b>21</b>	<b>Compensation of Employees</b>	<b>15,690,000</b>	<b>13,334,905</b>	<b>12,940,269</b>	<b>2,749,731</b>	<b>394,636</b>
21110	Personal Emoluments	12,990,000	11,122,000	10,868,330	2,121,670	253,670
21110001	Basic Salary	11,315,000	9,447,000	9,345,353	1,969,647	101,647
21110002	Salary Compensation-2015	305,000	305,000	261,084	43,916	43,916
21110004	Allowances	400,000	400,000	364,466	35,534	35,534
21110009	End-of-year Bonus	970,000	970,000	897,426	72,574	72,574
21111	Other Staff Costs	2,500,000	2,012,905	1,910,540	589,460	102,365
21111002	Travelling and Transport	2,000,000	1,500,000	1,454,154	545,846	45,846
21111100	Overtime	500,000	512,905	456,386	43,614	56,519
21210	Social Contributions	200,000	200,000	161,399	38,601	38,601
<b>22</b>	<b>Goods and Services</b>	<b>14,310,000</b>	<b>17,360,000</b>	<b>15,714,642</b>	<b>(1,404,642)</b>	<b>1,645,358</b>
22010	Cost of Utilities	1,750,000	1,950,000	1,738,422	11,578	211,578
22030	Rent	2,200,000	2,200,000	1,735,265	464,735	464,735
22040	Office Equipment and Furniture	225,000	1,025,000	784,091	(559,091)	240,909
22050	Office Expenses	240,000	240,000	212,026	27,974	27,974
22060	Maintenance	1,055,000	1,055,000	989,362	65,638	65,638
22070	Cleaning Services	1,100,000	1,100,000	1,007,507	92,493	92,493
22090	Security	2,400,000	3,450,000	3,449,979	(1,049,979)	21
22100	Publications and Stationery	440,000	440,000	381,445	58,555	58,555
22120	Fees	1,100,000	1,100,000	995,970	104,030	104,030
22900	Other Goods and Services	3,800,000	4,800,000	4,420,574	(620,574)	379,426
22900903	Awareness Campaign	1,000,000	800,000	800,000	200,000	-
<b>26</b>	<b>Grants</b>	<b>92,500,000</b>	<b>92,500,000</b>	<b>92,500,000</b>	<b>-</b>	<b>-</b>
26313	Extra-Budgetary Units	92,500,000	92,500,000	92,500,000	-	-
26313066	National Women Entrepreneur Council	9,000,000	9,000,000	9,000,000	-	-
26313067	National Women's Council	83,500,000	83,500,000	83,500,000	-	-
<b>28</b>	<b>Other Expense</b>	<b>4,700,000</b>	<b>4,700,000</b>	<b>4,548,255</b>	<b>151,745</b>	<b>151,745</b>
28211	Transfers to Non-Profit Institutions	4,700,000	4,700,000	4,548,255	151,745	151,745
28211028	Chrysalide Centre	1,200,000	1,200,000	1,200,000	-	-
28211051	Women's Associations	2,500,000	2,500,000	2,348,255	151,745	151,745
28211059	S.O.S Femmes	1,000,000	1,000,000	1,000,000	-	-
<b>Total - Sub-Head 19-102: Women's Empowerment and Gender Mainstreaming</b>		<b>127,200,000</b>	<b>127,894,905</b>	<b>125,703,166</b>	<b>1,496,834</b>	<b>2,191,739</b>
<b>Sub-Head 19-103: Child Protection, Welfare and Development</b>						
<b>Recurrent Expenditure</b>		<b>151,280,000</b>	<b>150,809,460</b>	<b>140,712,597</b>	<b>10,567,403</b>	<b>10,096,863</b>
<b>21</b>	<b>Compensation of Employees</b>	<b>33,150,000</b>	<b>32,601,460</b>	<b>31,533,742</b>	<b>1,616,258</b>	<b>1,067,718</b>
21110	Personal Emoluments	30,260,000	29,711,460	28,693,640	1,566,361	1,017,821
21110001	Basic Salary	23,970,000	23,421,460	22,651,684	1,318,316	769,776
21110002	Salary Compensation-2015	640,000	640,000	619,010	20,990	20,990
21110004	Allowances	3,600,000	3,600,000	3,560,687	39,313	39,313
21110009	End-of-year Bonus	2,050,000	2,050,000	1,862,258	187,742	187,742
21111	Other Staff Costs	2,500,000	2,500,000	2,490,385	9,615	9,615
21111002	Travelling and Transport	2,000,000	2,000,000	1,993,284	6,716	6,716
21111100	Overtime	500,000	500,000	497,101	2,899	2,899
21210	Social Contributions	390,000	390,000	349,717	40,283	40,283

## STATEMENT D 1

Detailed Statement of Expenditure of the Consolidated Fund  
for the financial year 2015-2016

Item No.	Details	Appropriation (a) Rs	Total Provisions after Supplementary Appropriation and Virement (b) Rs	Actual Expenditure (c) Rs	(Over)/Under Appropriation (a-c) Rs	(Over)/Under Total Provision (b-c) Rs
<b>Sub-Head 19-103: Child Protection, Welfare and Development - continued</b>						
22	<b>Goods and Services</b>	<b>41,255,000</b>	<b>41,333,000</b>	<b>38,482,671</b>	<b>2,772,329</b>	<b>2,850,329</b>
22010	Cost of Utilities	1,245,000	1,245,000	1,220,611	24,389	24,389
22030	Rent	1,000,000	1,000,000	962,050	37,950	37,950
22040	Office Equipment and Furniture	300,000	932,000	653,182	(353,182)	278,818
22050	Office Expenses	145,000	295,000	198,461	(53,461)	96,539
22060	Maintenance	405,000	405,000	318,440	86,561	86,561
22070	Cleaning Services	15,000	15,000	10,408	4,593	4,593
22100	Publications and Stationery	360,000	360,000	354,865	5,135	5,135
22120	Fees	985,000	1,056,000	891,498	93,502	164,502
	<i>of which</i>					
22120012	Retainer fees to Counsel	400,000	400,000	386,820	13,180	13,180
22900	Other Goods and Services	36,800,000	36,025,000	33,873,156	2,926,844	2,151,844
	<i>of which</i>					
22900911	Running Expenses of Drop-in-Centre	4,000,000	3,500,000	3,422,497	577,503	77,503
22900912	Running Expenses of Shelters for Children	30,400,000	30,400,000	28,439,708	1,960,292	1,960,292
26	<b>Grants</b>	<b>28,500,000</b>	<b>28,500,000</b>	<b>22,361,000</b>	<b>6,139,000</b>	<b>6,139,000</b>
26313	Extra-Budgetary Units	28,500,000	28,500,000	22,361,000	6,139,000	6,139,000
26313053	National Children's Council	28,500,000	28,500,000	22,361,000	6,139,000	6,139,000
	<i>of which</i>					
	Support to Child Day care Centres-Scheme	10,000,000	10,000,000	3,861,000	6,139,000	6,139,000
27	<b>Social Benefits</b>	<b>1,175,000</b>	<b>1,175,000</b>	<b>1,170,310</b>	<b>4,690</b>	<b>4,690</b>
27210	Social Assistance-Benefits in Cash	1,175,000	1,175,000	1,170,310	4,690	4,690
27210011	Foster Care	1,175,000	1,175,000	1,170,310	4,690	4,690
28	<b>Other Expense</b>	<b>47,200,000</b>	<b>47,200,000</b>	<b>47,164,875</b>	<b>35,125</b>	<b>35,125</b>
28211	Transfers to Non Profit Institutions	47,200,000	47,200,000	47,164,875	35,125	35,125
28211004	Charitable Institutions	45,000,000	45,000,000	44,964,875	35,125	35,125
28211010	Shelter for Women and Children in Distress- Forest Side	2,200,000	2,200,000	2,200,000	-	-
<b>Capital Expenditure</b>		<b>1,070,000</b>	<b>1,070,000</b>	<b>1,013,990</b>	<b>56,010</b>	<b>56,010</b>
31	<b>Acquisition of Non-Financial Assets</b>	<b>1,070,000</b>	<b>1,070,000</b>	<b>1,013,990</b>	<b>56,010</b>	<b>56,010</b>
31111	Residential Buildings	370,000	370,000	345,279	24,721	24,721
31111006	Construction of Drop-In-Centre GRNW	370,000	370,000	345,279	24,721	24,721
31132	Intangible Fixed Assets	700,000	700,000	668,712	31,288	31,288
31132401	Upgrading of ICT Infrastructure	700,000	700,000	668,712	31,288	31,288
<b>Total - Sub-Head 19-103: Child Protection, Welfare and Development</b>		<b>152,350,000</b>	<b>151,879,460</b>	<b>141,726,588</b>	<b>10,623,412</b>	<b>10,152,872</b>

## STATEMENT D 1

Detailed Statement of Expenditure of the Consolidated Fund  
for the financial year 2015-2016

Item No.	Details	Appropriation (a) Rs	Total Provisions after Supplementary Appropriation and Virement (b) Rs	Actual Expenditure (c) Rs	(Over)/Under Appropriation (a-c) Rs	(Over)/Under Total Provision (b-c) Rs
<b>Sub-Head 19-104: Family Welfare and Protection from Gender-Based Violence</b>						
<b>Recurrent Expenditure</b>		<b>61,450,000</b>	<b>59,823,000</b>	<b>42,684,368</b>	<b>18,765,632</b>	<b>17,138,632</b>
<b>21</b>	<b>Compensation of Employees</b>	<b>22,150,000</b>	<b>21,218,000</b>	<b>20,448,354</b>	<b>1,701,646</b>	<b>769,646</b>
21110	Personal Emoluments	19,520,000	18,745,000	18,025,421	1,494,579	719,579
21110001	Basic Salary	15,525,000	14,750,000	14,524,410	1,000,590	225,590
21110002	Salary Compensation-2015	375,000	375,000	295,970	79,030	79,030
21110004	Allowances	2,300,000	2,300,000	2,219,539	80,461	80,461
21110009	End-of-year Bonus	1,320,000	1,320,000	985,502	334,498	334,498
21111	Other Staff Costs	2,400,000	2,243,000	2,233,896	166,104	9,104
21111002	Travelling and Transport	2,000,000	1,843,000	1,834,511	165,489	8,489
21111100	Overtime	400,000	400,000	399,385	615	615
21210	Social Contribution	230,000	230,000	189,037	40,963	40,963
<b>22</b>	<b>Goods and Services</b>	<b>39,100,000</b>	<b>38,405,000</b>	<b>22,046,014</b>	<b>17,053,986</b>	<b>16,358,986</b>
22040	Office Equipment and Furniture	150,000	700,000	294,205	(144,205)	405,795
22120	Fees of which	1,050,000	1,060,000	951,595	98,405	108,405
22120012	Retainer fees to Counsel	500,000	500,000	497,410	2,590	2,590
22900	Other Goods and Services of which	37,900,000	36,645,000	20,800,214	17,099,787	15,844,787
22900908	Women & Children's Solidarity Programme	1,000,000	500,000	409,139	590,862	90,862
22900919	Special Collaborative Programme for Support to Women and Children in Distress	34,000,000	33,360,017	18,082,268	15,917,732	15,277,749
<b>27</b>	<b>Social Benefits</b>	<b>200,000</b>	<b>200,000</b>	<b>190,000</b>	<b>10,000</b>	<b>10,000</b>
27210	Social Assistance Benefits in Cash	200,000	200,000	190,000	10,000	10,000
27210007	Assistance to Families in Distress	200,000	200,000	190,000	10,000	10,000
<b>Capital Expenditure</b>		<b>2,040,000</b>	<b>3,040,000</b>	<b>2,244,421</b>	<b>(204,421)</b>	<b>795,579</b>
<b>31</b>	<b>Acquisition of Non-Financial Assets</b>	<b>2,040,000</b>	<b>3,040,000</b>	<b>2,244,421</b>	<b>(204,421)</b>	<b>795,579</b>
31132	Intangible Fixed Assets	2,040,000	3,040,000	2,244,421	(204,421)	795,579
31132401	Upgrading of ICT Infrastructure	2,040,000	3,040,000	2,244,421	(204,421)	795,579
<b>Total - Sub-Head 19-104: Family Welfare and Protection from Gender-Based Violence</b>		<b>63,490,000</b>	<b>62,863,000</b>	<b>44,928,789</b>	<b>18,561,211</b>	<b>17,934,211</b>
<b>Total - Ministry of Gender Equality, Child Development and Family Welfare</b>		<b>428,400,000</b>	<b>429,214,365</b>	<b>394,658,049</b>	<b>33,741,951</b>	<b>34,556,316</b>

## STATEMENT D 1

Detailed Statement of Expenditure of the Consolidated Fund  
for the financial year 2015-2016

Item No.	Details	Appropriation (a) Rs	Total Provisions after Supplementary Appropriation and Virement (b) Rs	Actual Expenditure (c) Rs	(Over)/Under Appropriation (a-c) Rs	(Over)/Under Total Provision (b-c) Rs
<b>Vote 20-1: Ministry of Financial Services, Good Governance and Institutional Reforms</b>						
<b>Sub-Head 20-101: General</b>						
<b>Recurrent Expenditure</b>		<b>257,080,000</b>	<b>262,395,000</b>	<b>244,928,872</b>	<b>12,151,128</b>	<b>17,466,128</b>
<b>21</b>	<b>Compensation of Employees</b>	<b>35,837,000</b>	<b>35,336,000</b>	<b>26,528,837</b>	<b>9,308,163</b>	<b>8,807,163</b>
21110	Personal Emoluments	32,027,000	29,801,000	21,483,977	10,543,023	8,317,023
21110001	Basic Salary	17,534,000	17,535,000	14,522,206	3,011,794	3,012,794
21110002	Salary Compensation-2015	425,000	425,000	248,289	176,711	176,711
21110004	Allowances	2,135,000	2,135,000	1,899,828	235,172	235,172
21110005	Extra Assistance	8,483,000	6,258,000	2,505,897	5,977,103	3,752,103
21110006	Cash in lieu of Leave	771,000	771,000	605,845	165,155	165,155
21110009	End-of-year Bonus	2,318,000	2,318,000	1,481,396	836,604	836,604
21110010	Service to Mauritius Programme	360,000	360,000	220,516	139,484	139,484
21111	Other Staff Costs	3,610,000	4,835,000	4,476,467	(866,467)	358,533
21111001	Wages	207,000	207,000	185,994	21,006	21,006
21111002	Travelling and Transport	3,088,000	2,963,000	2,659,948	428,052	303,052
21111100	Overtime	300,000	1,650,000	1,621,200	(1,321,200)	28,800
21111200	Staff Welfare	15,000	15,000	9,325	5,675	5,675
21210	Social Contributions	200,000	700,000	568,393	(368,393)	131,607
<b>22</b>	<b>Goods and Services</b>	<b>14,443,000</b>	<b>15,444,000</b>	<b>9,233,830</b>	<b>5,209,170</b>	<b>6,210,170</b>
22010	Cost of Utilities	5,788,000	5,239,000	4,094,663	1,693,337	1,144,337
22020	Fuel and Oil	240,000	640,000	494,723	(254,723)	145,277
22030	Rent	2,240,000	2,240,000	852,369	1,387,631	1,387,631
22040	Office Equipment and Furniture	400,000	1,800,000	1,444,229	(1,044,229)	355,772
22050	Office Expenses	450,000	800,000	646,643	(196,643)	153,357
22060	Maintenance	650,000	650,000	247,175	402,825	402,825
22070	Cleaning Services	1,200,000	400,000	51,060	1,148,940	348,940
22100	Publications and Stationery	1,450,000	1,850,000	1,174,348	275,652	675,652
22120	Fees	1,500,000	1,300,000	49,980	1,450,020	1,250,020
22900	Other Goods and Services	525,000	525,000	178,641	346,359	346,359
<b>26</b>	<b>Grants</b>	<b>149,300,000</b>	<b>154,115,000</b>	<b>151,668,903</b>	<b>(2,368,903)</b>	<b>2,446,097</b>
26210	Contribution to International Organisations	8,500,000	8,500,000	6,372,025	2,127,975	2,127,975
26210105	Permanent Court of Arbitration	8,500,000	8,500,000	6,372,025	2,127,975	2,127,975
26313	Extra-Budgetary Units	140,800,000	145,615,000	145,296,878	(4,496,878)	318,122
26313008	Competition Commission	39,000,000	39,000,000	39,000,000	-	-
26313015	Financial Intelligence Unit	33,000,000	43,451,600	43,451,287	(10,451,287)	313
26313016	Financial Reporting Council	26,000,000	22,193,400	22,193,400	3,806,600	-
26313064	National Productivity and Competitiveness Council	41,300,000	39,870,000	39,600,000	1,700,000	270,000
26313114	National Committee on Corporate Governance	1,500,000	1,100,000	1,052,191	447,809	47,809
<b>28</b>	<b>Other Expense</b>	<b>57,500,000</b>	<b>57,500,000</b>	<b>57,497,302</b>	<b>2,698</b>	<b>2,698</b>
28216	Transfers to Regional/ International Organisations	57,500,000	57,500,000	57,497,302	2,698	2,698
28216012	Contribution for Operation of Mauritius International Arbitration Centre Ltd (MIAC)	57,500,000	57,500,000	57,497,302	2,698	2,698

## STATEMENT D 1

Detailed Statement of Expenditure of the Consolidated Fund  
for the financial year 2015-2016

Item No.	Details	Appropriation (a) Rs	Total Provisions after Supplementary Appropriation and Virement (b) Rs	Actual Expenditure (c) Rs	(Over)/Under Appropriation (a-c) Rs	(Over)/Under Total Provision (b-c) Rs
<b>Sub-Head 20-101: General - continued</b>						
<b>Capital Expenditure</b>		<b>3,320,000</b>	<b>76,320,000</b>	<b>73,227,084</b>	<b>(69,907,084)</b>	<b>3,092,916</b>
<b>26</b>	<b>Grants</b>					
26323	Extra-Budgetary Units	2,720,000	2,720,000	1,000,000	1,720,000	1,720,000
26323008	Competition Commission	1,000,000	1,000,000	1,000,000	-	-
26323015	Financial Intelligence Unit	200,000	200,000	-	200,000	200,000
26323016	Financial Reporting Council	1,400,000	1,400,000	-	1,400,000	1,400,000
26323064	National Productivity and Competitiveness Council	120,000	120,000	-	120,000	120,000
<b>31</b>	<b>Acquisition of Non-Financial Assets</b>	<b>600,000</b>	<b>73,600,000</b>	<b>72,227,084</b>	<b>(71,627,084)</b>	<b>1,372,916</b>
31112	Non-Residential Buildings	-	55,000,000	55,000,000	(55,000,000)	-
31112100	Heritage City Project	-	55,000,000	55,000,000	(55,000,000)	-
31122	Other Machinery & Equipment	500,000	3,500,000	2,227,084	(1,727,084)	1,272,916
31122802	Acquisition of IT Equipment	500,000	3,500,000	2,227,084	(1,727,084)	1,272,916
31132	Intangible Fixed Assets	100,000	100,000	-	100,000	100,000
31132401	Upgrading of ICT Infrastructure	100,000	100,000	-	100,000	100,000
31133	Furniture, Fixtures & Fittings	-	15,000,000	15,000,000	(15,000,000)	-
31133008	Acquisition of Furniture, Fixtures and Fittings	-	15,000,000	15,000,000	(15,000,000)	-
<b>Total - Sub-Head 20-101: General</b>		<b>260,400,000</b>	<b>338,715,000</b>	<b>318,155,956</b>	<b>(57,755,956)</b>	<b>20,559,044</b>
<b>Sub-Head 20-102: Financial Services</b>						
<b>Recurrent Expenditure</b>		<b>148,600,000</b>	<b>115,600,000</b>	<b>67,874,651</b>	<b>80,725,349</b>	<b>47,725,349</b>
<b>21</b>	<b>Compensation of Employees</b>	<b>40,500,000</b>	<b>22,500,000</b>	<b>9,828,168</b>	<b>30,671,832</b>	<b>12,671,832</b>
21110	Personal Emoluments	36,500,000	18,500,000	9,126,111	27,373,889	9,373,889
21110002	Salary Compensation-2015	360,000	360,000	152,163	207,837	207,837
21110005	Extra Assistance	33,000,000	15,000,000	8,501,399	24,498,601	6,498,601
21110009	End-of-year Bonus	3,140,000	3,140,000	472,549	2,667,451	2,667,451
21111	Other Staff Costs	4,000,000	4,000,000	702,057	3,297,943	3,297,943
21111002	Travelling and Transport	4,000,000	4,000,000	702,057	3,297,943	3,297,943
<b>22</b>	<b>Goods and Services</b>	<b>106,100,000</b>	<b>37,100,000</b>	<b>2,285,146</b>	<b>103,814,854</b>	<b>34,814,854</b>
22120	Fees on Goods and Services	25,000,000	10,000,000	-	25,000,000	10,000,000
22120007	Fees for Training	25,000,000	10,000,000	-	25,000,000	10,000,000
22900	Other Goods and Services	81,100,000	27,100,000	2,285,146	78,814,854	24,814,854
22900941	Promotion of Financial Services	75,000,000	21,000,000	-	75,000,000	21,000,000
<b>26</b>	<b>Grants</b>	<b>2,000,000</b>	<b>56,000,000</b>	<b>55,761,337</b>	<b>(53,761,337)</b>	<b>238,663</b>
26210	Contribution to International Organisations	2,000,000	2,000,000	1,999,982	18	18
26210036	Eastern and Southern Africa Anti-Money Laundering	2,000,000	2,000,000	1,999,982	18	18
26313	Extra-Budgetary Units	-	54,000,000	53,761,355	(53,761,355)	238,645
26313017	Financial Services Promotion Agency	-	54,000,000	53,761,355	(53,761,355)	238,645
<b>Total - Sub-Head 20-102: Financial Services</b>		<b>148,600,000</b>	<b>115,600,000</b>	<b>67,874,651</b>	<b>80,725,349</b>	<b>47,725,349</b>



## STATEMENT D 1

Detailed Statement of Expenditure of the Consolidated Fund  
for the financial year 2015-2016

Item No.	Details	Appropriation (a) Rs	Total Provisions after Supplementary Appropriation and Virement (b) Rs	Actual Expenditure (c) Rs	(Over)/Under Appropriation (a-c) Rs	(Over)/Under Total Provision (b-c) Rs
<b>Sub-Head 20-103: Good Governance</b>						
<b>Recurrent Expenditure</b>		<b>83,500,000</b>	<b>53,185,000</b>	<b>22,458,445</b>	<b>61,041,555</b>	<b>30,726,555</b>
<b>21</b>	<b>Compensation of Employees</b>	<b>80,918,000</b>	<b>46,128,000</b>	<b>19,286,308</b>	<b>61,631,692</b>	<b>26,841,692</b>
21110	Personal Emoluments	70,883,000	36,293,000	16,990,752	53,892,248	19,302,248
21110001	Basic Salary	25,010,000	25,010,000	14,156,258	10,853,742	10,853,742
21110002	Salary Compensation-2015	625,000	625,000	142,444	482,556	482,556
21110004	Allowances	250,000	450,000	447,590	(197,590)	2,410
21110005	Extra Assistance	37,800,000	3,010,000	-	37,800,000	3,010,000
21110006	Cash in lieu of Leave	1,538,000	1,538,000	630,457	907,543	907,543
21110009	End-of-year Bonus	5,300,000	5,300,000	1,348,580	3,951,420	3,951,420
21110010	Service to Mauritius Programme	360,000	360,000	265,423	94,577	94,577
21111	Other Staff Costs	9,835,000	9,635,000	2,099,734	7,735,266	7,535,266
21111001	Wages	200,000	200,000	8,400	191,600	191,600
21111002	Travelling and Transport	9,475,000	9,275,000	1,947,490	7,527,510	7,327,510
21111100	Overtime	150,000	150,000	143,844	6,156	6,156
21111200	Staff Welfare	10,000	10,000	-	10,000	10,000
21210	Social Contributions	200,000	200,000	195,822	4,178	4,178
<b>22</b>	<b>Goods and Services</b>	<b>2,582,000</b>	<b>4,057,000</b>	<b>2,307,071</b>	<b>274,929</b>	<b>1,749,929</b>
22010	Cost of Utilities	275,000	275,000	237,955	37,045	37,045
22040	Office Equipment and Furniture	250,000	250,000	220,779	29,221	29,221
22050	Office Expenses	175,000	175,000	99,179	75,821	75,821
22060	Maintenance	250,000	250,000	13,200	236,800	236,800
22100	Publications and Stationery	525,000	525,000	121,107	403,893	403,893
22120	Fees	1,087,000	2,562,000	1,606,850	(519,850)	955,150
22900	Other Goods and Services	20,000	20,000	8,000	12,000	12,000
<b>26</b>	<b>Grants</b>	<b>-</b>	<b>3,000,000</b>	<b>865,066</b>	<b>(865,066)</b>	<b>2,134,934</b>
26313	Extra-Budgetary Units	-	3,000,000	865,066	(865,066)	2,134,934
<b>Capital Expenditure</b>		<b>2,500,000</b>	<b>2,500,000</b>	<b>103,993</b>	<b>2,396,007</b>	<b>2,396,007</b>
<b>31</b>	<b>Acquisition of Non-Financial Assets</b>	<b>2,500,000</b>	<b>2,500,000</b>	<b>103,993</b>	<b>2,396,007</b>	<b>2,396,007</b>
31132	Intangible Fixed Assets	2,500,000	2,500,000	103,993	2,396,007	2,396,007
31132801	Acquisition of Software	2,500,000	2,500,000	103,993	2,396,007	2,396,007
<b>Total - Sub-Head 20-103: Good Governance</b>		<b>86,000,000</b>	<b>55,685,000</b>	<b>22,562,438</b>	<b>63,437,562</b>	<b>33,122,562</b>
<b>Sub-Head 20-104: Institutional Reforms</b>						
<b>Recurrent Expenditure</b>		<b>27,000,000</b>	<b>27,000,000</b>	<b>7,336,085</b>	<b>19,663,915</b>	<b>19,663,915</b>
<b>22</b>	<b>Goods and Services</b>	<b>27,000,000</b>	<b>27,000,000</b>	<b>7,336,085</b>	<b>19,663,915</b>	<b>19,663,915</b>
22120	Fees	17,000,000	17,000,000	7,336,085	9,663,915	9,663,915
22120008	Fees to Consultant	17,000,000	17,000,000	7,336,085	9,663,915	9,663,915
22900	Other Goods and Services	10,000,000	10,000,000	-	10,000,000	10,000,000
22900943	Financial Crime Commission	10,000,000	10,000,000	-	10,000,000	10,000,000
<b>Total - Sub-Head 20-104: Institutional Reforms</b>		<b>27,000,000</b>	<b>27,000,000</b>	<b>7,336,085</b>	<b>19,663,915</b>	<b>19,663,915</b>
<b>Total - Ministry of Financial Services, Good Governance and Institutional Reforms</b>		<b>522,000,000</b>	<b>537,000,000</b>	<b>415,929,129</b>	<b>106,070,871</b>	<b>121,070,871</b>

## STATEMENT D 1

Detailed Statement of Expenditure of the Consolidated Fund  
for the financial year 2015-2016

Item No.	Details	Appropriation (a) Rs	Total Provisions after Supplementary Appropriation and Virement (b) Rs	Actual Expenditure (c) Rs	(Over)/Under Appropriation (a-c) Rs	(Over)/Under Total Provision (b-c) Rs
<b>Vote 21-1: Ministry of Business, Enterprise and Cooperatives</b>						
<b>Sub-Head 21-101: General</b>						
<b>Recurrent Expenditure</b>		<b>182,920,000</b>	<b>187,220,000</b>	<b>153,394,281</b>	<b>29,525,719</b>	<b>33,825,719</b>
<b>21</b>	<b>Compensation of Employees</b>	<b>24,635,000</b>	<b>24,327,989</b>	<b>22,224,430</b>	<b>2,410,570</b>	<b>2,103,559</b>
21110	Personal Emoluments	22,480,000	21,918,000	19,922,120	2,557,880	1,995,880
21110001	Basic Salary	15,465,000	14,435,000	13,162,759	2,302,241	1,272,241
21110002	Salary Compensation-2015	275,000	213,000	194,250	80,750	18,750
21110004	Allowances	1,600,000	1,625,000	1,618,593	(18,593)	6,407
21110005	Extra Assistance	1,400,000	1,905,000	1,902,750	(502,750)	2,250
21110006	Cash in lieu of Leave	675,000	675,000	507,104	167,896	167,896
21110009	End-of-year Bonus	1,315,000	1,315,000	1,081,300	233,700	233,700
21110010	Service to Mauritius Programme	1,750,000	1,750,000	1,455,364	294,636	294,636
21111	Other Staff Costs	1,975,000	2,229,989	2,162,807	(187,807)	67,182
21111002	Travelling and Transport	1,615,000	1,833,509	1,785,687	(170,687)	47,822
21111100	Overtime	350,000	386,480	369,932	(19,932)	16,548
21111200	Staff Welfare	10,000	10,000	7,188	2,812	2,812
21210	Social Contributions	180,000	180,000	139,503	40,497	40,497
<b>22</b>	<b>Goods and Services</b>	<b>13,285,000</b>	<b>20,009,030</b>	<b>14,274,942</b>	<b>(989,942)</b>	<b>5,734,087</b>
22010	Cost of Utilities	1,675,000	1,663,000	1,454,676	220,324	208,324
22020	Fuel and Oil	185,000	185,000	158,647	26,353	26,353
22030	Rent	1,020,000	5,320,000	4,030,821	(3,010,821)	1,289,179
22040	Office Equipment and	2,720,000	2,720,000	709,776	2,010,224	2,010,224
22050	Office Expenses	205,000	217,000	205,107	(107)	11,893
22060	Maintenance	555,000	555,000	371,627	183,373	183,373
22070	Cleaning Services	85,000	85,000	51,106	33,894	33,894
22100	Publications and Stationery	885,000	885,000	619,719	265,281	265,281
22120	Fees	830,000	2,173,000	2,061,358	(1,231,358)	111,642
22170	Travelling within the Republic of Mauritius	40,000	347,011	304,980	(264,980)	42,031
22900	Other Goods and Services	5,085,000	5,859,019	4,307,125	777,875	1,551,893
<b>26</b>	<b>Current Grants</b>	<b>145,000,000</b>	<b>142,882,981</b>	<b>116,894,909</b>	<b>28,105,091</b>	<b>25,988,072</b>
26313	Extra-Budgetary Units	145,000,000	142,882,981	116,894,909	28,105,091	25,988,072
26313083	Small and Medium Enterprises Development Authority (SMEDA)	145,000,000	142,882,981	116,894,909	28,105,091	25,988,072
	(a) Operating Budget	105,000,000	102,882,981	87,545,075	17,454,925	15,337,906
	(b) Refund to SMEs for Participation in International Fairs	40,000,000	40,000,000	29,349,834	10,650,166	10,650,166
<b>Total - Sub-Head 21-101: General</b>		<b>182,920,000</b>	<b>187,220,000</b>	<b>153,394,281</b>	<b>29,525,719</b>	<b>33,825,719</b>

## STATEMENT D 1

Detailed Statement of Expenditure of the Consolidated Fund  
for the financial year 2015-2016

Item No.	Details	Appropriation (a) Rs	Total Provisions after Supplementary Appropriation and Virement (b) Rs	Actual Expenditure (c) Rs	(Over)/Under Appropriation (a-c) Rs	(Over)/Under Total Provision (b-c) Rs
<b>Sub-Head 21-102: Cooperatives</b>						
<b>Recurrent Expenditure</b>		<b>96,880,000</b>	<b>102,696,000</b>	<b>92,795,795</b>	<b>4,084,205</b>	<b>9,900,205</b>
<b>21</b>	<b>Compensation of Employees</b>	<b>75,445,000</b>	<b>75,057,964</b>	<b>68,375,808</b>	<b>7,069,192</b>	<b>6,682,156</b>
21110	Personal Emoluments	65,160,000	64,930,000	58,399,614	6,760,386	6,530,386
21110001	Basic Salary	54,490,000	54,490,000	48,867,383	5,622,617	5,622,617
21110002	Salary Compensation-2015	1,090,000	1,090,000	874,669	215,331	215,331
21110004	Allowances	1,750,000	1,750,000	1,555,216	194,784	194,784
21110005	Extra Assistance	565,000	565,000	463,969	101,031	101,031
21110006	Cash in lieu of Leave	2,630,000	2,400,000	2,382,835	247,165	17,165
21110009	End-of-year Bonus	4,635,000	4,635,000	4,255,542	379,458	379,458
21111	Other Staff Costs	9,570,000	9,412,964	9,366,656	203,344	46,308
21111002	Travelling and Transport	9,100,000	8,715,000	8,673,235	426,765	41,765
21111100	Overtime	450,000	677,964	673,422	(223,422)	4,542
21111200	Staff Welfare	20,000	20,000	20,000	-	-
21210	Social Contributions	715,000	715,000	609,538	105,462	105,462
<b>22</b>	<b>Goods and Services</b>	<b>13,410,000</b>	<b>19,613,036</b>	<b>16,416,654</b>	<b>(3,006,654)</b>	<b>3,196,382</b>
22010	Cost of Utilities	1,685,000	1,685,000	1,634,944	50,056	50,056
22020	Fuel and Oil	150,000	220,000	179,632	(29,632)	40,368
22030	Rent	5,310,000	7,510,000	7,472,978	(2,162,978)	37,022
22040	Office Equipment and Furniture	400,000	400,000	372,737	27,263	27,263
22050	Office Expenses	395,000	525,000	456,401	(61,401)	68,599
22060	Maintenance	965,000	1,081,000	906,414	58,586	174,586
22070	Cleaning Services	90,000	90,000	67,384	22,616	22,616
22090	Security	515,000	515,000	496,340	18,660	18,660
22100	Publications and Stationery	615,000	665,000	617,140	(2,140)	47,860
22120	Fees	470,000	2,570,000	767,115	(297,115)	1,802,885
22170	Travelling within the Republic	-	385,000	345,154	(345,154)	39,846
22900	Other Goods and Services	2,815,000	3,967,036	3,100,415	(285,415)	866,621
<b>26</b>	<b>Grants</b>	<b>4,225,000</b>	<b>4,225,000</b>	<b>4,217,076</b>	<b>7,924</b>	<b>7,924</b>
26210	Contribution to International Organisations	225,000	225,000	217,076	7,924	7,924
26313	Extra-Budgetary Units	4,000,000	4,000,000	4,000,000	-	-
26313061	National Institute for Cooperative Entrepreneurship	4,000,000	4,000,000	4,000,000	-	-
<b>28</b>	<b>Other Expense</b>	<b>3,800,000</b>	<b>3,800,000</b>	<b>3,786,256</b>	<b>13,744</b>	<b>13,744</b>
28211	Transfers to Non Profit Institutions	3,800,000	3,800,000	3,786,256	13,744	13,744
28211030	Mauritius Co-operative Union	2,300,000	2,300,000	2,286,256	13,744	13,744
28211031	Mauritius Livestock Marketing Co-operative Federation	500,000	500,000	500,000	-	-
28211032	Mauritius Agricultural Marketing Co-operative Federation	500,000	500,000	500,000	-	-
28211058	Mauritius Women Entrepreneur Cooperatives Federation	500,000	500,000	500,000	-	-

## STATEMENT D 1

Detailed Statement of Expenditure of the Consolidated Fund  
for the financial year 2015-2016

Item No.	Details	Appropriation (a) Rs	Total Provisions after Supplementary Appropriation and Virement (b) Rs	Actual Expenditure (c) Rs	(Over)/Under Appropriation (a-c) Rs	(Over)/Under Total Provision (b-c) Rs
<b>Sub-Head 21-102: Cooperatives - continued</b>						
<b>Capital Expenditure</b>		<b>1,500,000</b>	<b>1,500,000</b>	<b>1,459,765</b>	<b>40,235</b>	<b>40,235</b>
31	<b>Acquisition of Non-Financial Assets</b>	<b>1,500,000</b>	<b>1,500,000</b>	<b>1,459,765</b>	<b>40,235</b>	<b>40,235</b>
31121	Transport Equipment	1,500,000	987,100	987,100	512,900	-
31121801	Acquisition of Vehicles	1,500,000	987,100	987,100	512,900	-
<b>Total - Sub-Head 21-102: Cooperatives</b>		<b>98,380,000</b>	<b>104,196,000</b>	<b>94,255,559</b>	<b>4,124,441</b>	<b>9,940,441</b>
<b>Total - Ministry of Business, Enterprise and Cooperatives</b>		<b>281,300,000</b>	<b>291,416,000</b>	<b>247,649,841</b>	<b>33,650,159</b>	<b>43,766,159</b>
<b>Vote 22-1 Ministry of Social Security, National Solidarity and Reform Institutions</b>						
<b>Sub-Head 22-101: General</b>						
<b>Recurrent Expenditure</b>		<b>113,700,000</b>	<b>114,236,437</b>	<b>102,731,903</b>	<b>10,968,097</b>	<b>11,504,534</b>
21	<b>Compensation of Employees</b>	<b>92,935,000</b>	<b>92,290,000</b>	<b>81,932,556</b>	<b>11,002,444</b>	<b>10,357,444</b>
21110	Personal Emoluments	82,635,000	81,620,000	71,966,659	10,668,341	9,653,341
21110001	Basic Salary	58,015,000	57,485,000	53,546,960	4,468,040	3,938,040
21110002	Salary Compensation-2015	1,220,000	1,220,000	993,245	226,755	226,755
21110004	Allowances	2,600,000	2,600,000	2,437,041	162,959	162,959
21110005	Extra Assistance	3,200,000	3,065,000	1,094,593	2,105,407	1,970,407
21110006	Cash in lieu of Leave	3,400,000	3,050,000	2,453,423	946,577	596,577
21110009	End-of-year Bonus	5,000,000	5,000,000	4,413,250	586,750	586,750
21110010	Service to Mauritius	9,200,000	9,200,000	7,028,147	2,171,853	2,171,853
21111	Other Staff Costs	9,550,000	9,920,000	9,270,597	279,403	649,403
21111001	Wages	250,000	370,000	369,925	(119,925)	75
21111002	Travelling and Transport	6,200,000	6,200,000	5,563,180	636,820	636,820
21111100	Overtime	3,000,000	3,250,000	3,237,492	(237,492)	12,508
21111200	Staff Welfare	100,000	100,000	100,000	-	-
21210	Social Contributions	750,000	750,000	695,300	54,700	54,700
22	<b>Goods and Services</b>	<b>20,765,000</b>	<b>21,946,437</b>	<b>20,799,347</b>	<b>(34,347)</b>	<b>1,147,090</b>
22010	Cost of Utilities	2,600,000	2,950,000	2,680,963	(80,963)	269,037
22020	Fuel and Oil	1,500,000	1,500,000	1,413,824	86,176	86,176
22030	Rent	10,000,000	10,200,000	10,186,394	(186,394)	13,606
22040	Office Equipment and	475,000	475,000	426,374	48,626	48,626
22050	Office Expenses	750,000	965,000	946,231	(196,231)	18,769
22060	Maintenance	1,210,000	1,210,000	919,145	290,855	290,855
22100	Publications and Stationery	1,810,000	1,890,000	1,724,325	85,675	165,675
22120	Fees	500,000	500,000	312,600	187,400	187,400
22170	Travelling within the Republic of Mauritius	-	336,437	336,437	(336,437)	-
22900	Other Goods and Services	1,920,000	1,920,000	1,853,054	66,946	66,946
<b>Total - Sub-Head 22-101: General</b>		<b>113,700,000</b>	<b>114,236,437</b>	<b>102,731,903</b>	<b>10,968,097</b>	<b>11,504,534</b>

## STATEMENT D 1

Detailed Statement of Expenditure of the Consolidated Fund  
for the financial year 2015-2016

Item No.	Details	Appropriation (a) Rs	Total Provisions after Supplementary Appropriation and Virement (b) Rs	Actual Expenditure (c) Rs	(Over)/Under Appropriation (a-c) Rs	(Over)/Under Total Provision (b-c) Rs
<b>Sub-Head 22-102: Social Protection</b>						
<b>Recurrent Expenditure</b>		<b>1,550,500,000</b>	<b>1,528,519,563</b>	<b>1,513,796,597</b>	<b>36,703,403</b>	<b>14,722,966</b>
<b>21</b>	<b>Compensation of Employees</b>	<b>150,240,000</b>	<b>153,705,000</b>	<b>149,329,790</b>	<b>910,210</b>	<b>4,375,210</b>
21110	Personal Emoluments	128,240,000	131,180,000	128,208,730	31,270	2,971,270
21110001	Basic Salary	105,395,000	108,635,000	108,630,042	(3,235,042)	4,958
21110002	Salary Compensation-2015	2,645,000	2,345,000	2,041,926	603,074	303,074
21110004	Allowances	4,800,000	4,800,000	3,233,534	1,566,466	1,566,466
21110006	Cash in lieu of Leave	6,400,000	6,400,000	5,503,497	896,503	896,503
21110009	End-of-year Bonus	9,000,000	9,000,000	8,799,732	200,268	200,268
21111	Other Staff Costs	20,500,000	21,025,000	19,693,075	806,925	1,331,925
21111001	Wages	2,600,000	2,600,000	2,590,598	9,402	9,402
21111002	Travelling and Transport	16,500,000	16,500,000	15,227,219	1,272,781	1,272,781
21111100	Overtime	1,400,000	1,925,000	1,875,258	(475,258)	49,742
21210	Social Contributions	1,500,000	1,500,000	1,427,986	72,014	72,014
<b>22</b>	<b>Goods and Services</b>	<b>169,920,000</b>	<b>163,494,563</b>	<b>157,170,361</b>	<b>12,749,639</b>	<b>6,324,202</b>
22010	Cost of Utilities	8,400,000	8,935,000	8,480,247	(80,247)	454,753
22020	Fuel and Oil	115,000	115,000	79,252	35,748	35,748
22030	Rent	13,000,000	10,675,000	9,881,780	3,118,220	793,220
22040	Office Equipment and Furniture	1,700,000	1,710,000	1,458,083	241,917	251,917
22050	Office Expenses	4,000,000	4,300,000	3,940,942	59,058	359,058
22060	Maintenance	15,950,000	18,416,000	17,709,835	(1,759,835)	706,165
22070	Cleaning Services	2,000,000	2,000,000	1,666,397	333,603	333,603
22090	Security	8,300,000	7,590,000	6,654,709	1,645,291	935,291
22100	Publications and Stationery	1,170,000	1,170,000	1,166,904	3,096	3,096
22120	Fees	79,580,000	73,650,000	72,852,313	6,727,687	797,687
	of which					
22120001	Fees for Medical Boards and Domiciliary Visits	75,000,000	72,000,000	71,843,464	3,156,536	156,536
22120008	Fees to Consultants (Disability Study)	1,000,000	-	-	1,000,000	-
22120036	Fees icw 'Service de Proximité' to elderly and persons with severe disabilities	2,000,000	-	(1,854)	2,001,854	1,854
22130	Studies & Surveys	6,000,000	2,426,563	1,960,384	4,039,616	466,179
22130002	Social Register of Mauritius Surveys	5,000,000	1,426,563	1,174,950	3,825,050	251,613
22130006	Support to Non-State Actors	1,000,000	1,000,000	785,434	214,566	214,566
22140	Medical Supplies, Drugs and Equipment	10,050,000	10,050,000	9,896,966	153,034	153,034
22900	Other Goods and Services	19,655,000	22,457,000	21,422,549	(1,767,549)	1,034,451
	of which					
22900004	Catering Services	13,155,000	15,155,000	14,828,483	(1,673,483)	326,517
<b>26</b>	<b>Grants</b>	<b>45,935,000</b>	<b>45,935,000</b>	<b>45,400,000</b>	<b>535,000</b>	<b>535,000</b>
26210	Contribution to International Organisations	35,000	35,000	-	35,000	35,000
26313	Extra-Budgetary Units	45,900,000	45,900,000	45,400,000	500,000	500,000
26313024	Chagossian Welfare Fund	5,700,000	5,700,000	5,700,000	-	-
26313056	National Council for Rehabilitation of Disabled Persons	2,000,000	2,000,000	1,500,000	500,000	500,000
26313069	NGO Trust Fund	19,000,000	19,000,000	19,000,000	-	-
26313081	Senior Citizens Council	8,200,000	8,200,000	8,200,000	-	-

## STATEMENT D 1

Detailed Statement of Expenditure of the Consolidated Fund  
for the financial year 2015-2016

Item No.	Details	Appropriation (a) Rs	Total Provisions after Supplementary Appropriation and Virement (b) Rs	Actual Expenditure (c) Rs	(Over)/Under Appropriation (a-c) Rs	(Over)/Under Total Provision (b-c) Rs
<b>Sub-Head 22-102: Social Protection - continued</b>						
<b>26</b>	<b>Grants-contd.</b>					
26313093	Training and Employment of Disabled Persons Board	11,000,000	11,000,000	11,000,000	-	-
<b>27</b>	<b>Social Benefits</b>	<b>1,083,700,000</b>	<b>1,063,970,000</b>	<b>1,063,177,059</b>	<b>20,522,941</b>	<b>792,941</b>
27210	Social Assistance Benefits in Cash	1,068,500,000	1,048,770,000	1,048,453,610	20,046,390	316,390
27210002	Social Aid	1,000,000,000	1,029,000,000	1,028,689,746	(28,689,746)	310,254
27210012	Assistance and Training of Disabled Persons	18,500,000	19,770,000	19,763,864	(1,263,864)	6,136
27210014	Income Support Programme for the Poor	50,000,000	-	-	50,000,000	-
27220	Social Assistance Benefits in kind	15,200,000	15,200,000	14,723,449	476,551	476,551
27220001	of which Social Aid	15,000,000	15,000,000	14,524,324	475,676	475,676
<b>28</b>	<b>Other Expense</b>	<b>100,705,000</b>	<b>101,415,000</b>	<b>98,719,387</b>	<b>1,985,613</b>	<b>2,695,613</b>
28211	Transfers to Non Profit Institutions	99,100,000	99,810,000	97,361,981	1,738,019	2,448,019
28211004	Charitable Institutions	82,500,000	82,500,000	80,217,829	2,282,171	2,282,171
28211024	Subsidy to Religious Bodies i.c.w water bills	6,000,000	6,710,000	6,544,152	(544,152)	165,848
28211046	MACOSS	5,125,000	5,125,000	5,125,000	-	-
28211047	Lois Lagesse Trust Fund	4,475,000	4,475,000	4,475,000	-	-
28211048	Society for the Welfare of the Deaf	1,000,000	1,000,000	1,000,000	-	-
28212	Transfers to Households	1,605,000	1,605,000	1,357,406	247,594	247,594
28212013	of which Gifts to Centenarians	1,500,000	1,500,000	1,333,022	166,978	166,978
<b>Capital Expenditure</b>		<b>69,800,000</b>	<b>69,800,000</b>	<b>42,180,565</b>	<b>27,619,435</b>	<b>27,619,435</b>
<b>26</b>	<b>Grants</b>	<b>400,000</b>	<b>400,000</b>	<b>400,000</b>	-	-
26323	Extra-Budgetary Units	400,000	400,000	400,000	-	-
26323093	Training and Employment of Disabled Persons Board	400,000	400,000	400,000	-	-
<b>28</b>	<b>Other Expense</b>	<b>1,400,000</b>	<b>1,400,000</b>	-	<b>1,400,000</b>	<b>1,400,000</b>
28221	Transfers to Non Profit Institutions	1,400,000	1,400,000	-	1,400,000	1,400,000
28221011	Charitable Institutions (CCTV Camera)	1,400,000	1,400,000	-	1,400,000	1,400,000
<b>31</b>	<b>Acquisition of Non-Financial Assets</b>	<b>68,000,000</b>	<b>68,000,000</b>	<b>41,780,565</b>	<b>26,219,435</b>	<b>26,219,435</b>
31111	Dwellings	67,000,000	66,556,550	40,387,204	26,612,796	26,169,346
31111002	Construction of Recreational Centres	62,000,000	61,556,550	36,784,156	25,215,844	24,772,394
	(a) Recreation Centre for Senior Citizens at Pte Aux Piments (N 1)	12,000,000	11,556,550	7,998,967	4,001,033	3,557,583
	(b) Recreation Centre for Senior Citizens at Riambel (N 1)	50,000,000	50,000,000	28,785,188	21,214,812	21,214,812
31111403	Extension of Foyer Trochetia Disability Centre at Pointe Aux Sables	5,000,000	5,000,000	3,603,048	1,396,952	1,396,952
31112	Non-Residential Buildings	-	443,450	443,360	(443,360)	90
31112001	Construction of Office Building-Social Security Office at Riv. des Anquilles	-	443,450	443,360	(443,360)	90

## STATEMENT D 1

Detailed Statement of Expenditure of the Consolidated Fund  
for the financial year 2015-2016

Item No.	Details	Appropriation (a) Rs	Total Provisions after Supplementary Appropriation and Virement (b) Rs	Actual Expenditure (c) Rs	(Over)/Under Appropriation (a-c) Rs	(Over)/Under Total Provision (b-c) Rs
<b>Sub-Head 22-102: Social Protection - continued</b>						
<b>31</b>	<b>Acquisition of Non-Financial Assets-contd.</b>					
31121	Transport Equipment	1,000,000	1,000,000	950,000	50,000	50,000
31121801	Acquisition of Vehicles	1,000,000	1,000,000	950,000	50,000	50,000
<b>Total - Sub-Head 22-102: Social Protection</b>		<b>1,620,300,000</b>	<b>1,598,319,563</b>	<b>1,555,977,162</b>	<b>64,322,838</b>	<b>42,342,401</b>
<b>Sub-Head 22-103: National Pension Management</b>						
<b>Recurrent Expenditure</b>		<b>16,596,800,000</b>	<b>17,777,777,455</b>	<b>17,767,887,980</b>	<b>(1,171,087,980)</b>	<b>9,889,475</b>
<b>21</b>	<b>Compensation of Employees</b>	<b>188,040,000</b>	<b>183,639,600</b>	<b>182,851,001</b>	<b>5,188,999</b>	<b>788,599</b>
21110	Personal Emoluments	171,440,000	166,344,600	165,752,999	5,687,001	591,601
21110001	Basic Salary	146,195,000	142,720,000	142,666,858	3,528,142	53,142
21110002	Salary Compensation-2015	3,500,000	2,925,000	2,849,107	650,893	75,893
21110004	Allowances	2,325,000	2,099,600	1,807,038	517,962	292,562
21110006	Cash in lieu of Leave	7,100,000	6,840,000	6,757,572	342,428	82,428
21110009	End-of-year Bonus	12,320,000	11,760,000	11,672,424	647,576	87,576
21111	Other Staff Costs	14,450,000	15,145,000	15,067,778	(617,778)	77,222
21111002	Travelling and Transport	13,300,000	13,700,000	13,640,916	(340,916)	59,084
21111100	Overtime	1,150,000	1,445,000	1,426,863	(276,863)	18,137
21210	Social Contributions	2,150,000	2,150,000	2,030,223	119,777	119,777
<b>22</b>	<b>Goods and Services</b>	<b>41,245,000</b>	<b>42,622,855</b>	<b>40,944,709</b>	<b>300,291</b>	<b>1,678,146</b>
22010	Cost of Utilities	2,250,000	2,450,000	2,219,158	30,842	230,842
22030	Rent	2,250,000	2,250,000	2,213,437	36,563	36,563
22040	Office Equipment and Furniture	750,000	750,000	490,686	259,314	259,314
22050	Office Expenses	1,865,000	2,565,000	2,421,048	(556,048)	143,952
22060	Maintenance	1,270,000	1,770,000	1,731,595	(461,595)	38,405
22100	Publications and Stationery	1,640,000	1,640,000	1,348,104	291,896	291,896
22120	Fees	29,000,000	29,000,000	28,415,453	584,547	584,547
22120001	Fees for Medical Boards and Domiciliary Visits	13,000,000	14,250,000	13,900,869	(900,869)	349,131
22120004	Fees to Mauritius Post Ltd	16,000,000	14,750,000	14,514,584	1,485,416	235,416
22900	Other Goods and Services	2,220,000	2,197,855	2,105,228	114,772	92,627
<b>26</b>	<b>Grants</b>	<b>515,000</b>	<b>515,000</b>	<b>515,000</b>	<b>-</b>	<b>-</b>
26210	Contribution to International Organisations	515,000	515,000	515,000	-	-
<b>27</b>	<b>Social Benefits</b>	<b>16,366,000,000</b>	<b>17,550,000,000</b>	<b>17,543,351,833</b>	<b>(1,177,351,833)</b>	<b>6,648,167</b>
27210	Social Assistance Benefits in Cash	16,366,000,000	17,550,000,000	17,543,351,833	(1,177,351,833)	6,648,167
27210101	Basic Retirement Pension	12,050,000,000	13,105,500,000	13,103,427,123	(1,053,427,123)	2,072,877
27210102	Basic Widows Pension	1,250,000,000	1,311,450,000	1,310,860,649	(60,860,649)	589,351
27210103	Basic Invalid Pension	1,755,000,000	1,855,500,000	1,854,954,371	(99,954,371)	545,629
27210104	Basic Orphans Pension	15,000,000	19,550,000	19,420,576	(4,420,576)	129,424
27210105	Child Allowance	320,000,000	315,000,000	314,603,635	5,396,365	396,365
27210106	Other Basic Pensions	976,000,000	943,000,000	940,085,480	35,914,520	2,914,520
<b>28</b>	<b>Other Expense</b>	<b>1,000,000</b>	<b>1,000,000</b>	<b>225,436</b>	<b>774,564</b>	<b>774,564</b>
28212	Transfers to Households	1,000,000	1,000,000	225,436	774,564	774,564
28212022	Contribution to NPF on behalf of Domestic Workers	1,000,000	1,000,000	225,436	774,564	774,564
<b>Total - Sub-Head 22-103: National Pension Management</b>		<b>16,596,800,000</b>	<b>17,777,777,455</b>	<b>17,767,887,980</b>	<b>(1,171,087,980)</b>	<b>9,889,475</b>

## STATEMENT D 1

Detailed Statement of Expenditure of the Consolidated Fund  
for the financial year 2015-2016

Item No.	Details	Appropriation (a) Rs	Total Provisions after Supplementary Appropriation and Virement (b) Rs	Actual Expenditure (c) Rs	(Over)/Under Appropriation (a-c) Rs	(Over)/Under Total Provision (b-c) Rs
<b>Sub-Head 22-104: Reform Institutions and Rehabilitation</b>						
<b>Recurrent Expenditure</b>		<b>92,200,000</b>	<b>85,584,000</b>	<b>82,594,719</b>	<b>9,605,281</b>	<b>2,989,281</b>
<b>21</b>	<b>Compensation of Employees</b>	<b>73,245,000</b>	<b>69,505,000</b>	<b>68,530,073</b>	<b>4,714,927</b>	<b>974,927</b>
21110	Personal Emoluments	63,695,000	59,955,000	59,344,557	4,350,443	610,443
21110001	Basic Salary	51,440,000	47,703,000	47,571,838	3,868,162	131,162
21110002	Salary Compensation-2015	1,205,000	1,055,000	957,162	247,838	97,838
21110004	Allowances	4,000,000	5,112,000	5,112,000	(1,112,000)	-
21110006	Cash in lieu of Leave	2,750,000	1,865,000	1,801,978	948,022	63,022
21110009	End-of-year Bonus	4,300,000	4,220,000	3,901,579	398,421	318,421
21111	Other Staff Costs	8,850,000	8,850,000	8,513,668	336,332	336,332
21111002	Travelling and Transport	7,600,000	7,600,000	7,528,471	71,529	71,529
21111100	Overtime	1,250,000	1,250,000	985,197	264,803	264,803
21210	Social Contributions	700,000	700,000	671,848	28,152	28,152
<b>22</b>	<b>Goods and Services</b>	<b>16,455,000</b>	<b>13,094,000</b>	<b>11,164,645</b>	<b>5,290,355</b>	<b>1,929,355</b>
22010	Cost of Utilities	2,120,000	2,320,000	2,196,940	(76,940)	123,060
22030	Rent	4,645,000	3,100,000	2,468,287	2,176,713	631,713
22040	Office Equipment and Furniture	905,000	905,000	639,920	265,080	265,080
22050	Office Expenses	580,000	625,000	599,007	(19,007)	25,993
22060	Maintenance	4,535,000	2,069,000	1,267,687	3,267,313	801,313
22090	Security	35,000	35,000	30,360	4,640	4,640
22100	Publications and Stationery	545,000	545,000	531,184	13,816	13,816
22120	Fees	1,170,000	1,380,000	1,365,685	(195,685)	14,315
22900	Other Goods and Services	1,920,000	2,115,000	2,065,576	(145,576)	49,424
<b>28</b>	<b>Other Expense</b>	<b>2,500,000</b>	<b>2,985,000</b>	<b>2,900,000</b>	<b>(400,000)</b>	<b>85,000</b>
28211	Transfers to Non-Profit Institutions	2,500,000	2,985,000	2,900,000	(400,000)	85,000
28211049	Probation Home for Girls	1,300,000	1,785,000	1,700,000	(400,000)	85,000
28211050	Probation Home for Boys	1,200,000	1,200,000	1,200,000	-	-
<b>Capital Expenditure</b>		<b>2,500,000</b>	<b>2,500,000</b>	<b>229,470</b>	<b>2,270,530</b>	<b>2,270,530</b>
<b>31</b>	<b>Acquisition of Non-Financial Assets</b>	<b>2,500,000</b>	<b>2,500,000</b>	<b>229,470</b>	<b>2,270,530</b>	<b>2,270,530</b>
31111	Dwellings	-	230,000	229,470	(229,470)	530
31111404	Upgrading of Youth Rehabilitation Centres	-	230,000	229,470	(229,470)	530
31112	Non-Residential Buildings	2,500,000	2,270,000	-	2,500,000	2,270,000
31112401	Upgrading of Probation Offices	2,500,000	2,270,000	-	2,500,000	2,270,000
<b>Total - Sub-Head 22-104: Reform Institutions and Rehabilitation</b>		<b>94,700,000</b>	<b>88,084,000</b>	<b>82,824,189</b>	<b>11,875,811</b>	<b>5,259,811</b>
<b>Sub-Head 22-105: Social Welfare and Community-Based Activities</b>						
<b>Recurrent Expenditure</b>		<b>299,500,000</b>	<b>300,582,545</b>	<b>298,755,449</b>	<b>744,551</b>	<b>1,827,096</b>
<b>21</b>	<b>Compensation of Employees</b>	<b>24,165,000</b>	<b>24,577,000</b>	<b>23,962,774</b>	<b>202,226</b>	<b>614,226</b>
21110	Personal Emoluments	21,365,000	21,135,000	20,552,525	812,475	582,475
21110001	Basic Salary	18,155,000	17,530,000	17,278,264	876,736	251,736
21110002	Salary Compensation-2015	360,000	360,000	305,325	54,675	54,675
21110004	Allowances	200,000	687,000	685,236	(485,236)	1,764
21110006	Cash in lieu of Leave	1,100,000	1,008,000	837,174	262,826	170,826
21110009	End-of-year Bonus	1,550,000	1,550,000	1,446,525	103,475	103,475
21111	Other Staff Costs	2,600,000	3,222,000	3,192,431	(592,431)	29,569
21111002	Travelling and Transport	2,500,000	3,110,000	3,082,561	(582,561)	27,439
21111100	Overtime	100,000	112,000	109,871	(9,871)	2,129
21210	Social Contributions	200,000	220,000	217,818	(17,818)	2,182



## STATEMENT D 1

Detailed Statement of Expenditure of the Consolidated Fund  
for the financial year 2015-2016

Item No.	Details	Appropriation (a) Rs	Total Provisions after Supplementary Appropriation and Virement (b) Rs	Actual Expenditure (c) Rs	(Over)/Under Appropriation (a-c) Rs	(Over)/Under Total Provision (b-c) Rs
<b>Sub-Head 22-105: Social Welfare and Community-Based Activities - continued</b>						
<b>22</b>	<b>Goods and Services</b>	<b>4,335,000</b>	<b>5,005,545</b>	<b>3,792,675</b>	<b>542,325</b>	<b>1,212,870</b>
22010	Cost of Utilities	360,000	425,000	409,924	(49,924)	15,076
22030	Rent	1,520,000	1,520,000	1,518,000	2,000	2,000
22040	Office Equipment and Furniture	800,000	1,375,000	1,278,872	(478,872)	96,128
22050	Office Expenses	175,000	175,000	53,281	121,719	121,719
22060	Maintenance	1,225,000	1,225,000	311,804	913,196	913,196
22100	Publications and Stationery	130,000	130,000	68,923	61,077	61,077
22120	Fees	25,000	25,000	21,650	3,350	3,350
22900	Other Goods and Services	100,000	130,545	130,220	(30,220)	325
<b>26</b>	<b>Grants</b>	<b>260,000,000</b>	<b>260,000,000</b>	<b>260,000,000</b>	-	-
26313	Extra-Budgetary Units	260,000,000	260,000,000	260,000,000	-	-
26313085	Sugar Industry Labour Welfare Fund	260,000,000	260,000,000	260,000,000	-	-
<b>28</b>	<b>Other Expense</b>	<b>11,000,000</b>	<b>11,000,000</b>	<b>11,000,000</b>	-	-
28211	Transfers to Non-Profit Institutions	11,000,000	11,000,000	11,000,000	-	-
28211022	Social Welfare Centres	11,000,000	11,000,000	11,000,000	-	-
<b>Capital Expenditure</b>		<b>5,000,000</b>	<b>5,000,000</b>	<b>5,000,000</b>	-	-
<b>26</b>	<b>Grants</b>	<b>5,000,000</b>	<b>5,000,000</b>	<b>5,000,000</b>	-	-
26323	Extra-Budgetary Units	5,000,000	5,000,000	5,000,000	-	-
26323085	Sugar Industry Labour Welfare Fund	5,000,000	5,000,000	5,000,000	-	-
<b>Total - Sub-Head 22-105: Social Welfare and Community-Based Activities</b>		<b>304,500,000</b>	<b>305,582,545</b>	<b>303,755,449</b>	<b>744,551</b>	<b>1,827,096</b>
<b>Total - Ministry of Social Security, National Solidarity and Reform Institutions</b>		<b>18,730,000,000</b>	<b>19,884,000,000</b>	<b>19,813,176,681</b>	<b>(1,083,176,681)</b>	<b>70,823,319</b>
<b>Ministry of Ocean Economy, Marine Resources, Fisheries, Shipping and Outer Islands</b>						
<b>Vote 23-1: Ocean Economy, Marine Resources, Shipping and Outer Islands</b>						
<b>Sub-Head 23-101: General</b>						
<b>Recurrent Expenditure</b>		<b>205,550,000</b>	<b>207,150,000</b>	<b>202,976,548</b>	<b>2,573,452</b>	<b>4,173,452</b>
<b>21</b>	<b>Compensation of Employees</b>	<b>40,916,000</b>	<b>42,531,000</b>	<b>41,201,127</b>	<b>(285,127)</b>	<b>1,329,873</b>
21110	Personal Emoluments	36,006,000	36,821,000	35,702,872	303,128	1,118,128
21110001	Basic Salary	26,776,000	28,376,000	28,142,303	(1,366,303)	233,697
21110002	Salary Compensation-2015	550,000	550,000	511,381	38,619	38,619
21110004	Allowances	2,100,000	2,100,000	1,921,186	178,814	178,814
21110005	Extra Assistance	2,568,000	1,858,000	1,650,999	917,001	207,001
21110006	Cash in lieu of Leave	1,500,000	1,500,000	1,164,603	335,397	335,397
21110009	End-of-year Bonus	2,512,000	2,437,000	2,312,399	199,601	124,601
21111	Other Staff Costs	4,610,000	5,335,000	5,139,413	(529,413)	195,587
21111001	Wages	200,000	200,000	173,394	26,606	26,606
21111002	Travelling and Transport	3,500,000	3,500,000	3,347,084	152,916	152,916
21111100	Overtime	900,000	1,625,000	1,610,542	(710,542)	14,458
21111200	Staff Welfare	10,000	10,000	8,393	1,607	1,607
21210	Social Contributions	300,000	375,000	358,842	(58,842)	16,158

## STATEMENT D 1

Detailed Statement of Expenditure of the Consolidated Fund  
for the financial year 2015-2016

Item No.	Details	Appropriation (a) Rs	Total Provisions after Supplementary Appropriation and Virement (b) Rs	Actual Expenditure (c) Rs	(Over)/Under Appropriation (a-c) Rs	(Over)/Under Total Provision (b-c) Rs
<b>Sub-Head 23-101: General - continued</b>						
<b>22</b>	<b>Goods and Services</b>	<b>16,234,000</b>	<b>16,219,000</b>	<b>13,382,082</b>	<b>2,851,918</b>	<b>2,836,918</b>
22010	Cost of Utilities	2,150,000	2,165,000	1,950,404	199,596	214,596
22020	Fuel and Oil	400,000	440,000	430,580	(30,580)	9,420
22030	Rent	7,504,000	5,689,000	5,255,906	2,248,094	433,094
22030001	Rental of Building	7,310,000	5,495,000	5,076,506	2,233,494	418,494
22030002	Rental of Parking Slots	194,000	194,000	179,400	14,600	14,600
22040	Office Equipment and Furniture	1,700,000	1,755,000	1,615,347	84,653	139,653
22050	Office Expenses	355,000	430,000	362,167	(7,167)	67,833
22060	Maintenance	860,000	860,000	683,322	176,678	176,678
22070	Cleaning Services	300,000	300,000	238,103	61,897	61,897
22100	Publications and Stationery	540,000	870,000	790,243	(250,243)	79,757
22120	Fees	50,000	50,000	32,000	18,000	18,000
22130	Studies & Surveys	1,500,000	1,150,000	-	1,500,000	1,150,000
22900	Other Goods and Services	875,000	2,510,000	2,024,011	(1,149,011)	485,989
<b>26</b>	<b>Grants</b>	<b>148,400,000</b>	<b>148,400,000</b>	<b>148,393,338</b>	<b>6,662</b>	<b>6,662</b>
26313	Extra-Budgetary Units	148,400,000	148,400,000	148,393,338	6,662	6,662
26313002	Agalega Island Council	300,000	300,000	293,338	6,662	6,662
26313040	Mauritius Oceanography Institute	35,100,000	35,100,000	35,100,000	-	-
26313070	Outer Islands Development Corporation	113,000,000	113,000,000	113,000,000	-	-
<b>Capital Expenditure</b>		<b>631,000,000</b>	<b>631,000,000</b>	<b>106,061,782</b>	<b>524,938,218</b>	<b>524,938,218</b>
<b>26</b>	<b>Grants</b>	<b>631,000,000</b>	<b>631,000,000</b>	<b>106,061,782</b>	<b>524,938,218</b>	<b>524,938,218</b>
26323	Extra-Budgetary Units	631,000,000	631,000,000	106,061,782	524,938,218	524,938,218
26323040	Mauritius Oceanography Institute	131,000,000	131,000,000	97,733,846	33,266,154	33,266,154
	of which					
	Construction of Administrative/Research/Laboratory Complex	110,000,000	110,000,000	90,933,846	19,066,154	19,066,154
26323070	Outer Islands Development Corporation	500,000,000	500,000,000	8,327,936	491,672,064	491,672,064
<b>Total - Sub-Head 23-101: General</b>		<b>836,550,000</b>	<b>838,150,000</b>	<b>309,038,330</b>	<b>527,511,670</b>	<b>529,111,670</b>
<b>Sub-Head 23-102: Shipping</b>						
<b>Recurrent Expenditure</b>		<b>92,450,000</b>	<b>138,470,000</b>	<b>128,483,069</b>	<b>(36,033,069)</b>	<b>9,986,931</b>
<b>21</b>	<b>Compensation of Employees</b>	<b>25,660,000</b>	<b>22,305,000</b>	<b>19,827,749</b>	<b>5,832,251</b>	<b>2,477,251</b>
21110	Personal Emoluments	22,905,000	19,550,000	17,878,563	5,026,437	1,671,437
21110001	Basic Salary	18,225,000	14,455,000	13,628,594	4,596,406	826,406
21110002	Salary Compensation-2015	390,000	390,000	230,781	159,219	159,219
21110004	Allowances	1,250,000	1,265,000	1,262,805	(12,805)	2,195
21110005	Extra Assistance	600,000	1,000,000	938,275	(338,275)	61,725
21110006	Cash in lieu of Leave	800,000	800,000	593,017	206,983	206,983
21110009	End-of-year Bonus	1,640,000	1,640,000	1,225,091	414,909	414,909
21111	Other Staff Costs	2,555,000	2,555,000	1,815,582	739,418	739,418
21111002	Travelling and Transport	1,700,000	1,700,000	1,579,449	120,551	120,551
21111100	Overtime	850,000	850,000	235,443	614,557	614,557
21111200	Staff Welfare	5,000	5,000	690	4,310	4,310
21210	Social Contributions	200,000	200,000	133,603	66,397	66,397

## STATEMENT D 1

Detailed Statement of Expenditure of the Consolidated Fund  
for the financial year 2015-2016

Item No.	Details	Appropriation (a) Rs	Total Provisions after Supplementary Appropriation and Virement (b) Rs	Actual Expenditure (c) Rs	(Over)/Under Appropriation (a-c) Rs	(Over)/Under Total Provision (b-c) Rs
<b>Sub-Head 23-102: Shipping - continued</b>						
<b>22</b>	<b>Goods and Services</b>	<b>40,380,000</b>	<b>42,135,000</b>	<b>34,899,498</b>	<b>5,480,502</b>	<b>7,235,502</b>
22010	Cost of Utilities	825,000	1,184,000	1,051,698	(226,698)	132,302
22020	Fuel and Oil	80,000	80,000	36,660	43,340	43,340
22030	Rent	3,890,000	3,581,000	2,110,025	1,779,975	1,470,975
22040	Office Equipment and Furniture	475,000	2,105,000	1,895,533	(1,420,533)	209,467
22050	Office Expenses	165,000	165,000	98,419	66,581	66,581
22060	Maintenance	800,000	800,000	641,606	158,394	158,394
22070	Cleaning Services	700,000	700,000	699,070	930	930
22090	Security	22,235,000	23,815,000	23,234,737	(999,737)	580,263
	<i>of which</i>					
22090007	Maritime Communications Services	20,375,000	21,955,000	21,951,898	(1,576,898)	3,102
22100	Publications and Stationery	980,000	1,105,000	858,621	121,379	246,379
22120	Fees	7,305,000	6,955,000	3,321,125	3,983,875	3,633,875
22130	Studies & Surveys	1,250,000	20,000	-	1,250,000	20,000
22900	Other Goods and Services	1,675,000	1,625,000	952,005	722,995	672,995
<b>25</b>	<b>Subsidies</b>	<b>650,000</b>	<b>650,000</b>	<b>514,035</b>	<b>135,965</b>	<b>135,965</b>
25210	Non Financial Private Enterprises	650,000	650,000	514,035	135,965	135,965
25210002	Ferry Boat Operators	650,000	650,000	514,035	135,965	135,965
<b>26</b>	<b>Grants</b>	<b>450,000</b>	<b>450,000</b>	<b>352,317</b>	<b>97,683</b>	<b>97,683</b>
26210	Contribution to International Organisations	450,000	450,000	352,317	97,683	97,683
26210030	International Maritime Organisation	450,000	450,000	352,317	97,683	97,683
<b>27</b>	<b>Social Benefits</b>	<b>10,000</b>	<b>10,000</b>	<b>-</b>	<b>10,000</b>	<b>10,000</b>
27210	Social Assistance Benefits in Cash	10,000	10,000	-	10,000	10,000
27210009	Funeral Grants	10,000	10,000	-	10,000	10,000
<b>28</b>	<b>Other Expense</b>	<b>25,300,000</b>	<b>72,920,000</b>	<b>72,889,470</b>	<b>(47,589,470)</b>	<b>30,530</b>
28211	Transfers to Non Profit Institutions	300,000	300,000	282,833	17,167	17,167
28211021	Secretariat Indian Ocean Regional Port State Control	300,000	300,000	282,833	17,167	17,167
28213	Transfers to Non Financial Public Corporation	25,000,000	72,620,000	72,606,637	(47,606,637)	13,363
28213010	Mauritius Shipping Corporation Ltd	25,000,000	72,620,000	72,606,637	(47,606,637)	13,363
<b>Capital Expenditure</b>		<b>12,000,000</b>	<b>12,000,000</b>	<b>9,104,823</b>	<b>2,895,178</b>	<b>2,895,178</b>
<b>31</b>	<b>Acquisition of Non-Financial Assets</b>	<b>12,000,000</b>	<b>12,000,000</b>	<b>9,104,823</b>	<b>2,895,178</b>	<b>2,895,178</b>
31122	Other Machinery & Equipment	12,000,000	12,000,000	9,104,823	2,895,178	2,895,178
31122999	Acquisition of Other Machinery and Equipment (N 1)	12,000,000	12,000,000	9,104,823	2,895,178	2,895,178
<b>Total - Sub-Head 23-102: Shipping</b>		<b>104,450,000</b>	<b>150,470,000</b>	<b>137,587,891</b>	<b>(33,137,891)</b>	<b>12,882,109</b>
<b>Total Vote 23-1: Ocean Economy, Marine Resources, Shipping and Outer Islands</b>		<b>941,000,000</b>	<b>988,620,000</b>	<b>446,626,221</b>	<b>494,373,779</b>	<b>541,993,779</b>

## STATEMENT D 1

Detailed Statement of Expenditure of the Consolidated Fund  
for the financial year 2015-2016

Item No.	Details	Appropriation (a) Rs	Total Provisions after Supplementary Appropriation and Virement (b) Rs	Actual Expenditure (c) Rs	(Over)/Under Appropriation (a-c) Rs	(Over)/Under Total Provision (b-c) Rs
<b>Vote 23-2: Fisheries</b>						
<b>Sub-Head 23-201: Fisheries Development</b>						
<b>Recurrent Expenditure</b>		<b>242,300,000</b>	<b>242,300,000</b>	<b>193,599,574</b>	<b>48,700,426</b>	<b>48,700,426</b>
<b>21</b>	<b>Compensation of Employees</b>	<b>160,973,000</b>	<b>160,649,000</b>	<b>150,484,479</b>	<b>10,488,521</b>	<b>10,164,521</b>
21110	Personal Emoluments	144,718,000	143,169,000	133,622,724	11,095,276	9,546,276
21110001	Basic Salary	112,903,000	110,454,000	103,522,428	9,380,572	6,931,572
21110002	Salary Compensation-2015	2,700,000	2,700,000	2,049,972	650,028	650,028
21110004	Allowances	11,415,000	12,315,000	12,280,298	(865,298)	34,702
21110005	Extra Assistance	1,000,000	1,000,000	441,360	558,640	558,640
21110006	Cash in lieu of Leave	5,100,000	5,100,000	5,007,222	92,778	92,778
21110009	End-of-year Bonus	8,900,000	8,900,000	8,569,412	330,588	330,588
21110010	Service to Mauritius Programme	2,700,000	2,700,000	1,752,032	947,968	947,968
21111	Other Staff Costs	14,855,000	16,055,000	15,439,751	(584,751)	615,249
21111001	Wages	225,000	225,000	74,146	150,854	150,854
21111002	Travelling and Transport	12,600,000	13,000,000	12,772,907	(172,907)	227,093
21111100	Overtime	2,000,000	2,800,000	2,568,700	(568,700)	231,300
21111200	Staff Welfare	30,000	30,000	23,998	6,002	6,002
21210	Social Contributions	1,400,000	1,425,000	1,422,004	(22,004)	2,996
<b>22</b>	<b>Goods and Services</b>	<b>64,602,000</b>	<b>64,370,600</b>	<b>34,740,547</b>	<b>29,861,453</b>	<b>29,630,053</b>
22010	Cost of Utilities	6,750,000	6,855,000	6,696,504	53,496	158,496
22020	Fuel and Oil	3,500,000	3,500,000	2,599,945	900,055	900,055
22030	Rent	3,230,000	3,213,512	2,977,968	252,032	235,544
22040	Office Equipment and Furniture	1,400,000	1,768,000	1,761,104	(361,104)	6,896
22050	Office Expenses	400,000	400,000	266,049	133,951	133,951
22060	Maintenance	10,025,000	10,025,000	5,583,898	4,441,102	4,441,102
22070	Cleaning Services	2,360,000	2,360,000	2,101,805	258,195	258,195
22090	Security	3,475,000	3,475,000	3,364,290	110,710	110,710
22100	Publications and Stationery	1,190,000	2,490,000	1,864,681	(674,681)	625,319
22120	Fees	6,100,000	6,100,000	612,551	5,487,449	5,487,449
22130	Studies & Surveys (Banks Fisheries viability)	2,920,000	2,920,000	59,520	2,860,480	2,860,480
22150	Scientific and Laboratory Equipment and Supplies	5,000,000	5,000,000	793,800	4,206,200	4,206,200
22900	Other Goods and Services of which	18,252,000	15,923,600	5,741,030	12,510,970	10,182,570
22900020	Requisites icw Fishing Activities	6,200,000	5,020,000	2,838,367	3,361,633	1,658,367
22900030	Safety and Security Equipment for Fishers	2,500,000	2,500,000	1,447,368	1,052,632	1,447,368
22900926	Marine Ranching Project	5,000,000	4,226,600	59,127	4,940,873	(714,273)
<b>26</b>	<b>Grants</b>	<b>9,625,000</b>	<b>10,180,400</b>	<b>7,749,568</b>	<b>1,875,432</b>	<b>2,430,832</b>
26210	Contribution to International Organisations	2,625,000	3,180,400	2,249,568	375,432	930,832
26210095	Indian Ocean Tuna Commission (IOTC)	1,700,000	2,255,400	2,173,775	(473,775)	81,625
26210096	Indian Ocean Rim Association for Regional Cooperation (IOR-ARC)	300,000	300,000	-	300,000	300,000

## STATEMENT D 1

Detailed Statement of Expenditure of the Consolidated Fund  
for the financial year 2015-2016

Item No.	Details	Appropriation (a) Rs	Total Provisions after Supplementary Appropriation and Virement (b) Rs	Actual Expenditure (c) Rs	(Over)/Under Appropriation (a-c) Rs	(Over)/Under Total Provision (b-c) Rs
<b>Sub-Head 23-201: Fisheries Development - continued</b>						
<b>26</b>	<b>Grants - contd.</b>					
26210155	Indian Ocean South East Asian (IOSEA) Marine Turtle Conservation Programme	25,000	28,000	26,157	(1,157)	1,843
26210165	Southern Indian Ocean Fisheries Agreement (SIOFA)	600,000	597,000	49,636	550,364	547,364
26313	Extra-Budgetary Units	7,000,000	7,000,000	5,500,000	1,500,000	1,500,000
26313018	Fishermen Welfare Fund	7,000,000	7,000,000	5,500,000	1,500,000	1,500,000
<b>28</b>	<b>Other Expense</b>	<b>7,100,000</b>	<b>7,100,000</b>	<b>624,980</b>	<b>6,475,020</b>	<b>6,475,020</b>
28212	Transfer to Households	6,700,000	6,700,000	305,000	6,395,000	6,395,000
28212002	Compensation to Net Fishermen	6,500,000	6,500,000	105,000	6,395,000	6,395,000
28212016	Compensation to Heirs of Fishermen icw Accidental Death at Sea	200,000	200,000	200,000	-	-
28217	Other Expense Not Elsewhere Specified	400,000	400,000	319,980	80,020	80,020
<b>Capital Expenditure</b>		<b>47,700,000</b>	<b>47,700,000</b>	<b>9,776,827</b>	<b>37,923,173</b>	<b>37,923,173</b>
<b>28</b>	<b>Other Expense</b>	<b>5,000,000</b>	<b>5,000,000</b>	<b>5,000,000</b>	<b>-</b>	<b>-</b>
28225	Transfers to Private Enterprises	5,000,000	5,000,000	5,000,000	-	-
28225008	Off Lagoon Fishing Scheme for purchase of Canotte	5,000,000	5,000,000	5,000,000	-	-
<b>31</b>	<b>Acquisition of Non-Financial Assets</b>	<b>42,700,000</b>	<b>42,700,000</b>	<b>4,776,827</b>	<b>37,923,173</b>	<b>37,923,173</b>
31112	Non-Residential Buildings	18,200,000	18,200,000	509,827	17,690,173	17,690,173
31112009	Construction of Fish Landing Stations	700,000	700,000	-	700,000	700,000
31112010	Construction of Fisheries Posts	5,500,000	5,500,000	-	5,500,000	5,500,000
	(a) Trou Aux Biches	-	-	-	-	-
	(b) Case Noyale	5,500,000	5,500,000	-	5,500,000	5,500,000
31112032	Construction of Marine Park	4,000,000	4,000,000	-	4,000,000	4,000,000
	(a) Blue Bay	4,000,000	4,000,000	-	4,000,000	4,000,000
	(b) Balaclava	-	-	-	-	-
31112409	Upgrading of Fish Landing Stations	3,000,000	3,000,000	-	3,000,000	3,000,000
31112410	Upgrading of Fisheries Posts	5,000,000	5,000,000	509,827	4,490,173	4,490,173
	(b) Poudre D'or FP Fencing	1,500,000	1,500,000	-	1,500,000	1,500,000
	(c) Grand Gaube FP Fencing	1,500,000	1,500,000	509,827	990,173	990,173
	(d) Poste Lafayette FP Fencing	2,000,000	2,000,000	-	2,000,000	2,000,000
31113	Other Structures	12,500,000	12,500,000	-	12,500,000	12,500,000
31113012	Dredging of Boat Passage	6,000,000	6,000,000	-	6,000,000	6,000,000
	(a) Remy Ollier	2,000,000	2,000,000	-	2,000,000	2,000,000
	(c) Souillac	4,000,000	4,000,000	-	4,000,000	4,000,000
31113013	Construction of Slipway/Jetty	4,500,000	4,500,000	-	4,500,000	4,500,000

## STATEMENT D 1

Detailed Statement of Expenditure of the Consolidated Fund  
for the financial year 2015-2016

Item No.	Details	Appropriation (a) Rs	Total Provisions after Supplementary Appropriation and Virement (b) Rs	Actual Expenditure (c) Rs	(Over)/Under Appropriation (a-c) Rs	(Over)/Under Total Provision (b-c) Rs
<b>Sub-Head 23-201: Fisheries Development - continued</b>						
<b>31</b>	<b>Acquisition of Non-Financial Assets - contd.</b>					
	(a) <i>Mare Chicose, Mahebourg</i>	4,500,000	4,500,000	-	4,500,000	4,500,000
31113412	Re-Opening of Boat Passage	2,000,000	2,000,000	-	2,000,000	2,000,000
31121	Transport Equipment	5,000,000	5,000,000	4,267,000	733,000	733,000
31121801	Acquisition of Vehicles	5,000,000	5,000,000	4,267,000	733,000	733,000
31122804	Acquisition of Laboratory Equipment	2,000,000	2,000,000	-	2,000,000	2,000,000
31132	Intangible Fixed Assets	5,000,000	5,000,000	-	5,000,000	5,000,000
31132801	Acquisition of Software (Electronic Recording System)	5,000,000	5,000,000	-	5,000,000	5,000,000
<b>Total - Sub-Head 23-201: Fisheries Development</b>		<b>290,000,000</b>	<b>290,000,000</b>	<b>203,376,401</b>	<b>86,623,599</b>	<b>86,623,599</b>
<b>Sub-Head 23-202: Certification of Seafood Products (Competent Authority)</b>						
<b>Recurrent Expenditure</b>		<b>22,900,000</b>	<b>22,900,000</b>	<b>18,240,361</b>	<b>4,659,639</b>	<b>4,659,639</b>
<b>21</b>	<b>Compensation of Employees</b>	<b>11,789,000</b>	<b>11,789,000</b>	<b>11,263,176</b>	<b>525,824</b>	<b>525,824</b>
21110	Personal Emoluments	10,378,000	10,293,000	9,786,256	591,744	506,744
21110001	Basic Salary	4,178,000	4,081,000	3,844,572	333,428	236,428
21110002	Salary Compensation-2015	120,000	120,000	74,850	45,150	45,150
21110004	Allowances	1,400,000	1,400,000	1,253,934	146,066	146,066
21110005	Extra Assistance	4,200,000	4,200,000	4,200,000	-	-
21110006	Cash in lieu of Leave	110,000	122,000	110,000	-	12,000
21110009	End-of-year Bonus	370,000	370,000	302,900	67,100	67,100
21111	Other Staff Costs	1,351,000	1,436,000	1,424,001	(73,001)	11,999
21111002	Travelling and Transport	950,000	975,000	964,212	(14,212)	10,788
21111100	Overtime	400,000	460,000	459,789	(59,789)	211
21111200	Staff Welfare	1,000	1,000	-	1,000	1,000
21210	Social Contributions	60,000	60,000	52,919	7,081	7,081
<b>22</b>	<b>Goods and Services</b>	<b>11,111,000</b>	<b>11,111,000</b>	<b>6,977,186</b>	<b>4,133,814</b>	<b>4,133,814</b>
22010	Cost of Utilities	410,000	410,000	315,973	94,027	94,027
22020	Fuel and Oil	350,000	350,000	159,643	190,357	190,357
22030	Rent	1,830,000	1,830,000	1,636,944	193,056	193,056
22040	Office Equipment and Furniture	125,000	125,000	8,805	116,195	116,195
22050	Office Expenses	35,000	35,000	20,711	14,289	14,289
22060	Maintenance	176,000	176,000	59,663	116,337	116,337
22100	Publications and Stationery	75,000	105,000	73,616	1,384	31,384
22120	Fees	8,000,000	7,970,000	4,602,609	3,397,391	3,367,391
	<i>of which</i>					
22120008	Fees to Consultant	1,600,000	1,220,000	159,306	1,440,694	1,060,694
22120028	Fees for Laboratory Test	6,000,000	6,000,000	4,004,289	1,995,711	1,995,711
22900	Other Goods and Services	110,000	110,000	99,221	10,779	10,779

## STATEMENT D 1

Detailed Statement of Expenditure of the Consolidated Fund  
for the financial year 2015-2016

Item No.	Details	Appropriation (a) Rs	Total Provisions after Supplementary Appropriation and Virement (b) Rs	Actual Expenditure (c) Rs	(Over)/Under Appropriation (a-c) Rs	(Over)/Under Total Provision (b-c) Rs
<b>Sub-Head 23-202: Certification of Seafood Products (Competent Authority) - continued</b>						
<b>Capital Expenditure</b>		<b>1,500,000</b>	<b>1,500,000</b>	<b>945,000</b>	<b>555,000</b>	<b>555,000</b>
31	<b>Acquisition of Non-Financial Assets</b>	<b>1,500,000</b>	<b>1,500,000</b>	<b>945,000</b>	<b>555,000</b>	<b>555,000</b>
31121	Transport Equipment	1,500,000	1,500,000	945,000	555,000	555,000
31121801	Acquisition of Vehicles	1,500,000	1,500,000	945,000	555,000	555,000
<b>Total - Sub-Head 23-202: Certification of Seafood Products for Export (Competent Authority)</b>		<b>24,400,000</b>	<b>24,400,000</b>	<b>19,185,361</b>	<b>5,214,639</b>	<b>5,214,639</b>
<b>Total Vote 23-2: Fisheries</b>		<b>314,400,000</b>	<b>314,400,000</b>	<b>222,561,762</b>	<b>91,838,238</b>	<b>91,838,238</b>
<b>Vote 24-1: Ministry of Environment, Sustainable Development, and Disaster and Beach Management</b>						
<b>Sub-Head 24-101: General</b>						
<b>Recurrent Expenditure</b>		<b>73,000,000</b>	<b>72,481,425</b>	<b>66,933,176</b>	<b>6,066,824</b>	<b>5,548,249</b>
21	<b>Compensation of Employees</b>	<b>47,233,000</b>	<b>47,233,000</b>	<b>42,508,646</b>	<b>4,724,354</b>	<b>4,724,354</b>
21110	Personal Emoluments	41,871,000	40,656,000	36,320,191	5,550,809	4,335,809
21110001	Basic Salary	29,508,000	29,408,000	26,919,398	2,588,602	2,488,602
21110002	Salary Compensation-2015	700,000	700,000	321,760	378,240	378,240
21110004	Allowances	1,520,000	1,695,000	1,610,175	(90,175)	84,825
21110005	Extra Assistance	1,625,000	1,625,000	1,060,798	564,202	564,202
21110006	Cash in lieu of Leave	1,308,000	1,308,000	1,244,135	63,865	63,865
21110009	End-of-year Bonus	2,650,000	2,250,000	2,189,303	460,697	60,697
21110010	Service to Mauritius Programme	4,560,000	3,670,000	2,974,622	1,585,378	695,378
21111	Other Staff Costs	4,920,000	6,135,000	5,816,572	(896,572)	318,428
21111002	Travelling and Transport	3,570,000	3,570,000	3,280,588	289,412	289,412
21111100	Overtime	1,200,000	2,415,000	2,391,353	(1,191,353)	23,647
21111200	Staff Welfare	150,000	150,000	144,631	5,369	5,369
21210	Social Contributions	442,000	442,000	371,883	70,117	70,117
22	<b>Goods and Services</b>	<b>23,721,000</b>	<b>22,928,815</b>	<b>22,204,962</b>	<b>1,516,038</b>	<b>723,853</b>
22010	Cost of Utilities	2,900,000	2,900,000	2,893,420	6,580	6,580
22020	Fuel and Oil	2,000,000	2,000,000	1,883,797	116,203	116,203
22030	Rent	12,275,000	12,242,000	12,212,937	62,063	29,063
22040	Office Equipment and Furniture	200,000	233,000	231,868	(31,868)	1,132
22050	Office Expenses	480,000	510,000	506,367	(26,367)	3,633
22060	Maintenance	1,300,000	1,300,000	1,251,659	48,341	48,341
22070	Cleaning Services	96,000	96,000	95,900	100	100
22100	Publications and Stationery	550,000	1,010,000	974,408	(424,408)	35,592
22120	Fees	3,800,000	2,517,815	2,034,626	1,765,374	483,189
22900	Other Goods and Services	120,000	120,000	119,980	20	20
26	<b>Grants</b>	<b>2,046,000</b>	<b>2,319,610</b>	<b>2,219,569</b>	<b>(173,569)</b>	<b>100,041</b>
26210	Contribution to International Organisations	2,046,000	2,319,610	2,219,569	(173,569)	100,041
<b>Capital Expenditure</b>		<b>137,100,000</b>	<b>212,100,000</b>	<b>191,915,875</b>	<b>(54,815,875)</b>	<b>20,184,125</b>
28	<b>Other Expense</b>	<b>135,000,000</b>	<b>210,000,000</b>	<b>190,785,730</b>	<b>(55,785,730)</b>	<b>19,214,270</b>
28221	Transfers to Non Profit Institutions	22,000,000	21,890,800	4,348,607	17,651,393	17,542,193
28221010	Solar PV Projects	7,000,000	6,890,800	1,060,420	5,939,580	5,830,380
28221012	Rainwater Harvesting Scheme (N 1)	15,000,000	15,000,000	3,288,187	11,711,813	11,711,813

## STATEMENT D 1

Detailed Statement of Expenditure of the Consolidated Fund  
for the financial year 2015-2016

Item No.	Details	Appropriation (a) Rs	Total Provisions after Supplementary Appropriation and Virement (b) Rs	Actual Expenditure (c) Rs	(Over)/Under Appropriation (a-c) Rs	(Over)/Under Total Provision (b-c) Rs
<b>Sub-Head 24-101: General - continued</b>						
<b>28</b>	<b>Other Expense-contd.</b>					
28222	Transfers to Households	100,000,000	175,109,200	175,109,200	(75,109,200)	-
28222006	Solar Water Heater Scheme (N 1)	100,000,000	175,109,200	175,109,200	(75,109,200)	-
28225	Transfers to Private Enterprises	13,000,000	13,000,000	11,327,923	1,672,077	1,672,077
28225011	Composting Scheme	13,000,000	13,000,000	11,327,923	1,672,077	1,672,077
<b>31</b>	<b>Acquisition of Non- Financial Assets</b>	<b>2,100,000</b>	<b>2,100,000</b>	<b>1,130,145</b>	<b>969,855</b>	<b>969,855</b>
31121	Transport Equipment	1,500,000	1,500,000	920,000	580,000	580,000
31121801	Acquisition of Vehicles	1,500,000	1,500,000	920,000	580,000	580,000
31122	Other Machinery & Equipment	600,000	600,000	210,145	389,855	389,855
31122802	Acquisition of IT Equipment	600,000	600,000	210,145	389,855	389,855
<b>Total - Sub-Head 24-101: General</b>		<b>210,100,000</b>	<b>284,581,425</b>	<b>258,849,052</b>	<b>(48,749,052)</b>	<b>25,732,373</b>
<b>Sub-Head 24-102: Environmental Protection and Conservation</b>						
<b>Recurrent Expenditure</b>		<b>122,200,000</b>	<b>122,318,575</b>	<b>80,638,825</b>	<b>41,561,175</b>	<b>41,679,750</b>
<b>21</b>	<b>Compensation of Employees</b>	<b>49,534,000</b>	<b>49,534,000</b>	<b>46,646,086</b>	<b>2,887,914</b>	<b>2,887,914</b>
21110	Personal Emoluments	43,672,000	43,322,000	40,593,573	3,078,427	2,728,427
21110001	Basic Salary	36,272,000	36,192,000	33,754,219	2,517,781	2,437,781
21110002	Salary Compensation-2015	700,000	365,000	330,295	369,705	34,705
21110004	Allowances	1,800,000	2,185,000	2,136,108	(336,108)	48,892
21110006	Cash in lieu of Leave	1,836,000	1,836,000	1,682,944	153,056	153,056
21110009	End-of-year Bonus	3,064,000	2,744,000	2,690,007	373,993	53,993
21111	Other Staff Costs	5,442,000	5,792,000	5,691,109	(249,109)	100,891
21111002	Travelling and Transport	4,642,000	4,822,000	4,742,202	(100,202)	79,798
21111100	Overtime	700,000	870,000	848,907	(148,907)	21,093
21111200	Staff Welfare	100,000	100,000	100,000	-	-
21210	Social Contributions	420,000	420,000	361,404	58,596	58,596
<b>22</b>	<b>Goods and Services</b>	<b>72,666,000</b>	<b>72,784,575</b>	<b>33,992,739</b>	<b>38,673,261</b>	<b>38,791,836</b>
22010	Cost of Utilities	1,400,000	1,400,000	1,368,330	31,670	31,670
22040	Office Equipment and Furniture	225,000	225,000	177,675	47,325	47,325
22050	Office Expenses	450,000	450,000	408,549	41,451	41,451
22060	Maintenance	120,000	120,000	119,588	413	413
22100	Publications and Stationery	3,340,000	3,340,000	3,245,102	94,898	94,898
22120	Fees	46,811,000	46,929,575	16,300,157	30,510,843	30,629,418
22120007	<i>of which</i> Fees for Training	7,392,000	7,392,000	1,970,373	5,421,627	5,421,627
	(a) Department of Environment	450,000	450,000	252,500	197,500	197,500
	(b) Grant from International Organisations	6,942,000			6,942,000	-
	(i) Persistent Organic Pollutants	310,000	310,000	310,000	-	-
	(ii) Nationally Appropriate Mitigation Action	3,920,000	3,920,000	-	3,920,000	3,920,000
	(iii) Third National Communication	1,082,000	1,082,000	271,937	810,063	810,063



## STATEMENT D 1

Detailed Statement of Expenditure of the Consolidated Fund  
for the financial year 2015-2016

Item No.	Details	Appropriation (a) Rs	Total Provisions after Supplementary Appropriation and Virement (b) Rs	Actual Expenditure (c) Rs	(Over)/Under Appropriation (a-c) Rs	(Over)/Under Total Provision (b-c) Rs
<b>Sub-Head 24-102: Environmental Protection and Conservation - continued</b>						
22	<i>Goods and Services - contd.</i>					
	(iv) Hydro Chloro Fluoro Action	227,000	227,000	33,008	193,993	193,993
	(v) Climate Change Adaptation Plan	1,000,000	1,000,000	1,000,000	-	-
22120008	(vi) GEF/Mercury Fees to Consultants	403,000	403,000	102,929	300,071	300,071
	Grant from International Organisations	37,969,000	37,969,000	12,877,826	25,091,174	25,091,174
	(i) Persistent Organic Pollutants	-	-	-	-	-
	(ii) Nationally Appropriate Mitigation Action	1,600,000	1,600,000	-	1,600,000	1,600,000
	(iii) Third National Communication	7,300,000	7,300,000	565,768	6,734,232	6,734,232
	(iv) Global Fuel Economy Initiative	-	-	-	-	-
	(v) Climate Change Adaptation Plan	25,200,000	25,200,000	12,312,058	12,887,942	12,887,942
	(vi) GEF/Mercury	3,187,000	3,187,000	-	3,187,000	3,187,000
	(vii) UNEP/Switch Africa	682,000	682,000	-	682,000	682,000
22900	Other Goods and Services	20,320,000	20,320,000	12,373,338	7,946,662	7,946,662
<b>Capital Expenditure</b>		<b>146,300,000</b>	<b>146,300,000</b>	<b>67,209,934</b>	<b>79,090,066</b>	<b>79,090,066</b>
31	<b>Acquisition of Non-Financial Assets</b>	<b>146,300,000</b>	<b>146,300,000</b>	<b>67,209,934</b>	<b>79,090,066</b>	<b>79,090,066</b>
31122	Other Machinery & Equipment	2,300,000	2,300,000	248,085	2,051,915	2,051,915
31122802	Acquisition of IT Equipment	300,000	300,000	245,267	54,733	54,733
31122999	Acquisition of Other Machinery and Equipment	2,000,000	2,000,000	2,818	1,997,183	1,997,183
	(a) Equipment icw Contingency Plan and Disaster Preparedness in case of oil spill	1,000,000	1,000,000	-	1,000,000	1,000,000
	(b) Other Equipment	1,000,000	1,000,000	2,818	997,183	997,183
31410	Non-Produced Assets	144,000,000	144,000,000	66,961,849	77,038,151	77,038,151
31410402	Improvement/Upgrading /Rehabilitation of Beaches	144,000,000	144,000,000	66,961,849	77,038,151	77,038,151
	(a) Rehabilitation of Beaches	100,000,000	100,000,000	66,439,068	33,560,932	33,560,932
	(b) Rehabilitation of Beaches (AFB-Climate Change Adaptation Plan)	26,500,000	26,500,000	-	26,500,000	26,500,000
	(c) Beaches Reprofiling Programme	16,000,000	16,000,000	522,782	15,477,218	15,477,218
	(d) Others	1,500,000	1,500,000	-	1,500,000	1,500,000
<b>Total - Sub-Head 24-102: Environmental Protection and Conservation</b>		<b>268,500,000</b>	<b>268,618,575</b>	<b>147,848,759</b>	<b>120,651,241</b>	<b>120,769,816</b>

## STATEMENT D 1

Detailed Statement of Expenditure of the Consolidated Fund  
for the financial year 2015-2016

Item No.	Details	Appropriation (a) Rs	Total Provisions after Supplementary Appropriation and Virement (b) Rs	Actual Expenditure (c) Rs	(Over)/Under Appropriation (a-c) Rs	(Over)/Under Total Provision (b-c) Rs
<b>Sub-Head 24-103: Monitoring, Uplifting and Embellishment of the Environment</b>						
<b>Recurrent Expenditure</b>		<b>166,300,000</b>	<b>166,300,000</b>	<b>151,510,616</b>	<b>14,789,384</b>	<b>14,789,384</b>
<b>21</b>	<b>Compensation of Employees</b>	<b>136,585,000</b>	<b>136,120,000</b>	<b>129,834,165</b>	<b>6,750,835</b>	<b>6,285,835</b>
21110	Personal Emoluments	113,753,000	112,463,000	108,562,705	5,190,295	3,900,295
21110001	Basic Salary	96,838,000	96,538,000	94,346,703	2,491,297	2,191,297
21110002	Salary Compensation-2015	4,040,000	3,190,000	2,169,819	1,870,181	1,020,181
21110004	Allowances	550,000	715,000	662,281	(112,281)	52,719
21110005	Extra Assistance	1,300,000	1,300,000	833,355	466,645	466,645
21110006	Cash in lieu of Leave	2,600,000	2,800,000	2,792,766	(192,766)	7,234
21110009	End-of-year Bonus	8,425,000	7,920,000	7,757,781	667,219	162,219
21111	Other Staff Costs	20,572,000	21,397,000	19,065,093	1,506,907	2,331,907
21111001	Wages	2,917,000	2,892,000	649,989	2,267,011	2,242,011
21111002	Travelling and Transport	15,000,000	15,850,000	15,819,457	(819,457)	30,543
21111100	Overtime	2,500,000	2,500,000	2,483,668	16,332	16,332
21111200	Staff Welfare	155,000	155,000	111,979	43,021	43,021
21210	Social Contributions	2,260,000	2,260,000	2,206,367	53,633	53,633
<b>22</b>	<b>Goods and Services</b>	<b>29,715,000</b>	<b>30,180,000</b>	<b>21,676,451</b>	<b>8,038,549</b>	<b>8,503,549</b>
22010	Cost of Utilities	2,325,000	2,350,000	2,325,375	(375)	24,625
22020	Fuel and Oil	3,000,000	3,000,000	2,193,251	806,749	806,749
22040	Office Equipment and Furniture	65,000	65,000	61,614	3,386	3,386
22050	Office Expenses	150,000	150,000	121,513	28,487	28,487
22060	Maintenance	16,260,000	16,260,000	10,071,741	6,188,259	6,188,259
22070	Cleaning Services	115,000	115,000	114,880	120	120
22090	Security	2,100,000	2,100,000	1,854,720	245,280	245,280
22100	Publications and Stationery	275,000	275,000	261,516	13,484	13,484
22120	Fees	525,000	525,000	392,601	132,399	132,399
22150	Scientific and Laboratory Equipment and Supplies	1,900,000	1,900,000	885,803	1,014,197	1,014,197
22900	Other Goods and Services	3,000,000	3,440,000	3,393,437	(393,437)	46,563
<b>Capital Expenditure</b>		<b>87,150,000</b>	<b>87,150,000</b>	<b>49,496,785</b>	<b>37,653,215</b>	<b>37,653,215</b>
<b>31</b>	<b>Acquisition of Non-Financial Assets</b>	<b>87,150,000</b>	<b>87,150,000</b>	<b>49,496,785</b>	<b>37,653,215</b>	<b>37,653,215</b>
31112	Non-Residential Buildings	1,250,000	1,250,000	398,165	851,835	851,835
31112401	Upgrading of Office Buildings	1,250,000	1,250,000	398,165	851,835	851,835
31113	Other Structures	18,000,000	18,000,000	13,116,336	4,883,664	4,883,664
31113425	Embellishment of Infrastructural Works (N 1)	18,000,000	18,000,000	13,116,336	4,883,664	4,883,664
31121	Transport Equipment	7,400,000	7,400,000	965,000	6,435,000	6,435,000
31121801	Acquisition of Vehicles	7,400,000	7,400,000	965,000	6,435,000	6,435,000
31122	Other Machinery & Equipment	27,100,000	27,100,000	17,447,766	9,652,234	9,652,234
31122404	Upgrading of Laboratory Equipment	300,000	300,000	-	300,000	300,000
31122802	Acquisition of IT Equipment	400,000	400,000	365,228	34,772	34,772
31122804	Acquisition of Laboratory Equipment for National Environmental Laboratory (N 1)	25,000,000	25,000,000	16,047,844	8,952,156	8,952,156
31122999	Aquisition of Other Machinery and Equipment	1,400,000	1,400,000	1,034,695	365,306	365,306
31133	Furniture, Fixtures & Fittings	200,000	200,000	183,700	16,300	16,300

## STATEMENT D 1

Detailed Statement of Expenditure of the Consolidated Fund  
for the financial year 2015-2016

Item No.	Details	Appropriation (a) Rs	Total Provisions after Supplementary Appropriation and Virement (b) Rs	Actual Expenditure (c) Rs	(Over)/Under Appropriation (a-c) Rs	(Over)/Under Total Provision (b-c) Rs
<b>Sub-Head 24-103: Monitoring, Uplifting and Embellishment of the Environment - continued</b>						
<b>31</b>	<b>Acquisition of Non-Financial Assets - contd.</b>					
31133801	Acquisition of Furniture, Fixtures & Fittings	200,000	200,000	183,700	16,300	16,300
31410	Non-Produced Assets	33,200,000	33,200,000	17,385,818	15,814,182	15,814,182
31410402	Improvement / Upgrading / Rehabilitation of Rivers / Mountain Reserves/Islets (N 1)	13,200,000	13,200,000	5,151,307	8,048,693	8,048,693
31410403	Improvement/Upgrading /Rehabilitation of Public and Other Sites	20,000,000	20,000,000	12,234,510	7,765,490	7,765,490
<b>Total - Sub-Head 24-103: Monitoring, Uplifting and Embellishment of the Environment</b>		<b>253,450,000</b>	<b>253,450,000</b>	<b>201,007,401</b>	<b>52,442,599</b>	<b>52,442,599</b>
<b>Sub-Head 24-104: Sustainable Development and Climate Change</b>						
<b>Recurrent Expenditure</b>		<b>10,500,000</b>	<b>10,500,000</b>	<b>8,411,303</b>	<b>2,088,697</b>	<b>2,088,697</b>
<b>21</b>	<b>Compensation of Employees</b>	<b>10,440,000</b>	<b>10,440,000</b>	<b>8,358,879</b>	<b>2,081,121</b>	<b>2,081,121</b>
21110	Personal Emoluments	9,607,000	9,552,000	7,484,673	2,122,327	2,067,327
21110001	Basic Salary	8,359,000	8,359,000	6,508,750	1,850,250	1,850,250
21110002	Salary Compensation-2015	108,000	100,000	58,800	49,200	41,200
21110004	Allowances	78,000	96,000	95,783	(17,783)	217
21110006	Cash in lieu of Leave	346,000	346,000	303,970	42,030	42,030
21110009	End-of-year Bonus	716,000	651,000	517,370	198,630	133,630
21111	Other Staff Costs	761,000	816,000	808,320	(47,320)	7,680
21111002	Travelling and Transport	756,000	811,000	803,320	(47,320)	7,680
21111200	Staff Welfare	5,000	5,000	5,000	-	-
21210	Social Contributions	72,000	72,000	65,886	6,114	6,114
<b>22</b>	<b>Goods and Services</b>	<b>60,000</b>	<b>60,000</b>	<b>52,424</b>	<b>7,576</b>	<b>7,576</b>
22100	Publications and Stationery	40,000	40,000	32,494	7,506	7,506
22120	Fees	20,000	20,000	19,930	70	70
<b>Total - Sub-Head 24-104: Sustainable Development and Climate Change</b>		<b>10,500,000</b>	<b>10,500,000</b>	<b>8,411,303</b>	<b>2,088,697</b>	<b>2,088,697</b>
<b>Sub-Head 24-105: Solid and Hazardous Waste and Beach Management</b>						
<b>Recurrent Expenditure</b>		<b>567,400,000</b>	<b>608,040,500</b>	<b>566,115,126</b>	<b>1,284,874</b>	<b>41,925,374</b>
<b>21</b>	<b>Compensation of Employees</b>	<b>25,875,000</b>	<b>25,875,000</b>	<b>21,367,565</b>	<b>4,507,435</b>	<b>4,507,435</b>
21110	Personal Emoluments	21,600,000	21,600,000	19,131,777	2,468,223	2,468,223
21110001	Basic Salary	17,377,000	17,022,000	15,179,116	2,197,884	1,842,884
21110002	Salary Compensation-2015	302,000	302,000	133,842	168,158	168,158
21110004	Allowances	600,000	765,000	761,827	(161,827)	3,173
21110006	Cash in lieu of Leave	400,000	755,000	751,608	(351,608)	3,392
21110009	End-of-year Bonus	1,521,000	1,356,000	1,184,894	336,106	171,106
21110010	Service to Mauritius Programme	1,400,000	1,400,000	1,120,490	279,510	279,510
21111	Other Staff Costs	4,025,000	4,025,000	2,083,936	1,941,064	1,941,064
21111002	Travelling and Transport	3,500,000	3,500,000	1,974,675	1,525,325	1,525,325
21111100	Overtime	500,000	500,000	84,261	415,739	415,739
21111200	Staff Welfare	25,000	25,000	25,000	-	-
21210	Social Contributions	250,000	250,000	151,852	98,148	98,148

## STATEMENT D 1

Detailed Statement of Expenditure of the Consolidated Fund  
for the financial year 2015-2016

Item No.	Details	Appropriation (a) Rs	Total Provisions after Supplementary Appropriation and Virement (b) Rs	Actual Expenditure (c) Rs	(Over)/Under Appropriation (a-c) Rs	(Over)/Under Total Provision (b-c) Rs
<b>Sub-Head 24-105: Solid and Hazardous Waste and Beach Management - continued</b>						
<b>22</b>	<b>Goods and Services</b>	<b>516,165,000</b>	<b>556,805,500</b>	<b>519,389,123</b>	<b>(3,224,123)</b>	<b>37,416,377</b>
22010	Cost of Utilities	380,000	380,000	368,030	11,970	11,970
22020	Fuel and Oil	100,000	66,000	8,258	91,742	57,742
22030	Rent	580,000	621,000	618,202	(38,202)	2,798
22040	Office Equipment and Furniture	700,000	843,000	630,084	69,916	212,916
22050	Office Expenses	125,000	125,000	99,126	25,874	25,874
22060	Maintenance	30,750,000	30,750,000	21,395,193	9,354,807	9,354,807
22060002	Other Structures (Closed Cells Mare Chicose)	30,000,000	30,000,000	21,001,100	8,998,900	8,998,900
22070	Cleaning Services	477,200,000	521,365,500	494,638,206	(17,438,206)	26,727,294
22070001	Cleaning Services - Public Beaches	102,000,000	101,525,000	97,616,682	4,383,318	3,908,318
22070003	Cleaning Services - Operation of landfill site	155,000,000	204,805,500	204,655,231	(49,655,231)	150,269
22070004	Operation of Transfer Stations	210,200,000	210,200,000	188,736,820	21,463,180	21,463,180
22070009	Collection and Export of e-waste	10,000,000	4,835,000	3,629,473	6,370,527	1,205,527
22100	Publications and Stationery	280,000	380,000	297,315	(17,315)	82,685
22120	Fees	175,000	650,000	583,643	(408,643)	66,358
22130	Studies & Surveys	4,000,000	-	-	4,000,000	-
22130001	Studies and project preparation	4,000,000	-	-	4,000,000	-
22900	Other Goods and Services	1,875,000	1,625,000	751,067	1,123,933	873,933
<b>26</b>	<b>Grants</b>	<b>25,360,000</b>	<b>25,360,000</b>	<b>25,358,438</b>	<b>1,562</b>	<b>1,562</b>
26210	Contribution to International Organisations	760,000	760,000	758,438	1,562	1,562
26313	Extra-Budgetary Units	24,600,000	24,600,000	24,600,000	-	-
26313003	Beach Authority	24,600,000	24,600,000	24,600,000	-	-
<b>Capital Expenditure</b>		<b>470,300,000</b>	<b>429,659,500</b>	<b>314,949,226</b>	<b>155,350,774</b>	<b>114,710,274</b>
<b>26</b>	<b>Grants</b>	<b>30,000,000</b>	<b>30,000,000</b>	<b>30,000,000</b>	<b>-</b>	<b>-</b>
26323	Extra-Budgetary Units	30,000,000	30,000,000	30,000,000	-	-
26323003	Beach Authority	30,000,000	30,000,000	30,000,000	-	-
<b>31</b>	<b>Acquisition of Non-Financial Assets</b>	<b>440,300,000</b>	<b>399,659,500</b>	<b>284,949,226</b>	<b>155,350,774</b>	<b>114,710,274</b>
31113	Other Structures	438,500,000	397,246,500	282,733,770	155,766,230	114,512,730
31113009	Construction of Solid Waste Disposal Facilities/ Stations	437,500,000	396,246,500	282,345,318	155,154,682	113,901,182
	(a) Cell 7 at Mare Chicose	218,000,000	172,761,500	123,144,165	94,855,835	49,617,335
	(b) Hazardous Waste Facility at La Chaumiere	214,500,000	214,500,000	150,219,022	64,280,978	64,280,978
	(c) Sub Cell 7A at Mare Chicose Landfill Site	5,000,000	8,985,000	8,982,131	(3,982,131)	2,869
31113409	Upgrading of Solid Waste Disposal Facilities/ Stations	1,000,000	1,000,000	388,452	611,548	611,548
31121	Transport Equipment	1,400,000	2,013,000	1,962,600	(562,600)	50,400
31121801	Acquisition of Vehicles	1,400,000	2,013,000	1,962,600	(562,600)	50,400
31122	Other Machinery & Equipment	400,000	400,000	252,856	147,144	147,144
31122802	Acquisition of IT Equipment	200,000	200,000	187,324	12,676	12,676
31122999	Acquisition of Other Machinery and Equipment	200,000	200,000	65,533	134,467	134,467
<b>Total - Sub-Head 24-105: Solid and Hazardous Waste and Beach Management</b>		<b>1,037,700,000</b>	<b>1,037,700,000</b>	<b>881,064,352</b>	<b>156,635,648</b>	<b>156,635,648</b>

## STATEMENT D 1

Detailed Statement of Expenditure of the Consolidated Fund  
for the financial year 2015-2016

Item No.	Details	Appropriation (a) Rs	Total Provisions after Supplementary Appropriation and Virement (b) Rs	Actual Expenditure (c) Rs	(Over)/Under Appropriation (a-c) Rs	(Over)/Under Total Provision (b-c) Rs
<b>Sub-Head 24-106: National Disaster Risk Reduction</b>						
<b>Recurrent Expenditure</b>		<b>14,600,000</b>	<b>15,000,000</b>	<b>5,838,336</b>	<b>8,761,664</b>	<b>9,161,664</b>
<b>21</b>	<b>Compensation of Employees</b>	<b>8,655,000</b>	<b>8,655,000</b>	<b>3,129,654</b>	<b>5,525,346</b>	<b>5,525,346</b>
21110	Personal Emoluments	7,900,000	7,900,000	2,969,429	4,930,571	4,930,571
21110001	Basic Salary	5,291,000	5,291,000	1,498,017	3,792,983	3,792,983
21110002	Salary Compensation-2015	144,000	144,000	24,750	119,250	119,250
21110004	Allowances	1,350,000	1,350,000	1,224,242	125,758	125,758
21110006	Cash in lieu of Leave	275,000	275,000	44,145	230,855	230,855
21110009	End-of-year Bonus	440,000	440,000	148,275	291,725	291,725
21110010	Service to Mauritius Programme	400,000	400,000	30,000	370,000	370,000
21111	Other Staff Costs	705,000	705,000	134,259	570,741	570,741
21111002	Travelling and Transport	600,000	600,000	114,836	485,164	485,164
21111100	Overtime	100,000	100,000	14,423	85,577	85,577
21111200	Staff Welfare	5,000	5,000	5,000	-	-
21210	Social Contributions	50,000	50,000	25,965	24,035	24,035
<b>22</b>	<b>Goods and Services</b>	<b>5,945,000</b>	<b>6,345,000</b>	<b>2,708,682</b>	<b>3,236,318</b>	<b>3,636,318</b>
22010	Cost of Utilities	930,000	930,000	693,982	236,018	236,018
22020	Fuel and Oil	150,000	150,000	75,363	74,637	74,637
22040	Office Equipment and Furniture	1,100,000	1,100,000	288,287	811,713	811,713
22050	Office Expenses	150,000	150,000	52,617	97,383	97,383
22060	Maintenance	500,000	500,000	8,331	491,670	491,670
22070	Cleaning Services	300,000	300,000	159,392	140,608	140,608
22100	Publications and Stationery	255,000	355,000	288,515	(33,515)	66,485
22120	Fees	500,000	400,000	-	500,000	400,000
22170	Travelling within the Republic of Mauritius	200,000	600,000	259,514	(59,514)	340,486
22900	Other Goods and Services	1,860,000	1,860,000	882,681	977,319	977,319
<b>Capital Expenditure</b>		<b>11,150,000</b>	<b>11,150,000</b>	<b>2,425,049</b>	<b>8,724,951</b>	<b>8,724,951</b>
<b>31</b>	<b>Acquisition of Non-Financial Assets</b>	<b>11,150,000</b>	<b>11,150,000</b>	<b>2,425,049</b>	<b>8,724,951</b>	<b>8,724,951</b>
31121	Transport Equipment	3,500,000	3,500,000	1,190,000	2,310,000	2,310,000
31121801	Acquisition of Vehicles	3,500,000	3,500,000	1,190,000	2,310,000	2,310,000
31122	Other Machinery & Equipment	2,650,000	2,650,000	1,235,049	1,414,951	1,414,951
31122999	Acquisition of Equipment (N 1)	2,650,000	2,650,000	1,235,049	1,414,951	1,414,951
31132	Intangible Fixed Assets	5,000,000	5,000,000	-	5,000,000	5,000,000
31132105	e-Government Projects National Early Warning and Emergency Alert System	5,000,000	5,000,000	-	5,000,000	5,000,000
<b>Total - Sub-Head 24-106: National Disaster Risk Reduction</b>		<b>25,750,000</b>	<b>26,150,000</b>	<b>8,263,385</b>	<b>17,486,615</b>	<b>17,886,615</b>
<b>Total - Ministry of Environment, Sustainable Development, and Disaster and Beach Management</b>		<b>1,806,000,000</b>	<b>1,881,000,000</b>	<b>1,505,444,252</b>	<b>300,555,748</b>	<b>375,555,748</b>

## STATEMENT D 1

Detailed Statement of Expenditure of the Consolidated Fund  
for the financial year 2015-2016

Item No.	Details	Appropriation (a) Rs	Total Provisions after Supplementary Appropriation and Virement (b) Rs	Actual Expenditure (c) Rs	(Over)/Under Appropriation (a-c) Rs	(Over)/Under Total Provision (b-c) Rs
<b>Vote 25-1: Ministry of Civil Service and Administrative Reforms</b>						
<b>Sub-Head 25-101: General</b>						
<b>Recurrent Expenditure</b>		<b>77,300,000</b>	<b>76,293,000</b>	<b>67,825,409</b>	<b>9,474,591</b>	<b>8,467,591</b>
<b>21</b>	<b>Compensation of Employees</b>	<b>37,200,000</b>	<b>33,628,500</b>	<b>28,304,285</b>	<b>8,895,715</b>	<b>5,324,215</b>
21110	Personal Emoluments	32,295,000	29,440,000	24,381,949	7,913,051	5,058,051
21110001	Basic Salary	23,339,000	20,953,000	17,669,803	5,669,197	3,283,197
21110002	Salary Compensation-2015	500,000	500,000	286,507	213,493	213,493
21110004	Allowances	1,800,000	1,856,000	1,817,604	(17,604)	38,396
21110005	Extra Assistance	3,000,000	2,775,000	1,622,856	1,377,144	1,152,144
21110006	Cash in lieu of Leave	756,000	766,000	762,556	(6,556)	3,444
21110009	End-of-year Bonus	2,000,000	1,690,000	1,338,217	661,783	351,783
21110010	Service to Mauritius Programme	900,000	900,000	884,406	15,594	15,594
21111	Other Staff Costs	4,655,000	3,938,500	3,696,860	958,140	241,640
21111001	Wages	200,000	200,000	185,994	14,006	14,006
21111002	Travelling and Transport	3,345,000	2,250,500	2,034,254	1,310,746	216,246
21111100	Overtime	1,100,000	1,478,000	1,474,612	(374,612)	3,388
21111200	Staff Welfare	10,000	10,000	2,000	8,000	8,000
21210	Social Contributions	250,000	250,000	225,476	24,524	24,524
<b>22</b>	<b>Goods and Services</b>	<b>40,100,000</b>	<b>42,664,500</b>	<b>39,521,125</b>	<b>578,875</b>	<b>3,143,375</b>
22010	Cost of Utilities	4,500,000	6,730,000	6,601,802	(2,101,802)	128,198
22020	Fuel and Oil	350,000	350,000	205,285	144,715	144,715
22030	Rent	28,225,000	28,225,000	26,491,219	1,733,781	1,733,781
22040	Office Equipment and Furniture	3,500,000	3,700,000	3,427,629	72,371	272,371
22050	Office Expenses	785,000	785,000	655,677	129,323	129,323
22060	Maintenance	750,000	975,000	841,896	(91,896)	133,104
22070	Cleaning Services	600,000	418,000	241,354	358,646	176,646
22100	Publications and Stationery	800,000	800,000	719,843	80,157	80,157
22120	Fees	300,000	300,000	-	300,000	300,000
22900	Other Goods and Services	290,000	90,000	45,107	244,893	44,893
<b>Capital Expenditure</b>		<b>103,100,000</b>	<b>106,300,000</b>	<b>61,345,896</b>	<b>41,754,104</b>	<b>44,954,104</b>
<b>31</b>	<b>Acquisition of Non-Financial Assets</b>	<b>103,100,000</b>	<b>106,300,000</b>	<b>61,345,896</b>	<b>41,754,104</b>	<b>44,954,104</b>
31132	Intangible Fixed Assets	101,100,000	98,675,000	54,390,937	46,709,063	44,284,063
31132401	Upgrading of ICT Infrastructure (Integrated Human Resource Management Information System)	101,100,000	98,675,000	54,390,937	46,709,063	44,284,063
31133	Furniture, Fixtures & Fittings	2,000,000	6,000,000	5,329,959	(3,329,959)	670,041
31133801	Acquisition of Furniture, Fixtures & Fittings	2,000,000	6,000,000	5,329,959	(3,329,959)	670,041
<b>Total - Sub-Head 25-101: General</b>		<b>180,400,000</b>	<b>182,593,000</b>	<b>129,171,306</b>	<b>51,228,694</b>	<b>53,421,694</b>

## STATEMENT D 1

Detailed Statement of Expenditure of the Consolidated Fund  
for the financial year 2015-2016

Item No.	Details	Appropriation (a) Rs	Total Provisions after Supplementary Appropriation and Virement (b) Rs	Actual Expenditure (c) Rs	(Over)/Under Appropriation (a-c) Rs	(Over)/Under Total Provision (b-c) Rs
<b>Sub-Head 25-102: Administrative Reforms in the Civil Service</b>						
<b>Recurrent Expenditure</b>		<b>24,600,000</b>	<b>23,600,000</b>	<b>10,683,784</b>	<b>13,916,216</b>	<b>12,916,216</b>
<b>21</b>	<b>Compensation of Employees</b>	<b>14,145,000</b>	<b>12,984,000</b>	<b>4,291,622</b>	<b>9,853,378</b>	<b>8,692,378</b>
21110	Personal Emoluments	13,085,000	11,924,000	4,026,050	9,058,950	7,897,950
21110001	Basic Salary	11,325,000	10,124,000	3,423,628	7,901,372	6,700,372
21110002	Salary Compensation-2015	260,000	260,000	52,350	207,650	207,650
21110004	Allowances	275,000	315,000	314,077	(39,077)	924
21110006	Cash in lieu of Leave	250,000	250,000	84,045	165,955	165,955
21110009	End-of-year Bonus	975,000	975,000	151,950	823,050	823,050
21111	Other Staff Costs	1,000,000	1,000,000	223,040	776,960	776,960
21111002	Travelling and Transport	970,000	970,000	203,040	766,960	766,960
21111100	Overtime	25,000	25,000	20,000	5,000	5,000
21111200	Staff Welfare	5,000	5,000	-	5,000	5,000
21210	Social Contributions	60,000	60,000	42,532	17,468	17,468
<b>22</b>	<b>Goods and Services</b>	<b>10,325,000</b>	<b>10,477,000</b>	<b>6,253,575</b>	<b>4,071,425</b>	<b>4,223,425</b>
22030	Rent	150,000	150,000	150,000	-	-
22040	Office Equipment and Furniture	4,000,000	4,000,000	2,908,119	1,091,881	1,091,881
22050	Office Expenses	135,000	135,000	92,147	42,853	42,853
22060	Maintenance	250,000	250,000	119,776	130,224	130,224
22100	Publications and Stationery	540,000	540,000	512,602	27,398	27,398
22120	Fees	3,000,000	3,000,000	955,000	2,045,000	2,045,000
22130	Studies & Surveys	350,000	350,000	-	350,000	350,000
22900	Other Goods and Services	1,900,000	2,052,000	1,515,930	384,070	536,070
<b>26</b>	<b>Grants</b>	<b>130,000</b>	<b>139,000</b>	<b>138,588</b>	<b>(8,588)</b>	<b>412</b>
26210	Contribution to International Organisations	130,000	139,000	138,588	(8,588)	412
<b>Total - Sub-Head 25-102: Administrative Reforms in the Civil Service</b>		<b>24,600,000</b>	<b>23,600,000</b>	<b>10,683,784</b>	<b>13,916,216</b>	<b>12,916,216</b>
<b>Sub-Head 25-103: Human Resource Development and Capacity Building</b>						
<b>Recurrent Expenditure</b>		<b>28,000,000</b>	<b>28,007,000</b>	<b>22,907,615</b>	<b>5,092,385</b>	<b>5,099,385</b>
<b>21</b>	<b>Compensation of Employees</b>	<b>10,820,000</b>	<b>10,820,000</b>	<b>9,261,749</b>	<b>1,558,251</b>	<b>1,558,251</b>
21110	Personal Emoluments	9,520,000	9,520,000	8,059,635	1,460,365	1,460,365
21110001	Basic Salary	8,015,000	8,015,000	6,966,414	1,048,586	1,048,586
21110002	Salary Compensation-2015	210,000	210,000	138,150	71,850	71,850
21110004	Allowances	300,000	300,000	175,215	124,785	124,785
21110006	Cash in lieu of Leave	325,000	325,000	246,481	78,519	78,519
21110009	End-of-year Bonus	670,000	670,000	533,375	136,625	136,625
21111	Other Staff Costs	1,185,000	1,185,000	1,108,320	76,680	76,680
21111002	Travelling and Transport	800,000	775,000	708,642	91,358	66,358
21111100	Overtime	375,000	400,000	399,678	(24,678)	322
21111200	Staff Welfare	10,000	10,000	-	10,000	10,000
21210	Social Contributions	115,000	115,000	93,794	21,206	21,206

## STATEMENT D 1

Detailed Statement of Expenditure of the Consolidated Fund  
for the financial year 2015-2016

Item No.	Details	Appropriation (a) Rs	Total Provisions after Supplementary Appropriation and Virement (b) Rs	Actual Expenditure (c) Rs	(Over)/Under Appropriation (a-c) Rs	(Over)/Under Total Provision (b-c) Rs
<b>Sub-Head 25-103: Human Resource Development and Capacity Building - continued</b>						
<b>22</b>	<b>Goods and Services</b>	<b>12,180,000</b>	<b>12,187,000</b>	<b>8,645,865</b>	<b>3,534,135</b>	<b>3,541,135</b>
22010	Cost of Utilities	700,000	700,000	555,436	144,564	144,564
22030	Rent	1,600,000	1,600,000	1,432,309	167,691	167,691
22040	Office Equipment and Furniture	250,000	250,000	238,338	11,663	11,663
22050	Office Expenses	150,000	150,000	70,406	79,594	79,594
22060	Maintenance	140,000	140,000	67,398	72,602	72,602
22070	Cleaning Services	50,000	57,000	55,469	(5,469)	1,531
22100	Publications and Stationery	1,000,000	1,000,000	879,871	120,129	120,129
22120	Fees	7,000,000	6,500,000	3,934,879	3,065,121	2,565,121
22160	Overseas Training	300,000	300,000	-	300,000	300,000
22900	Other Goods and Services	990,000	1,490,000	1,411,759	(421,759)	78,241
<b>28</b>	<b>Other Expense</b>	<b>5,000,000</b>	<b>5,000,000</b>	<b>5,000,000</b>	<b>-</b>	<b>-</b>
28213	Transfers to Non Financial Public Corporations	5,000,000	5,000,000	5,000,000	-	-
28213008	Civil Service College	5,000,000	5,000,000	5,000,000	-	-
<b>Total - Sub-Head 25-103: Human Resource Development and Capacity Building</b>		<b>28,000,000</b>	<b>28,007,000</b>	<b>22,907,615</b>	<b>5,092,385</b>	<b>5,099,385</b>
<b>Sub-Head 25-104: Human Resource Management</b>						
<b>Recurrent Expenditure</b>		<b>397,000,000</b>	<b>395,800,000</b>	<b>340,795,145</b>	<b>56,204,855</b>	<b>55,004,855</b>
<b>21</b>	<b>Compensation of Employees</b>	<b>388,255,000</b>	<b>387,055,000</b>	<b>332,498,027</b>	<b>55,756,973</b>	<b>54,556,973</b>
21110	Personal Emoluments	375,425,000	373,370,000	321,365,452	54,059,548	52,004,548
21110001	Basic Salary	326,170,000	325,315,000	279,249,642	46,920,358	46,065,358
21110002	Salary Compensation-2015	6,000,000	6,000,000	4,521,038	1,478,962	1,478,962
21110004	Allowances	2,600,000	2,600,000	1,532,792	1,067,208	1,067,208
21110006	Cash in lieu of Leave	12,500,000	13,500,000	13,488,856	(988,856)	11,144
21110009	End-of-year Bonus	28,155,000	25,955,000	22,573,124	5,581,876	3,381,876
21111	Other Staff Costs	10,530,000	10,530,000	7,981,743	2,548,257	2,548,257
21111002	Travelling and Transport	9,500,000	8,483,000	5,951,398	3,548,602	2,531,602
21111100	Overtime	1,000,000	2,017,000	2,016,845	(1,016,845)	155
21111200	Staff Welfare	30,000	30,000	13,500	16,500	16,500
21210	Social Contributions	2,300,000	3,155,000	3,150,832	(850,832)	4,168
<b>22</b>	<b>Goods and Services</b>	<b>5,545,000</b>	<b>5,545,000</b>	<b>5,097,118</b>	<b>447,882</b>	<b>447,882</b>
22030	Rent	700,000	700,000	625,033	74,967	74,967
22040	Office Equipment and Furniture	200,000	200,000	199,131	869	869
22050	Office Expenses	635,000	635,000	457,567	177,433	177,433
22060	Maintenance	1,800,000	1,800,000	1,692,194	107,806	107,806
22100	Publications and Stationery	1,335,000	1,335,000	1,327,925	7,076	7,076
22120	Fees	475,000	476,000	475,743	(743)	258
22900	Other Goods and Services	400,000	399,000	319,527	80,473	79,473
<b>26</b>	<b>Grants</b>	<b>3,200,000</b>	<b>3,200,000</b>	<b>3,200,000</b>	<b>-</b>	<b>-</b>
26313	Extra-Budgetary Units	3,200,000	3,200,000	3,200,000	-	-
26313075	Public Officers' Welfare Council	3,200,000	3,200,000	3,200,000	-	-



## STATEMENT D 1

Detailed Statement of Expenditure of the Consolidated Fund  
for the financial year 2015-2016

Item No.	Details	Appropriation (a) Rs	Total Provisions after Supplementary Appropriation and Virement (b) Rs	Actual Expenditure (c) Rs	(Over)/Under Appropriation (a-c) Rs	(Over)/Under Total Provision (b-c) Rs
<b>Sub-Head 25-104: Human Resource Management - continued</b>						
<b>Capital Expenditure</b>		<b>9,300,000</b>	<b>9,300,000</b>	<b>2,371,203</b>	<b>6,928,797</b>	<b>6,928,797</b>
31	<b>Acquisition of Non-Financial Assets</b>	<b>9,300,000</b>	<b>9,300,000</b>	<b>2,371,203</b>	<b>6,928,797</b>	<b>6,928,797</b>
31122	Other Machinery & Equipment	9,300,000	9,300,000	2,371,203	6,928,797	6,928,797
31122802	Acquisition of IT Equipment for Electronic Attendance System	9,300,000	9,300,000	2,371,203	6,928,797	6,928,797
<b>Total - Sub-Head 25-104: Human Resource Management</b>		<b>406,300,000</b>	<b>405,100,000</b>	<b>343,166,348</b>	<b>63,133,652</b>	<b>61,933,652</b>
<b>Sub-Head 25-105: Occupational Safety and Health</b>						
<b>Recurrent Expenditure</b>		<b>32,700,000</b>	<b>32,700,000</b>	<b>25,476,083</b>	<b>7,223,917</b>	<b>7,223,917</b>
21	<b>Compensation of Employees</b>	<b>17,105,000</b>	<b>17,105,000</b>	<b>13,599,253</b>	<b>3,505,747</b>	<b>3,505,747</b>
21110	Personal Emoluments	15,910,000	15,890,000	12,418,676	3,491,324	3,471,324
21110001	Basic Salary	13,503,000	13,503,000	10,515,470	2,987,530	2,987,530
21110002	Salary Compensation-2015	332,000	332,000	223,950	108,050	108,050
21110004	Allowances	750,000	750,000	535,368	214,632	214,632
21110006	Cash in lieu of Leave	225,000	305,000	299,538	(74,538)	5,463
21110009	End-of-year Bonus	1,100,000	1,000,000	844,350	255,650	155,650
21111	Other Staff Costs	1,020,000	1,040,000	1,020,658	(658)	19,342
21111002	Travelling and Transport	950,000	970,000	969,983	(19,983)	17
21111100	Overtime	60,000	60,000	50,675	9,325	9,325
21210	Social Contributions	175,000	175,000	159,919	15,081	15,081
22	<b>Goods and Services</b>	<b>15,595,000</b>	<b>15,595,000</b>	<b>11,876,830</b>	<b>3,718,170</b>	<b>3,718,170</b>
22030	Rent	25,000	25,000	-	25,000	25,000
22040	Office Equipment and Furniture	100,000	100,000	50,000	50,000	50,000
22050	Office Expenses	70,000	70,000	30,536	39,464	39,464
22060	Maintenance	100,000	100,000	15,169	84,832	84,832
22100	Publications and Stationery	100,000	100,000	88,543	11,457	11,457
22900	Other Goods and Services of which	15,200,000	15,200,000	11,692,583	3,507,417	3,507,417
22900934	Enhancement of Work Environment in the Civil Service	15,000,000	15,000,000	11,563,973	3,436,027	3,436,027
<b>Total - Sub-Head 25-105: Occupational Safety and Health</b>		<b>32,700,000</b>	<b>32,700,000</b>	<b>25,476,083</b>	<b>7,223,917</b>	<b>7,223,917</b>
<b>Total - Ministry of Civil Service and Administrative Reforms</b>		<b>672,000,000</b>	<b>672,000,000</b>	<b>531,405,136</b>	<b>140,594,864</b>	<b>140,594,864</b>

## STATEMENT D 1

Detailed Statement of Expenditure of the Consolidated Fund  
for the financial year 2015-2016

Item No.	Details	Appropriation (a) Rs	Total Provisions after Supplementary Appropriation and Virement (b) Rs	Actual Expenditure (c) Rs	(Over)/Under Appropriation (a-c) Rs	(Over)/Under Total Provision (b-c) Rs
<b>Vote 26-1: Ministry of Labour, Industrial Relations, Employment and Training</b>						
<b>Sub-Head 26-101: General</b>						
<b>Recurrent Expenditure</b>		<b>74,070,000</b>	<b>72,791,000</b>	<b>68,978,541</b>	<b>5,091,459</b>	<b>3,812,459</b>
<b>21</b>	<b>Compensation of Employees</b>	<b>61,771,000</b>	<b>60,262,000</b>	<b>58,118,128</b>	<b>3,652,872</b>	<b>2,143,872</b>
21110	Personal Emoluments	55,341,000	53,582,000	51,593,128	3,747,872	1,988,872
21110001	Basic Salary	40,041,000	37,432,000	36,599,553	3,441,447	832,447
21110002	Salary Compensation-2015	1,200,000	1,200,000	852,264	347,736	347,736
21110004	Allowances	1,600,000	1,800,000	1,793,010	(193,010)	6,990
21110005	Extra Assistance	3,300,000	2,600,000	2,323,656	976,344	276,344
21110006	Cash in lieu of Leave	1,600,000	1,600,000	1,599,894	106	106
21110009	End-of-year Bonus	3,400,000	3,400,000	3,319,229	80,771	80,771
21110010	Service to Mauritius Programme	4,200,000	5,550,000	5,105,523	(905,523)	444,477
21111	Other Staff Costs	5,705,000	5,955,000	5,812,202	(107,202)	142,798
21111001	Wages	280,000	280,000	227,700	52,300	52,300
21111002	Travelling and Transport	3,675,000	3,925,000	3,844,413	(169,413)	80,587
21111100	Overtime	1,700,000	1,700,000	1,690,089	9,911	9,911
21111200	Staff Welfare	50,000	50,000	50,000	-	-
21210	Social Contributions	725,000	725,000	712,798	12,202	12,202
<b>22</b>	<b>Goods and Services</b>	<b>12,299,000</b>	<b>12,529,000</b>	<b>10,860,413</b>	<b>1,438,587</b>	<b>1,668,587</b>
22010	Cost of Utilities	2,624,000	2,624,000	2,338,175	285,825	285,825
22020	Fuel and Oil	575,000	575,000	324,244	250,756	250,756
22030	Rent	6,080,000	6,080,000	5,864,695	215,305	215,305
22040	Office Equipment and Furniture	200,000	200,000	175,969	24,031	24,031
22050	Office Expenses	575,000	575,000	405,528	169,472	169,472
22060	Maintenance	745,000	895,000	639,093	105,907	255,907
22070	Cleaning Services	55,000	55,000	54,381	619	619
22100	Publications and Stationery	685,000	765,000	705,516	(20,516)	59,484
22900	Other Goods and Services	760,000	760,000	352,812	407,189	407,189
<b>Total - Sub-Head 26-101: General</b>		<b>74,070,000</b>	<b>72,791,000</b>	<b>68,978,541</b>	<b>5,091,459</b>	<b>3,812,459</b>
<b>Sub-Head 26-102: Labour and Employment Relations Management</b>						
<b>Recurrent Expenditure</b>		<b>143,344,000</b>	<b>142,523,000</b>	<b>137,036,620</b>	<b>6,307,380</b>	<b>5,486,380</b>
<b>21</b>	<b>Compensation of Employees</b>	<b>97,945,000</b>	<b>95,690,000</b>	<b>93,269,556</b>	<b>4,675,444</b>	<b>2,420,444</b>
21110	Personal Emoluments	85,063,000	82,808,000	80,506,227	4,556,773	2,301,773
21110001	Basic Salary	70,313,000	67,508,000	66,131,773	4,181,227	1,376,227
21110002	Salary Compensation-2015	1,350,000	1,350,000	1,072,168	277,832	277,832
21110004	Allowances	3,400,000	4,100,000	4,096,549	(696,549)	3,451
21110005	Extra Assistance	1,500,000	1,350,000	907,737	592,263	442,263
21110006	Cash in lieu of Leave	2,600,000	2,600,000	2,599,981	19	19
21110009	End-of-year Bonus	5,900,000	5,900,000	5,698,018	201,982	201,982
21111	Other Staff Costs	12,057,000	12,057,000	11,980,530	76,470	76,470
21111002	Travelling and Transport	12,000,000	12,000,000	11,923,530	76,470	76,470
21111200	Staff Welfare	57,000	57,000	57,000	-	-
21210	Social Contributions	825,000	825,000	782,799	42,201	42,201

## STATEMENT D 1

Detailed Statement of Expenditure of the Consolidated Fund  
for the financial year 2015-2016

Item No.	Details	Appropriation (a) Rs	Total Provisions after Supplementary Appropriation and Virement (b) Rs	Actual Expenditure (c) Rs	(Over)/Under Appropriation (a-c) Rs	(Over)/Under Total Provision (b-c) Rs
<b>Sub-Head 26-102: Labour and Employment Relations Management - continued</b>						
<b>22</b>	<b>Goods and Services</b>	<b>34,899,000</b>	<b>36,154,000</b>	<b>33,108,738</b>	<b>1,790,262</b>	<b>3,045,262</b>
22010	Cost of Utilities	5,655,000	5,675,000	5,606,653	48,347	68,347
22030	Rent	20,500,000	20,500,000	19,468,790	1,031,210	1,031,210
22040	Office Equipment and Furniture	850,000	950,000	594,350	255,651	355,651
22050	Office Expenses	2,338,000	2,738,000	1,986,477	351,523	751,523
22060	Maintenance	1,265,000	1,365,000	1,177,736	87,264	187,264
22070	Cleaning Services	205,000	205,000	180,733	24,267	24,267
22090	Security	200,000	200,000	137,861	62,139	62,139
22100	Publications and Stationery	1,250,000	1,775,000	1,647,109	(397,109)	127,891
22120	Fees	1,918,000	1,918,000	1,510,223	407,777	407,777
22170	Travelling within the Republic of Mauritius	60,000	120,000	109,640	(49,640)	10,360
22900	Other Goods and Services	658,000	708,000	689,166	(31,166)	18,834
<b>26</b>	<b>Grants</b>	<b>10,500,000</b>	<b>10,679,000</b>	<b>10,658,327</b>	<b>(158,327)</b>	<b>20,673</b>
26210	Contribution to International Organisations	2,500,000	2,679,000	2,658,327	(158,327)	20,673
26210098	Contribution to International Labour Organisation	1,700,000	1,800,000	1,780,215	(80,215)	19,785
26210099	African Regional Labour Administration Centre	800,000	879,000	878,112	(78,112)	888
26313	Extra-Budgetary Units	8,000,000	8,000,000	8,000,000	-	-
26313013	Manufacturing Sector Workers Welfare Fund	4,000,000	4,000,000	4,000,000	-	-
26313092	Trade Union Trust Fund	4,000,000	4,000,000	4,000,000	-	-
<b>Total - Sub-Head 26-102: Labour and Employment Relations Management</b>		<b>143,344,000</b>	<b>142,523,000</b>	<b>137,036,620</b>	<b>6,307,380</b>	<b>5,486,380</b>
<b>Sub-Head 26-103: Registration of Associations, Trade Unions and Superannuation Funds</b>						
<b>Recurrent Expenditure</b>		<b>16,118,000</b>	<b>16,118,000</b>	<b>13,999,873</b>	<b>2,118,127</b>	<b>2,118,127</b>
<b>21</b>	<b>Compensation of Employees</b>	<b>12,108,000</b>	<b>11,933,000</b>	<b>10,466,457</b>	<b>1,641,543</b>	<b>1,466,543</b>
21110	Personal Emoluments	10,676,000	10,501,000	9,109,074	1,566,926	1,391,926
21110001	Basic Salary	9,026,000	8,801,000	7,543,586	1,482,414	1,257,414
21110002	Salary Compensation-2015	170,000	170,000	124,848	45,152	45,152
21110004	Allowances	300,000	350,000	349,511	(49,511)	489
21110006	Cash in lieu of Leave	430,000	430,000	429,941	59	59
21110009	End-of-year Bonus	750,000	750,000	661,187	88,813	88,813
21111	Other Staff Costs	1,332,000	1,332,000	1,266,868	65,132	65,132
21111002	Travelling and Transport	1,325,000	1,325,000	1,259,868	65,132	65,132
21111200	Staff Welfare	7,000	7,000	7,000	-	-
21210	Social Contributions	100,000	100,000	90,515	9,485	9,485
<b>22</b>	<b>Goods and Services</b>	<b>4,010,000</b>	<b>4,185,000</b>	<b>3,533,416</b>	<b>476,584</b>	<b>651,584</b>
22010	Cost of Utilities	560,000	735,000	683,774	(123,774)	51,226
22030	Rent	2,500,000	2,500,000	2,265,762	234,238	234,238
22040	Office Equipment and Furniture	50,000	50,000	18,160	31,840	31,840
22050	Office Expenses	230,000	230,000	169,251	60,749	60,749
22060	Maintenance	120,000	120,000	14,972	105,028	105,028
22070	Cleaning Services	60,000	60,000	35,022	24,978	24,978
22090	Security	50,000	50,000	46,000	4,000	4,000

## STATEMENT D 1

Detailed Statement of Expenditure of the Consolidated Fund  
for the financial year 2015-2016

Item No.	Details	Appropriation (a) Rs	Total Provisions after Supplementary Appropriation and Virement (b) Rs	Actual Expenditure (c) Rs	(Over)/Under Appropriation (a-c) Rs	(Over)/Under Total Provision (b-c) Rs
<b>Sub-Head 26-103: Registration of Associations, Trade Unions and Superannuation Funds - continued</b>						
22	<b>Goods and Services - contd</b>					
22100	Publications and Stationery	225,000	225,000	203,843	21,158	21,158
22120	Fees	100,000	100,000	11,875	88,125	88,125
22170	Travelling within the Republic of Mauritius	30,000	30,000	-	30,000	30,000
22900	Other Goods and Services	85,000	85,000	84,758	243	243
<b>Capital Expenditure</b>		<b>1,250,000</b>	<b>1,250,000</b>	<b>1,249,844</b>	<b>156</b>	<b>156</b>
31	<b>Acquisition of Non- Financial Assets</b>	<b>1,250,000</b>	<b>1,250,000</b>	<b>1,249,844</b>	<b>156</b>	<b>156</b>
31132	Intangible Fixed Assets	1,250,000	1,250,000	1,249,844	156	156
31132401	Computerisation of Registry of Associations (N 1)	1,250,000	1,250,000	1,249,844	156	156
<b>Total - Sub-Head 26-103: Registration of Associations, Trade Unions and Superannuation Funds</b>		<b>17,368,000</b>	<b>17,368,000</b>	<b>15,249,717</b>	<b>2,118,283</b>	<b>2,118,283</b>
<b>Sub-Head 26-104: Employment Facilitation</b>						
<b>Recurrent Expenditure</b>		<b>236,518,000</b>	<b>238,618,000</b>	<b>197,522,350</b>	<b>38,995,650</b>	<b>41,095,650</b>
21	<b>Compensation of Employees</b>	<b>57,403,000</b>	<b>54,733,000</b>	<b>52,636,573</b>	<b>4,766,427</b>	<b>2,096,427</b>
21110	Personal Emoluments	52,143,000	49,223,000	47,305,567	4,837,433	1,917,433
21110001	Basic Salary	43,743,000	41,483,000	40,470,593	3,272,408	1,012,408
21110002	Salary Compensation-2015	1,250,000	1,250,000	896,968	353,032	353,032
21110004	Allowances	550,000	800,000	667,213	(117,213)	132,787
21110005	Extra Assistance	1,000,000	390,000	246,846	753,154	143,154
21110006	Cash in lieu of Leave	1,900,000	1,900,000	1,797,916	102,084	102,084
21110009	End-of-year Bonus	3,700,000	3,400,000	3,226,032	473,968	173,968
21111	Other Staff Costs	4,660,000	4,860,000	4,698,026	(38,026)	161,974
21111002	Travelling and Transport	4,000,000	4,000,000	3,911,489	88,511	88,511
21111100	Overtime	600,000	800,000	726,536	(126,536)	73,464
21111200	Staff Welfare	60,000	60,000	60,000	-	-
21210	Social Contributions	600,000	650,000	632,981	(32,981)	17,019
22	<b>Goods and Services</b>	<b>19,115,000</b>	<b>23,885,000</b>	<b>21,161,018</b>	<b>(2,046,018)</b>	<b>2,723,982</b>
22010	Cost of Utilities	2,780,000	3,215,000	3,071,261	(291,261)	143,739
22020	Fuel and Oil	100,000	100,000	63,543	36,457	36,457
22030	Rent	8,400,000	9,900,000	9,875,011	(1,475,011)	24,989
22040	Office Equipment and Furniture	400,000	1,300,000	1,051,009	(651,009)	248,991
22050	Office Expenses	1,350,000	1,425,000	1,127,116	222,884	297,884
22060	Maintenance	1,510,000	1,760,000	1,355,120	154,880	404,880
22070	Cleaning Services	125,000	125,000	22,080	102,920	102,920
22100	Publications and Stationery	1,350,000	1,760,000	1,584,040	(234,040)	175,960
22120	Fees	400,000	400,000	66,961	333,039	333,039
22900	Other Goods and Services	2,700,000	3,900,000	2,944,877	(244,877)	955,123
28	<b>Other Expense</b>	<b>160,000,000</b>	<b>160,000,000</b>	<b>123,724,758</b>	<b>36,275,242</b>	<b>36,275,242</b>
28212	Transfer to Households	160,000,000	160,000,000	123,724,758	36,275,242	36,275,242
28212028	Employability Enhancement Programme (a) Youth Employment Programme	125,000,000	125,000,000	112,674,758	12,325,242	12,325,242

## STATEMENT D 1

Detailed Statement of Expenditure of the Consolidated Fund  
for the financial year 2015-2016

Item No.	Details	Appropriation (a) Rs	Total Provisions after Supplementary Appropriation and Virement (b) Rs	Actual Expenditure (c) Rs	(Over)/Under Appropriation (a-c) Rs	(Over)/Under Total Provision (b-c) Rs
<b>Sub-Head 26-104: Employment Facilitation - continued</b>						
28	<b>Other Expense-contd.</b>					
	(b) Women Back to Work	25,000,000	25,000,000	5,525,000	19,475,000	19,475,000
	(c) Dual Training Programme	10,000,000	10,000,000	5,525,000	4,475,000	4,475,000
<b>Capital Expenditure</b>		<b>14,500,000</b>	<b>14,500,000</b>	<b>10,788,433</b>	<b>3,711,567</b>	<b>3,711,567</b>
31	<b>Acquisition of Non-Financial Assets</b>	<b>14,500,000</b>	<b>14,500,000</b>	<b>10,788,433</b>	<b>3,711,567</b>	<b>3,711,567</b>
31122	Other Machinery & Equipment	500,000	500,000	500,000	-	-
31122802	Acquisition of IT Equipment	500,000	500,000	500,000	-	-
31132	Intangible Fixed Assets	13,500,000	13,500,000	10,288,433	3,211,567	3,211,567
31132104	Enhancement of Employment Information Centres	3,500,000	3,500,000	1,000,064	2,499,936	2,499,936
31132401	Modernisation of Work Permit System	10,000,000	10,000,000	9,288,369	711,632	711,632
<b>Total - Sub-Head 26-104: Employment Facilitation</b>		<b>251,018,000</b>	<b>253,118,000</b>	<b>208,310,782</b>	<b>42,707,218</b>	<b>44,807,218</b>
<b>Total - Ministry of Labour, Industrial Relations, Employment and Training</b>		<b>485,800,000</b>	<b>485,800,000</b>	<b>429,575,660</b>	<b>56,224,340</b>	<b>56,224,340</b>
<b>Centralised Services of Government</b>						
<b>Vote 27-1: Centrally Managed Expenses of Government</b>						
<b>Recurrent Expenditure</b>		<b>1,380,000,000</b>	<b>1,525,464,337</b>	<b>1,437,500,960</b>	<b>(57,500,960)</b>	<b>87,963,377</b>
21	<b>Compensation of Employees</b>	<b>1,015,000,000</b>	<b>1,115,464,337</b>	<b>1,086,544,248</b>	<b>(71,544,248)</b>	<b>28,920,089</b>
21110	Personal Emoluments	400,000,000	440,464,337	422,438,916	(22,438,916)	18,025,421
21110006	Cash in lieu of Leave (on retirement)	400,000,000	400,000,000	382,738,916	17,261,084	17,261,084
	(a) Refund of Sick Leave	250,000,000	235,000,000	225,778,097	24,221,903	9,221,903
	(b) Refund of Vacation Leave	150,000,000	165,000,000	156,960,819	(6,960,819)	8,039,181
21111	Other Staff Costs	540,000,000	600,000,000	599,244,430	(59,244,430)	755,570
21111300	Passage Benefits	50,000,000	15,000,000	14,416,542	35,583,458	583,458
21111350	Allowance in Lieu of Passages	490,000,000	585,000,000	584,827,888	(94,827,888)	172,112
21210	Social Contributions	75,000,000	75,000,000	64,860,902	10,139,098	10,139,098
21210002	Defined Contribution Pension Scheme	75,000,000	75,000,000	64,860,902	10,139,098	10,139,098
22	<b>Goods and Services</b>	<b>129,000,000</b>	<b>234,000,000</b>	<b>199,391,758</b>	<b>(70,391,758)</b>	<b>34,608,242</b>
22120	Fees	4,000,000	4,000,000	2,471,279	1,528,721	1,528,721
22120003	Commissions of Enquiry and Committees	4,000,000	4,000,000	2,471,279	1,528,721	1,528,721
22180	Mission Expenses (Ministers, Delegates and Officials)	120,000,000	225,000,000	195,299,331	(75,299,331)	29,700,669
22900	Other Goods and Services	5,000,000	5,000,000	1,621,147	3,378,853	3,378,853
22900024	Service charges	1,000,000	1,000,000	-	1,000,000	1,000,000
22900099	Expenses icw Commission of Enquiry and Committees	4,000,000	4,000,000	1,621,147	2,378,853	2,378,853

## STATEMENT D 1

Detailed Statement of Expenditure of the Consolidated Fund  
for the financial year 2015-2016

Item No.	Details	Appropriation (a) Rs	Total Provisions after Supplementary Appropriation and Virement (b) Rs	Actual Expenditure (c) Rs	(Over)/Under Appropriation (a-c) Rs	(Over)/Under Total Provision (b-c) Rs
<b>Vote 27-1: Centrally Managed Expenses of Government - continued</b>						
<b>26</b>	<b>Grants</b>	<b>53,000,000</b>	<b>53,000,000</b>	<b>49,600,000</b>	<b>3,400,000</b>	<b>3,400,000</b>
26313	Extra-Budgetary Units	53,000,000	53,000,000	49,600,000	3,400,000	3,400,000
26313035	Mauritius Ex-Services Trust Fund Board	53,000,000	53,000,000	49,600,000	3,400,000	3,400,000
<b>28</b>	<b>Other Expense</b>	<b>183,000,000</b>	<b>123,000,000</b>	<b>101,964,954</b>	<b>81,035,046</b>	<b>21,035,046</b>
28211	Transfers to Non Profit Institutions	74,600,000	74,600,000	73,801,085	798,915	798,915
28211024	Financial Support to Religious Bodies	74,600,000	74,600,000	73,801,085	798,915	798,915
28217	Expense not Elsewhere Specified	108,400,000	45,533,645	25,297,514	83,102,486	20,236,131
28217001	Insurance	600,000	600,000	179,792	420,208	420,208
28217002	Compensation arising out of Government Liability	100,000,000	31,867,645	14,242,246	85,757,754	17,625,399
28217003	Refund of Revenue	5,000,000	7,666,000	6,902,095	(1,902,095)	763,905
28217004	Refund of Employee's Contribution	2,800,000	5,400,000	3,973,381	(1,173,381)	1,426,619
28222	Transfers to Households	-	2,866,355	2,866,355	(2,866,355)	-
28222023	Write-off of Advances	-	2,866,355	2,866,355	(2,866,355)	-
<b>Total - Vote 27-1: Centrally Managed Expenses of Government</b>		<b>1,380,000,000</b>	<b>1,525,464,337</b>	<b>1,437,500,960</b>	<b>(57,500,960)</b>	<b>87,963,377</b>
<b>Vote 28-1: Centrally Managed Initiatives of Government</b>						
<b>Recurrent Expenditure</b>		<b>299,500,000</b>	<b>2,301,050,000</b>	<b>2,116,641,236</b>	<b>(1,817,141,236)</b>	<b>184,408,764</b>
<b>21</b>	<b>Compensation of Employees</b>	<b>50,000,000</b>	<b>50,000,000</b>	<b>-</b>	<b>50,000,000</b>	<b>50,000,000</b>
21110	Personal Emoluments	50,000,000	50,000,000	-	50,000,000	50,000,000
21110012	Performance Related Incentive Scheme (PRIS)	50,000,000	50,000,000	-	50,000,000	50,000,000
<b>22</b>	<b>Goods and Services</b>	<b>105,000,000</b>	<b>104,900,000</b>	<b>39,717,330</b>	<b>65,282,670</b>	<b>65,182,670</b>
22030	Rent	70,000,000	69,900,000	36,484,748	33,515,252	33,415,252
22120	Fees	5,000,000	5,000,000	-	5,000,000	5,000,000
22130	Studies & Surveys	30,000,000	30,000,000	3,232,583	26,767,417	26,767,417
<b>25</b>	<b>Subsidies</b>	<b>29,000,000</b>	<b>29,000,000</b>	<b>18,058,008</b>	<b>10,941,992</b>	<b>10,941,992</b>
25120	Financial Public Corporations	19,000,000	19,000,000	12,303,648	6,696,352	6,696,352
25120001	Development Bank of Mauritius Ltd - Interest Subsidy on Loans	19,000,000	19,000,000	12,303,648	6,696,352	6,696,352
25210	Non Financial Private Corporations	10,000,000	10,000,000	5,754,360	4,245,640	4,245,640
25210008	VAT Refund Scheme for Planters, Breeders, Fishers and other Specific Sectors	10,000,000	10,000,000	5,754,360	4,245,640	4,245,640

## STATEMENT D 1

Detailed Statement of Expenditure of the Consolidated Fund  
for the financial year 2015-2016

Item No.	Details	Appropriation (a) Rs	Total Provisions after Supplementary Appropriation and Virement (b) Rs	Actual Expenditure (c) Rs	(Over)/Under Appropriation (a-c) Rs	(Over)/Under Total Provision (b-c) Rs
<b>Vote 28-1: Centrally Managed Initiatives of Government - continued</b>						
<b>26</b>	<b>Grants</b>	<b>17,700,000</b>	<b>2,017,700,000</b>	<b>2,017,296,073</b>	<b>(1,999,596,073)</b>	<b>403,927</b>
26210	Contributions to International Organisations	17,700,000	17,700,000	17,296,073	403,927	403,927
26210034	Commonwealth Fund for Technical Cooperation	10,000,000	10,000,000	9,635,445	364,555	364,555
26210035	UNDP Sub Office	7,000,000	7,000,000	7,000,000	-	-
26210152	Organisation for Economic Co-operation and Development (OECD) Development Centre	700,000	700,000	660,628	39,372	39,372
26323	Extra-Budgetary Units	-	2,000,000,000	2,000,000,000	(2,000,000,000)	-
26323207	Build Mauritius Fund	-	2,000,000,000	2,000,000,000	(2,000,000,000)	-
<b>28</b>	<b>Other Expense</b>	<b>97,800,000</b>	<b>99,450,000</b>	<b>41,569,824</b>	<b>56,230,176</b>	<b>57,880,176</b>
28212	Transfers to Households	50,000,000	50,000,000	2,489,970	47,510,030	47,510,030
28212029	Conversion Programme for Unemployed Graduates	50,000,000	50,000,000	2,489,970	47,510,030	47,510,030
28216	Transfers to Regional/International Organisations	17,800,000	19,450,000	15,331,794	2,468,206	4,118,206
28216011	Regional Multi Disciplinary Centre for Excellence	6,500,000	6,500,000	2,987,014	3,512,986	3,512,986
28216013	AFRITAC South	11,300,000	12,950,000	12,344,780	(1,044,780)	605,220
28217	Expense not Elsewhere Specified	30,000,000	30,000,000	23,748,060	6,251,940	6,251,940
28217005	Refund of taxes icw projects/schemes financed by development partners and under special social programmes	30,000,000	30,000,000	23,748,060	6,251,940	6,251,940
	(a) Tax Refund Scheme on Export of PET bottles	5,000,000	5,000,000	4,979,850	20,150	20,150
	(b) VAT Refund Scheme icw Residential Units	10,000,000	5,600,000	-	10,000,000	5,600,000
	(c) Others	15,000,000	19,400,000	18,768,210	(3,768,210)	631,790
<b>Capital Expenditure</b>		<b>1,184,500,000</b>	<b>3,330,965,628</b>	<b>3,020,004,129</b>	<b>(1,835,504,129)</b>	<b>310,961,499</b>
<b>28</b>	<b>Other Expense</b>	<b>75,000,000</b>	<b>75,000,000</b>	<b>41,833,883</b>	<b>33,166,117</b>	<b>33,166,117</b>
28225	Transfers to Private Enterprises	75,000,000	75,000,000	41,833,883	33,166,117	33,166,117
28225010	Film Incentive Framework	75,000,000	75,000,000	41,833,883	33,166,117	33,166,117
<b>31</b>	<b>Acquisition of Non-Financial Assets</b>	<b>310,000,000</b>	<b>245,000,000</b>	<b>118,671,937</b>	<b>191,328,063</b>	<b>126,328,063</b>
31112	Non-Residential Buildings	30,000,000	30,000,000	15,958,775	14,041,225	14,041,225
31112999	VAT component - Investment Projects - Bilateral Agreements	30,000,000	30,000,000	15,958,775	14,041,225	14,041,225
31113	Other Structures	210,000,000	95,000,000	-	210,000,000	95,000,000
31113039	Submarine Cable Project for Rodrigues (Consultancy and Design)	10,000,000	10,000,000	-	10,000,000	10,000,000

## STATEMENT D 1

Detailed Statement of Expenditure of the Consolidated Fund  
for the financial year 2015-2016

Item No.	Details	Appropriation (a) Rs	Total Provisions after Supplementary Appropriation and Virement (b) Rs	Actual Expenditure (c) Rs	(Over)/Under Appropriation (a-c) Rs	(Over)/Under Total Provision (b-c) Rs
<b>Vote 28-1: Centrally Managed Initiatives of Government - continued</b>						
<b>31</b>	<b>Acquisition of Non-Financial Assets - contd.</b>					
31113999	Infrastructure Projects in preparation	200,000,000	85,000,000	-	200,000,000	85,000,000
31121	Transport Equipment	70,000,000	120,000,000	102,713,163	(32,713,163)	17,286,837
31121801	Acquisition of Vehicles	70,000,000	120,000,000	102,713,163	(32,713,163)	17,286,837
<b>32</b>	<b>Acquisition of Financial Assets</b>	<b>799,500,000</b>	<b>3,010,965,628</b>	<b>2,859,498,309</b>	<b>(2,059,998,309)</b>	<b>151,467,319</b>
32155	Shares and Other Equity Purchase	799,500,000	3,000,740,000	2,849,272,681	(2,049,772,681)	151,467,319
32155001	The Mauritius Post Ltd	-	255,000,000	255,000,000	(255,000,000)	-
32155004	Airport of Rodrigues Ltd	50,000,000	50,000,000	50,000,000	-	-
32155006	Business Parks of Mauritius Ltd	-	41,300,000	41,300,000	(41,300,000)	-
32155020	Cargo Handling Corporation Limited	305,000,000	215,000,000	175,000,000	130,000,000	40,000,000
32155045	Knowledge Parks Limited	-	201,700,000	184,344,815	(184,344,815)	17,355,185
32155054	Mauritius Africa Fund Ltd	100,000,000	95,000,000	20,000,000	80,000,000	75,000,000
32155059	MauBank Holdings Ltd	-	1,600,100,000	1,600,100,000	(1,600,100,000)	-
32155	Subscriptions to International Organisations					
32155102	International Bank for Reconstruction and Development (IBRD)	84,000,000	89,000,000	84,528,794	(528,794)	4,471,206
32155105	African Development Bank (ADB)	123,000,000	129,000,000	126,435,697	(3,435,697)	2,564,303
32155106	Eastern and Southern African Trade and Development Bank (PTA Bank)	87,500,000	184,010,000	173,741,014	(86,241,014)	10,268,986
32155108	Fond De Solidarite Africain	50,000,000	50,000,000	48,192,362	1,807,638	1,807,638
32155305	National Transport Corporation	-	90,630,000	90,630,000	(90,630,000)	-
32315	IMF SDR Transactions	-	10,225,628	10,225,627	(10,225,627)	1
32315201	International Monetary Fund (IMF)	-	10,225,628	10,225,627	(10,225,627)	1
<b>Total - Vote 28-1: Centrally Managed Initiatives of Government</b>		<b>1,484,000,000</b>	<b>5,632,015,628</b>	<b>5,136,645,365</b>	<b>(3,652,645,365)</b>	<b>495,370,263</b>
<b>Vote 29-1: Contingencies and Reserves</b>						
29000	Recurrent	1,600,000,000	343,374,000	-	1,600,000,000	343,374,000
31000	Capital	200,000,000	26,769,372	-	200,000,000	26,769,372
<b>Total - Vote 29-1: Contingencies and Reserves</b>		<b>1,800,000,000</b>	<b>370,143,372</b>	<b>-</b>	<b>1,800,000,000</b>	<b>370,143,372</b>



## STATEMENT D 1

Detailed Statement of Expenditure of the Consolidated Fund  
for the financial year 2015-2016

Item No.	Details	Appropriation (a) Rs	Total Provisions after Supplementary Appropriation and Virement (b) Rs	Actual Expenditure (c) Rs	(Over)/Under Appropriation (a-c) Rs	(Over)/Under Total Provision (b-c) Rs
<b>Expenditure Charged Statutorily or by Virtue of the State Obligations</b>						
<b>Government Debt Servicing</b>						
22	<b>Goods and Services</b>	<b>13,000,000</b>	<b>14,573,328</b>	<b>11,623,812</b>	<b>1,376,188</b>	<b>2,949,516</b>
22900	Other Goods and Services					
22900200	Management/Service Charges	13,000,000	14,573,328	11,623,812	1,376,188	2,949,516
24	<b>Interests</b>	<b>10,315,000,000</b>	<b>10,313,426,672</b>	<b>10,117,782,778</b>	<b>197,217,222</b>	<b>195,643,894</b>
24100	External Debt	740,000,000	738,426,672	668,936,544	71,063,456	69,490,128
24200	Domestic Debt	9,575,000,000	9,575,000,000	9,448,846,234	126,153,766	126,153,766
	<i>of which</i>					
	<i>Government Borrowing Requirement</i>	9,460,000,000	9,437,462,425	9,354,125,757	105,874,243	83,336,668
	<i>Mopping up of Excess Liquidity</i>	115,000,000	137,537,575	94,720,477	20,279,523	42,817,098
33	<b>Capital Repayments</b>	<b>10,831,000,000</b>	<b>10,831,000,000</b>	<b>5,877,185,074</b>	<b>4,953,814,926</b>	<b>4,953,814,926</b>
33135	Domestic Debt (long- term and 5-year GOM Bonds)	3,611,000,000	3,611,000,000	3,298,173,342	312,826,658	312,826,658
33245	External Debt	7,220,000,000	7,220,000,000	2,579,011,732	4,640,988,268	4,640,988,268
<b>Total- Government Debt Servicing</b>		<b>21,159,000,000</b>	<b>21,159,000,000</b>	<b>16,006,591,664</b>	<b>5,152,408,336</b>	<b>5,152,408,336</b>
<b>Public Service Pensions</b>						
26	<b>Grants - Current</b>	<b>1,230,000,000</b>	<b>1,246,000,000</b>	<b>1,242,122,816</b>	<b>(12,122,816)</b>	<b>3,877,184</b>
26313	Extra -Budgetary Units					
26313007	Civil Service Family Protection Scheme	1,230,000,000	1,246,000,000	1,242,122,816	(12,122,816)	3,877,184
27	<b>Social Benefits</b>	<b>6,256,000,000</b>	<b>6,240,000,000</b>	<b>6,041,248,385</b>	<b>214,751,615</b>	<b>198,751,615</b>
27310	Employer Social Benefits in Cash					
27310001	National Assembly Retiring Allowances	103,000,000	103,000,000	99,594,022	3,405,978	3,405,978
27310002	Pensions	4,800,000,000	4,800,000,000	4,769,782,768	30,217,232	30,217,232
27310003	Gratuities	1,350,000,000	1,334,000,000	1,169,764,010	180,235,990	164,235,990
27310004	Compassionate Allowances	3,000,000	3,000,000	2,107,585	892,415	892,415
<b>Total - Public Service Pensions</b>		<b>7,486,000,000</b>	<b>7,486,000,000</b>	<b>7,283,371,201</b>	<b>202,628,799</b>	<b>202,628,799</b>
<b>Total Expenditure Charged Statutorily or by Virtue of the State Obligations</b>		<b>28,645,000,000</b>	<b>28,645,000,000</b>	<b>23,289,962,865</b>	<b>5,355,037,135</b>	<b>5,355,037,135</b>
<b>Grand Total Expenditure</b>		<b>120,644,999,000</b>	<b>124,744,999,000</b>	<b>112,833,772,710</b>	<b>7,811,226,290</b>	<b>11,911,226,290</b>

N 1: Actual Expenditure includes an amount carried-over in accordance with Section 3A of the Finance and Audit Act and Financial Instructions No. 1 of 2016. A consolidated list of carry-overs is at Annex to this Statement.



C. ROMOOAH  
Accountant-General

12 December 2016

## Annex to STATEMENT D 1

## Consolidated List of Carry-Over of Capital Expenditure for the financial year 2015-2016

Item No.	Details	Amount Carried-over Rs
<b>VOTE 1-6: The Judiciary</b>		
<b>Capital Expenditure</b>		
<b>31</b>	<b>Acquisition of Non- Financial Assets</b>	
31122802	Acquisition of IT Equipment -Revamping of the Supreme Court Computerized Library System	859,648
31122802	Acquisition of IT equipment - Video Conferencing System at Bail and Remand Court	932,236
<b>Total VOTE 1-6: The Judiciary</b>		<b>1,791,884</b>
<b>VOTE 2-1: Prime Minister's Office</b>		
<b>Sub-Head 2-103: Defence and Home Affairs</b>		
<b>Capital Expenditure</b>		
<b>31</b>	<b>Acquisition of Non- Financial Assets</b>	
31132401	Upgrading of IT and other equipment	1,199,680
<b>Total Sub-Head 2-103: Defence and Home Affairs</b>		<b>1,199,680</b>
<b>VOTE 6-1: Ministry of Finance and Economic Development</b>		
<b>Sub-Head 6-101: General</b>		
<b>Capital Expenditure</b>		
<b>26</b>	<b>Grants</b>	
26323043	Mauritius Revenue Authority	
	Acquisition of ICT Equipment and Software- Multi Media Equipment	588,714
	Installation of weighbridge in Port Area	7,320,000
	Drug Interdiction Program-Procurement of Dogs	738,285
<b>Total Sub-Head 6-101: General</b>		<b>8,646,999</b>
<b>VOTE 7-1: Ministry of Technology, Communication and Innovation</b>		
<b>Sub-Head 7-101: General</b>		
<b>Capital Expenditure</b>		
<b>31</b>	<b>Acquisition of Non- Financial Assets</b>	
31122802	Acquisition of IT Equipment - Computerisation Project	2,126,971
<b>Total Sub-Head 7-101: General</b>		<b>2,126,971</b>
<b>Sub-Head 7-102: Central Informatics Bureau</b>		
<b>Capital Expenditure</b>		
<b>31</b>	<b>Acquisition of Non- Financial Assets</b>	
31122802	Acquisition of IT Equipment - (a) Other servers and IT Equipment for Upgrading of GOC	6,421,263
31132401	e-Government Projects - <i>of which</i>	
	Implementation of e-government Strategy- Datasharing Policy	2,700,000
	Document Management System (DMS)	1,002,820
	School Net II (Software)	22,000,000
	Implementation of Wide Area Network (SkyGovNet)& HRMIS	2,600,000
<b>Total Sub-Head 7-102: Central Informatics Bureau</b>		<b>34,724,083</b>
<b>Sub-Head 7-103: Central Information Systems Division</b>		
<b>Capital Expenditure</b>		
<b>31</b>	<b>Acquisition of Non- Financial Assets</b>	
31122802	Acquisition of IT Equipment	360,767
<b>Total Sub-Head 7-103: Central Information Systems Division</b>		<b>360,767</b>

## Annex to STATEMENT D 1

## Consolidated List of Carry-Over of Capital Expenditure for the financial year 2015-2016

Item No.	Details	Amount Carried-over Rs
<b>VOTE 9-1: Ministry of Public Infrastructure and Land Transport</b>		
<b>Sub-Head 9-102: Public Infrastructure Division</b>		
<b>Capital Expenditure</b>		
<b>31</b>	<b>Acquisition of Non- Financial Assets</b>	
31113799	Asbestos Treatment Programme	686,016
31122811	Acquisition of CCTV	972,489
<b>Total Sub-Head 9-102: Public Infrastructure Division</b>		<b>1,658,505</b>
<b>Sub-Head 9-203: National Transport Authority</b>		
<b>Capital Expenditure</b>		
<b>31</b>	<b>Acquisition of Non- Financial Assets</b>	
31122802	Acquisition of IT Equipment	595,988
<b>Total Sub-Head 9-203: National Transport Authority</b>		<b>595,988</b>
<b>VOTE 10-1: Ministry of Education and Human Resources, Tertiary Education and Scientific Research</b>		
<b>Sub-Head 10-103: Primary Education</b>		
<b>Capital Expenditure</b>		
<b>31</b>	<b>Acquisition of Non- Financial Assets</b>	
31112402	Upgrading of Schools :- D. Sewraz GS Dr. I. Goomany GS	4,443,086 3,224,157
<b>Total Sub-Head 10-103: Primary Education</b>		<b>7,667,243</b>
<b>Sub-Head 10-104: Secondary Education</b>		
<b>Capital Expenditure</b>		
<b>26</b>	<b>Grants</b>	
26323122	Rabindranath Tagore Institute	299,436
26323123	Mahatma Gandhi Institute	889,047
<b>31</b>	<b>Acquisition of Non- Financial Assets</b>	
31112002	Construction and Extension of Schools MGSS Moka (Ph IV) La Gaulette SSS Sodnac SSS Playfield	2,285,209 2,400,000 522,342
31112402	Upgrading of Schools Dr. R. Chaperon SSS Phase II	5,000,000
<b>Total Sub-Head 10-104: Secondary Education</b>		<b>11,396,033</b>
<b>Sub-Head 10-108: Tertiary Education</b>		
<b>Capital Expenditure</b>		
<b>26</b>	<b>Grants</b>	
26323088	Rabindranath Tagore Institute	380,000
<b>Total Sub-Head 10-108: Tertiary Education</b>		<b>380,000</b>
<b>VOTE 12-2: Fire Services</b>		
<b>Capital Expenditure</b>		
<b>31</b>	<b>Acquisition of Non- Financial Assets</b>	
31122802	Acquisition of IT Equipment	4,452,261
31122803	Acquisition of Fire Fighting and Rescue Equipment	34,932,930
<b>Total VOTE 12-2: Fire Services</b>		<b>39,385,191</b>

## Annex to STATEMENT D 1

## Consolidated List of Carry-Over of Capital Expenditure for the financial year 2015-2016

Item No.	Details	Amount Carried-over Rs
<b>VOTE 14-1: Ministry of Foreign Affairs, Regional Integration and International Trade</b>		
<b>Sub-Head 14-102: Foreign Relations</b>		
<b>Capital Expenditure</b>		
<b>31</b>	<b>Acquisition of Non- Financial Assets</b>	
31122402	Upgrading of IT Equipment	263,725
31112408	Upgrading of Other Chanceries and Home based staff residences	10,799,996
<b>Total Sub-Head 14-102: Foreign Relations</b>		<b>11,063,721</b>
<b>VOTE 16-1: Ministry of Agro-Industry and Food Security</b>		
<b>Sub-Head 16-102: Competitiveness of the Sugar Sector</b>		
<b>Capital Expenditure</b>		
<b>28</b>	<b>Grants</b>	
28223021	Mauritius Cane Industry Authority	24,390,000
<b>31</b>	<b>Acquisition of Non- Financial Assets</b>	
31122804	Acquisition of Laboratory Equipment	2,270,000
<b>Total Sub-Head 16-102: Competitiveness of the Sugar Sector</b>		<b>26,660,000</b>
<b>Sub-Head 16-103: Development of Non Sugar (Crop) Sector</b>		
<b>Capital Expenditure</b>		
<b>31</b>	<b>Acquisition of Non- Financial Assets</b>	
31122999	Acquisition of Other Machinery & Equipment	3,697,495
31113032	Setting up of Quarantine facilities	2,593,603
31133801	Acquisition of Furniture, Fixtures and Fittings	145,161
28225006	Land Preparation and Agricultural Infrastructure Development Project	8,287,687
26323019	Chemical Free Bio Foods Promotion	4,155,752
<b>Total Sub-Head 16-103: Development of Non Sugar (Crop) Sector</b>		<b>18,879,698</b>
<b>Sub-Head 16-104: Livestock Production and Development</b>		
<b>Capital Expenditure</b>		
<b>31</b>	<b>Acquisition of Non- Financial Assets</b>	
31122804	Acquisition of Laboratory Equipment	822,134
28225007	Promotion of Bee Keeping	212,923
<b>Total Sub-Head 16-104: Livestock Production and Development</b>		<b>1,035,057</b>
<b>Sub-Head 16-106: National Parks and Conservation Service</b>		
<b>Capital Expenditure</b>		
<b>31</b>	<b>Acquisition of Non- Financial Assets</b>	
26323129	Capital Grant - Vallee D'Osterlog Endemic Garden Foundation	3,000,000
<b>Total Sub-Head 16-106: National Parks and Conservation Service</b>		<b>3,000,000</b>
<b>VOTE 17-1: Ministry of Arts and Culture</b>		
<b>Sub-Head 17-102: Promotion of Arts and Culture</b>		
<b>Capital Expenditure</b>		
<b>31</b>	<b>Acquisition of Non- Financial Assets</b>	
31122802	Acquisition of IT Equipment	400,000
<b>Total Sub-Head 17-102: Promotion of Arts and Culture</b>		<b>400,000</b>
<b>VOTE 18-1: Ministry of Industry, Commerce and Consumer Protection</b>		
<b>Sub-Head 18-103: Trade Development</b>		
<b>Capital Expenditure</b>		
<b>31</b>	<b>Acquisition of Non- Financial Assets</b>	
31122402	Upgrading of IT equipment	365,883
<b>Total Sub-Head 18-103: Trade Development</b>		<b>365,883</b>

## Annex to STATEMENT D 1

## Consolidated List of Carry-Over of Capital Expenditure for the financial year 2015-2016

Item No.	Details	Amount Carried-over Rs
<b>VOTE 22-1: Ministry of Social Security, National Solidarity and Reform Institutions</b>		
<b>Sub-Head 22-102: Social Protection</b>		
<b>Capital Expenditure</b>		
<b>31</b>	<b>Acquisition of Non- Financial Assets</b>	
31111002	Construction of Recreational centres	
	Recreation centre for Senior Citizens at Pointe Aux Piments	2,500,000
31111002	Recreation centre for Senior Citizens at Riambel	9,354,947
<b>Total Sub-Head 22-102: Social Protection</b>		<b>11,854,947</b>
<b>VOTE 23-1: Ministry of Ocean Economy, Marine Resources, Fisheries, Shipping and Outer Islands</b>		
<b>Sub-Head 23-102: Shipping</b>		
<b>Capital Expenditure</b>		
<b>31</b>	<b>Acquisition of Non- Financial Assets</b>	
31122999	Acquisition of Other Machinery and other equipment	9,000,000
<b>Total Sub-Head 23-102: Shipping</b>		<b>9,000,000</b>
<b>VOTE 24-1: Ministry of Environment, Sustainable Development, and Disaster and Beach Management</b>		
<b>Sub-Head 24-101: General</b>		
<b>Capital Expenditure</b>		
<b>31</b>	<b>Acquisition of Non- Financial Assets</b>	
28222006	Solar Water Scheme	15,600,000
28221012	Rainwater Harvesting Scheme	469,068
<b>Total Sub-Head 24-101: General</b>		<b>16,069,068</b>
<b>Sub-Head 24-103: Monitoring, Uplifting and Embelishment of the Environment</b>		
<b>Capital Expenditure</b>		
<b>31</b>	<b>Acquisition of Non- Financial Assets</b>	
31122804	Acquisition of Laboratory Equipment for NEL	14,268,720
31113425	Embellishment of Infrastructural Works	2,060,203
31410402	Improvement / Upgrading /Rehabilitation of Rivers / Mountain / Reserves / Iselets	538,272
<b>Total Sub-Head 24-103: Monitoring, Uplifting and Embelishment of the Environment</b>		<b>16,867,195</b>
<b>Sub-Head 24-106: National Disaster Risk Reduction</b>		
<b>Capital Expenditure</b>		
<b>31</b>	<b>Acquisition of Non- Financial Assets</b>	
31122999	Acquisition of Other Equipment	1,235,049
<b>Total Sub-Head 24-106: National Disaster Risk Reduction</b>		<b>1,235,049</b>
<b>VOTE 26-1: Ministry of Labour, Industrial Relations, Employment and Training</b>		
<b>Sub-Head 26-103: Registration of Associations, Trade Unions and Superannuation Funds</b>		
<b>Capital Expenditure</b>		
<b>31</b>	<b>Acquisition of Non- Financial Assets</b>	
31132401	Computerisation of Registry of Associations	755,000
<b>Total Sub-Head 26-103: Registration of Associations, Trade Unions and Superannuation Funds</b>		<b>755,000</b>
<b>Total amount of Carry-over of Capital Expenditure</b>		<b>227,118,962</b>

## STATEMENT DA

## Statement DA - Progress Report on Achievements and Performance

SN	Key Actions for Financial Year 2015-2016	Achievements	Remarks
<b>VOTE 1 - 3: NATIONAL ASSEMBLY</b>			
(i)	On line posting of Hansard (Official Report of the National Assembly) within 24 hours.	Time taken for on-line posting of Hansard: 24 hours	
(ii)	Gazetting of Acts of Parliament within 5 days.	Time taken for gazetting of Acts of Parliament: 5 days	Depending on the complexity of the Act, 5 days for gazetting has been maintained.
(iii)	Implementation of Phase II and III of the Bungeni Parliamentary Information System.	Phase II completed. Phase III postponed.	Phase II has been completed. The completion of Phase III has been postponed to 2016/17, as priority is the implementation of the Live Broadcasting Project.
<b>VOTE 1 - 5: OFFICE OF THE ELECTORAL COMMISSIONER</b>			
(i)	Publication of Register of Electors by August 2015.	Register of Electors published in October 2015.	In view of the Municipal Council Elections held on 14 June 2015, the prescribed date for publication of registers was moved to 22 October 2015 (as provided for in Sec. 39 of the Representation of People's Act).
<b>VOTE 1 - 6: THE JUDICIARY</b>			
(i)	Setting up a separate Court of Appeal Section and a separate High Court Section of the Supreme Court by June 2016 to improve public perception of independence and objectivity in dispensing justice and to streamline appeal cases.	Awaiting relevant legislation to create the separate Court of Appeal and the separate High Court Section of the Supreme Court.	
(ii)	Upgrading the digital and audio recording systems at the Supreme Court and Commercial Court to ensure accurate Court recording.	Specifications have been finalised.	Tenders launched with closing date 09 November 2016.
(iii)	Upgrading the Supreme Court and infrastructure at Mahebourg, Flacq and Curepipe District Courts.	<b>Upgrading of the Supreme Court</b> The project has been kept in abeyance as it is envisaged to construct a new Supreme Court Tower in Port Louis.  <b>Upgrading of Mahebourg, Flacq and Curepipe District Courts</b> Mahebourg: All works completed. Curepipe: Water proofing works completed. Flacq: Works completed.	Mahebourg: Liquidated damage pending.
<b>VOTE 1 - 7: PUBLIC AND DISCIPLINED FORCES SERVICE COMMISSIONS</b>			
(i)	Improved service delivery by reducing time taken to process recruitment to 30 weeks (actual 2014: 42 weeks).	Time taken to process recruitment: 30 to 40 weeks	It is to be noted that for some posts, more than 30 weeks have been taken to process recruitment in view of the very large number of applications received from candidates (above 10,000). The online application component is being reviewed and upgraded to encourage more applications to be submitted online.
(ii)	Timely processing of schemes of service by reducing time taken for approval to 8 weeks (actual 2014: 10 weeks).	Time taken to process schemes of service: 8 to 11 weeks	HR constraints for the timely processing of schemes of service.
<b>VOTE 1 - 8: PUBLIC BODIES APPEAL TRIBUNAL</b>			
(i)	Improved service delivery by increasing the percentage of cases settled within 6 months to 70% (actual 2014: 42%).	Percentage of cases settled within 6 months: 44.7%	No. of Appeals received: 199 Total no. of cases settled: 89 of which :- No. of Determinations issued: 51 No. of Rulings issued: 8 No. of Appeals withdrawn: 27 No. of Appeals struck out: 3

## STATEMENT DA

## Statement DA - Progress Report on Achievements and Performance

SN	Key Actions for Financial Year 2015-2016	Achievements	Remarks
<b>VOTE 1 - 9: OFFICE OF OMBUDSMAN</b>			
(i)	Initiating action within seven days upon receipt of a complaint.	Number of days within which action is initiated: 5	Finalisation of cases are often delayed by non-observance of deadlines allowed to Authorities concerned for submission of comments, reports and replies.
(ii)	Follow-up on implementation of all remedial measures recommended.	Percentage of remedial measures monitored: 100%	
<b>VOTE 1 - 10: NATIONAL AUDIT OFFICE</b>			
(i)	Audit and certification of 90 percent of financial statements within 6 months of submission.	Percentage of financial statements audited and certified within 6 months of submission: 90%	
(ii)	Issue of five Performance Audit Reports to assess whether Government bodies are applying their resources and carrying out their operations economically, efficiently and effectively.	Number of Performance Audit Reports issued: 6	
<b>VOTE 1 - 11: EMPLOYMENT RELATIONS TRIBUNAL</b>			
(i)	Dealing with increasing number of disputes and applications targeting a minimum of 75% to be disposed of within statutory time limit subject to complexity of cases.	Percentage of disputes and applications being resolved within statutory time: 39%	The Tribunal has disposed of an exceptionally large number of cases, i.e. 224 cases for FY 2015/16. The ERT has managed to dispose of 131 old pending cases which is an achievement not reflected in the indicator.
<b>VOTE 1 - 12: LOCAL GOVERNMENT SERVICE COMMISSION</b>			
(i)	Timely recruitment/ promotion in the Local Government Service by reducing average processing time of applications to 19 weeks (actual 2014 : 20 weeks).	Average processing time of recruitment/promotion: 17 weeks	
<b>VOTE 1 - 13: INDEPENDENT COMMISSION AGAINST CORRUPTION</b>			
(i)	Increase the number of public bodies implementing the Public Sector Anti-Corruption Framework to 75 in 2015 (actual 2014: 49).	Cumulative number of public bodies implementing the Public Sector Anti-Corruption Framework as at 30 Jun 2016: 79	Cumulative number of public bodies implementing the Public Sector Anti-Corruption Framework as at 31 Dec 2015: 75
(ii)	Relentlessly fight fraud and corruption through 25 additional Prevention Corruption Reviews in public bodies in 2015 (actual 2014: 25).	Number of additional Prevention Corruption Reviews in public bodies from July 2015 to June 2016: 24	Number of additional Prevention Corruption Reviews in public bodies in 2015: 36
(iii)	Intensify anti-corruption education for youth and set up 30 additional integrity clubs in secondary education institutions (actual 2014: 71) and 4 additional anti-corruption clubs in tertiary education institutions (actual 2014: 2).	Cumulative number of integrity clubs set up in secondary education institutions: 109 Cumulative number of anti-corruption clubs set up in tertiary education institutions: 6	
(iv)	Develop an integrity framework in public procurement to increase competition, transparency and accountability in public procurement.	In progress	Draft Integrity Framework is at the level of the Procurement Policy Office (PPO). The revised Code of Conduct on Procurement for Public Officials has been launched in collaboration with the PPO.
(v)	Introduce amendments to the Prevention of Corruption Act in the National Assembly by December 2015 to fully integrate private sector corruption offences, enhance effectiveness of whistle blowing structure and make corruption prevention mandatory in public and private sector organisations.	In progress	Proposals for legislative amendments to the Prevention of Corruption Act (PoCA) are being worked out and are expected to be finalised by end 2016.
<b>VOTE 1 - 14: NATIONAL HUMAN RIGHTS COMMISSION</b>			
(i)	Sensitisation of 1,800 stakeholders (actual 2014: 1,500).	Number of stakeholders sensitised: 2,125	
(ii)	Increase in the percentage of cases related to alleged violation of human rights resolved by 5% (actual 2014: 53%).	Percentage of cases related to alleged violation of human rights resolved: 60%	

## STATEMENT DA

## Statement DA - Progress Report on Achievements and Performance

SN	Key Actions for Financial Year 2015-2016	Achievements	Remarks
<b>VOTE 1 - 15: OFFICE OF THE OMBUDSPERSON FOR CHILDREN</b>			
(i)	75% of cases of violations of the rights of the child investigated and disposed of within 90 days (actual 2014: 60%).	Percentage of cases of violations of the rights of the child investigated and disposed of: 87%	
(ii)	2,000 persons (teachers, parents, etc) sensitised on the Convention of the Rights of the Child.	Number of persons sensitised on the Convention of the Rights of the Child: 3,874	
<b>VOTE 2 - 1: PRIME MINISTER'S OFFICE</b>			
(i)	Formulation of a new immigration policy and reinforce the Immigration Act by November 2015 to cater for increasing cross-border movement of persons and its associated risks.	In progress	The draft Bill to be introduced in Parliament around October 2016 in view of the in-depth work required thereon.
(ii)	Enacting legislation on Adoption by July 2015 to domesticate the provisions of the Hague Convention on the Protection of Children and Co-operation in respect of Inter-Country Adoption.	In progress	Target to be reviewed to March 2017. The Expert from Permanent Bureau of Hague conference has submitted the draft proposals for the new Adoption Bill. Cabinet approval will be sought and drafting instructions will be given to Attorney-General's Office to finalise the Bill.
(iii)	Investigation completed for at least 75% of complaints received in relation with discrimination through the Equal Opportunities Commission.	Percentage of investigation completed for complaints received in relation with discrimination: 27.3% (On a total of 212 complaints received between period July 2015 to June 2016)	The Commission which was reconstituted on 2 May 2016 came up with new guidelines. Priority is being given to ongoing files (Years 2012/13/14/15) and complaints of year 2016 are being examined/investigated pending fixing of hearings in order of sequence. The Commission is facing acute HR constraint (Investigator/Core staff) and some cases are lengthy. Number of cases still under consideration have increased, given that in 2015, the number of ambiguous lengthy cases have increased.
(iv)	Establishment of a drug intelligence database to reinforce the preventive actions against drug trafficking and abuse.	A collaboration program has been discussed with Anti Drug and Smuggling Unit (ADSU) and only data capture parameters needs to be finalized.	The Forensic Science Laboratory will develop a tactical intelligence programme in collaboration with the ADSU for Synthetic Drug seizures in Mauritius.
(v)	Improving efficiency in processing requests for permits under the Non-citizen Property Restriction Act and Immigration Act by increasing percentage of applications processed within set time frame to 90% (actual 2014: 85%).	Percentage of applications processed within set time frame: (i) 85% under the Immigration Act; and (ii) 90% under the Non-citizen Property Restriction Act	Applications for permits under the Immigration Act were processed within the set time frame taking into consideration the time taken by stakeholders in the processing prior to applications reaching the PMO.
(vi)	Operationalisation of the National Coalition against Domestic Violence Committee to ensure the protection of victims of domestic violence so that they get proper accommodation under the care of government institutions and have sufficient means to lead normal lives.	Report of the National Coalition against Domestic Violence Committee was launched on 06 April 2016.	The recommendations are being implemented by the Ministry of Gender Equality, Child Development and Family Welfare.
<b>VOTE 2 - 2: NATIONAL DEVELOPMENT UNIT</b>			
(i)	The Land Drainage Authority fully functional by October 2015.	Draft Land Drainage Authority (LDA) Bill being finalised.	LDA Bill to be passed in National Assembly by April 2017. Assistance of Agence Française de Développement has been sought for the setting up of LDA.
(ii)	The Procedure Manual developed and approved by end November 2015.	Procedure Manual published in February 2016	



## STATEMENT DA

## Statement DA - Progress Report on Achievements and Performance

SN	Key Actions for Financial Year 2015-2016	Achievements	Remarks
<b>VOTE 2 - 2: NATIONAL DEVELOPMENT UNIT - CONTINUED</b>			
(iii)	Priority drain projects completed in Pereybere, Camp Carol, Grand Baie, and Argy Flacq by March 2016.	All preliminary designs and detailed designs have been completed. Projects are at award stage.	Drain construction in all 3 sites expected to start in the last quarter of 2016.
(iv)	Project Management Information System operational by end 2015 for better monitoring of projects.	The existing Project Management Information System became obsolete with NDU resorting to Framework Agreements. A new system is being put in place. Central Informatics Bureau is working on the specifications.	The new system will be functional in the last quarter of 2017. However, NDU has put in place, in the meantime, a database of projects effected during FY 2015/16 and those to be implemented in FY 2016/17.
(v)	Implementation of at least 4 drain projects in Rodrigues by April 2016 to mitigate flooding risks.	Consultancy Services awarded on 22 January 2016. Preliminary designs as well as detailed designs completed and draft bidding document ready for launching of bids.	Works contract expected to be awarded by end of October 2016.
(vi)	A Citizens Advice Bureau opened in Rodrigues to extend community services thereto.	The Citizens Advice Bureau is operational since January 2016.	
<b>VOTE 2 - 3: POLICE SERVICE</b>			
(i)	Improved community well being and quality of life through reduced crime rate (actual 2014: 3.29).	Crime rate: 4.4	
(ii)	Completion and disposal of 72% of cases (crime and misdemeanour) under investigation within 12 months (actual 2014: 70%).	Percentage of crime and misdemeanour cases completed and disposed within 12 months: 52%	
(iii)	Improved sensitisation and support to community resulting in at least 72% of problems solved through the conduct of Community Policing Forum (all levels) - (actual 2014: 70%).	Percentage of problems solved through the conduct of Community Policing Forum: 62%	
(iv)	Improved effectiveness of drug related operations (Heroin, Cannabis, Subutex, etc) resulting in arrest and seizure in at least 72% of operations (actual 2014: 70%).	Percentage of drug related operations resulting in arrest and seizure: 76%	
(v)	Improved counselling to victims through Victim Support and Advice conducted in at least 25% of the total number of crimes reported (actual 2014: 20%).	Percentage of reported crimes where Victim Support and Advice were conducted: 32%	
<b>VOTE 2 - 4: GOVERNMENT PRINTING DEPARTMENT</b>			
(i)	Reducing average delivery time to 10 weeks (actual 2014: 12 weeks).	Average delivery time: 13 weeks	70% of works delivered within 10 weeks.
<b>VOTE 2 - 5: METEOROLOGICAL SERVICES</b>			
(i)	Enhance climate related forecasts and warnings in response to users' needs by improving accuracy of weather forecasts to at least 88% (actual 2014 : 87%).	Accuracy of weather forecasts: 85% to 88%	
(ii)	Timely provision of weather, water and climate information for the citizens and other user communities in all cases (actual 2014: 95%).	Percentage of cases of timely provision of weather, water and climate information for citizens: 96%	
<b>VOTE 2 - 6: PRISON SERVICE</b>			
(i)	Completion of an open prison facility for female detainees by end 2015.	The Open Prison for Women is operational since 17 December 2015. It has a maximum capacity of 20.	As at end of September 2016, twelve detainees were located thereat.
(ii)	Setting up of a Correctional Youth Centre for girls aged 15 to 18 under the Prisons Department.	The "Correctional Youth Centre for Girls" is operational since 11 May 2016.	There were four inmates admitted and they were released on 06 June 2016. As at end of September 2016, there was no inmate detained thereat.

## STATEMENT DA

## Statement DA - Progress Report on Achievements and Performance

SN	Key Actions for Financial Year 2015-2016	Achievements	Remarks
<b>VOTE 2 - 6: PRISON SERVICE - CONTINUED</b>			
(iii)	Improved employability of detainees on release by increasing the number of detainees (sentenced more than one year) that have followed an accredited educational/ vocational training to 175 (actual 2014: 125).	Number of detainees (sentenced more than one year) that have followed an accredited educational/vocational training: 243	With new courses implemented, more detainees have been taken on board.
(iv)	Implementation of e-Prison to improve prisons management including biometric identification, computerised records and data analysis to better support decision making.	The Second Phase of the ePrison System is presently in progress.  As from August 2016, one Senior Officer Cadet in the field of Information Technology has been appointed to lead the ePrison project of the Mauritius Prison Service.	The Mauritius Prison Service is planning to extend the e-Prison system to its main stakeholders such as: (i) Rodrigues Prison (Computer Network implemented) (ii) Open Prison for Women at Barkly (iii) Correctional Youth Centre for Girls at Barkly (iv) Prime Minister's Office; (v) Judiciary; (vi) Crime Record Office; (vii) Ministry of Social Security, National Solidarity and Reform Institutions
<b>DEPUTY PRIME MINISTER'S OFFICE, MINISTRY OF TOURISM AND EXTERNAL COMMUNICATIONS</b>			
(i)	Diversification of markets and product portfolio to attract over 1.1 million tourists in 2015 (actual 2014: 1.04 million tourists).	Tourist arrivals in FY 2015/16: 1,203,935	Tourist arrivals in 2015: 1,151,723
(ii)	Restructuring of the Mauritius Tourism Promotion Authority and the Tourism Authority with a view to enabling the organisations to perform efficiently and meet the objectives set for the Tourism Industry.	<b>Mauritius Tourism Promotion Authority (MTPA)</b> The restructuring of MTPA is an on-going project. Several new posts created and approved by PRB 2016 in line with the new strategy adopted.  <b>Tourism Authority (TA)</b> A new organigram has been worked out in line with new challenges and responsibilities allocated to TA. Tender awarded for a new IT Platform to support e-licensing, e-payment and e-applications.	New posts have been approved by PRB 2016. 30 Tourism Enforcement Officers (TEO) have been recruited to reinforce the Monitoring & Compliance Section and the Licensing Section.
(iii)	Implementation of an official rating system for hotel classification with well-defined criteria for operational standards.	The Hotel Classification System has been implemented since January 2016.	84 out of 117 hotels had been awarded a Star Rating, out of which 6 hotels have been awarded 5 Star Luxury and 22 hotels have been awarded 5 Star.
(iv)	Attract at least three new airlines to open up new destinations and encourage existing carriers to increase operation of commercial services especially during the low season.	Five new airlines started operations: Austrian Airlines, Turkish Airlines, Lufthansa, Eurowings and Evelop Air.	
(v)	Design and setting up of a new airport control tower providing state of the art technology for the safe conduct of air operations at SSR International Airport.	Design is in progress	Design will be completed in March 2017. Construction will start around July 2017 after tender process.
(vi)	Capturing cargo traffic of the order of 7.2 M tonnes (actual 2014: 6.9 M tonnes).	Cargo traffic: 7.1 M tonnes	
<b>VOTE 4 - 1: VICE PRIME MINISTER'S OFFICE, MINISTRY OF HOUSING AND LANDS</b>			
(i)	Launching the process for the revision of the National Development Strategy with the award of contract for consultancy services after international tendering exercise.	The tender for the consultancy services was launched on 09 August 2016. Four shortlisted bidders from the EOI were invited to submit their offer.	The closing date for submission of bids is 12 October 2016. It is expected that the contract will be awarded by December 2016.

## STATEMENT DA

## Statement DA - Progress Report on Achievements and Performance

SN	Key Actions for Financial Year 2015-2016	Achievements	Remarks
<b>VOTE 4 - 1: VICE PRIME MINISTER'S OFFICE, MINISTRY OF HOUSING AND LANDS - CONTINUED</b>			
(ii)	Preparation of the New Planning Legislation to respond to new challenges in land management and claims for corporation completed before end of December 2015.	The State Law Office is reviewing the Draft bill.	Draft bill will be finalised by end of 2016.
(iii)	Provision of some 2,000 housing units and some 300 serviced lots; and securing about 125 arpents of land for future social housing projects.	655 housing units have been completed; 184 serviced lots have been completed; and 52A39 of land have been acquired	Some 650 housing units are under construction
(iv)	Granting some 600 leases for both new and renewal cases, including to beneficiaries of NHDC housing units (actual 2014: 475).	330 leases have been signed.	500 leases have already been prepared but not yet signed.
(v)	Some 200 tertiary geodetic control points to be provided to improve the reliability and effectiveness of cadastral surveys (actual 2014: 180).	200 tertiary geodetic control points provided.	
(vi)	Some 30,000 Parcel Identification Numbers (PIN) to be delivered to facilitate land registration (actual 2014: 23,000).	25,025 PINs issued.	
<b>VOTE 5 - 1: VICE PRIME MINISTER'S OFFICE, MINISTRY OF ENERGY AND PUBLIC UTILITIES</b>			
(i)	As part of the Pipe Replacement Programme, at least 60 km of old water pipelines will be replaced to reduce water losses. (Actual 2014: 42 km)	63 km of pipes have been laid.	
(ii)	Provision of water tanks to 8,000 families with total income of up to Rs 20,000 in regions most affected by water cuts. (Actual 2014: 7,359)  (Note: Income eligibility criteria was modified from Rs 20,000 to Rs 15,000)	Number of water tanks provided: 4,579	A campaign is being carried out to reach households who have irregular supply of water. Criteria and procedures are also being reviewed to facilitate applications and assist poor households to submit applications.
(iii)	Completion of the Pailles Water Treatment Plant to increase daily water treatment capacity to 80,000 m <sup>3</sup> . (Actual 2014: 55,000 m <sup>3</sup> per day)	Project completed; production at full capacity of 80,000 m <sup>3</sup> .	
(iv)	As part of the Renewable Energy Development Programme, an additional 40MW generation capacity from solar and wind sources will be installed. (Actual 2014: 20MW)	Additional 9.35 MW of renewable energy generated with the commissioning of the Eole Plaine Des Roches wind farm.	Commissioning of a 30 MW wind farm at Plaine Sophie expected in August 2017.
(v)	Connection of an additional 3,000 premises to the sewerage network. (Actual 2014: 3,500)	Number of additional premises connected to the sewerage network: 2,153	
<b>MINISTRY OF FINANCE AND ECONOMIC DEVELOPMENT</b>			
(i)	Deepening the Performance Based Budgeting framework through introduction of annual reporting on performance by Ministries and Departments and implementation of e-budgeting to modernise the budget preparation, monitoring and evaluation system.	Preparation of 2016/17 Budget was carried out on the e-budget system (in parallel to the manual system)	Guidelines on annual report on performance by Ministries to be issued in October 2016. Training on performance monitoring on E-budget system carried out from September to October 2016.
(ii)	Improving coordination of monetary and fiscal policies and maintain budget deficit below 3.7% of GDP (actual 2014: 3.2%)	Budget deficit for the period July 2015 to June 2016: 3.5%	
(iii)	Reducing outstanding arrears of revenue by at least 15%.	Outstanding arrears of revenue reduced by 8%	
(iv)	Modernisation of the property taxation system and legislation and introduction of a Property Valuation Bill to promote transparency and good governance.	Draft bill prepared	Proposed date of introduction in National Assembly: March 2017

## STATEMENT DA

## Statement DA - Progress Report on Achievements and Performance

SN	Key Actions for Financial Year 2015-2016	Achievements	Remarks
<b>MINISTRY OF FINANCE AND ECONOMIC DEVELOPMENT - CONTINUED</b>			
(v)	Promoting Mauritius to attract higher levels of foreign direct investment to reach Rs 12 billion and foreign investment from non-traditional markets to reach 28% of FDI (actual 2014: 23%).	FDI for the period July 2015 to March 2016: Rs 7.9 billion FDI from non-traditional market as a percentage of total FDI: 18.7%	
<b>VOTE 7 - 1: MINISTRY OF TECHNOLOGY, COMMUNICATION AND INNOVATION</b>			
(i)	Deployment of high speed connectivity through Fibre-to-the-Home (FTTH) and 4G island-wide to attain 60% broadband penetration by the end of 2015 (actual 2014: 50%).	Percentage of broadband penetration: 62 %	
(ii)	Creation of 350 free WiFi hotspots.	Number of free WiFi hotspots installed: 350	
(iii)	Reducing skills mismatch by facilitating training in leading programming languages and packages for at least 800 trainees.	Number of trainees provided with training facilities: 115	
(iv)	Improving performance of the Government Wide Area Network by 50% for faster and more effective communication.	Percentage improvement in performance of the Government Wide Area Network: 50%	
(v)	Facilitating at least 10 research projects of commercial relevance.	Number of research projects facilitated: 9	Under Collaborative Research and Innovation Grant Scheme
<b>VOTE 8 - 1: MINISTRY OF YOUTH AND SPORTS</b>			
(i)	40 gold medals in Indian Ocean Island Games 2015 (IOIG 2011: 38 gold medals) and 15 medals in All Africa Games 2015 (2011 Games: 13 medals).	IOIG 2015: 66 gold medals All Africa Games 2015: 14 medals	
(ii)	Improved FIFA ranking for Mauritian football (2014 FIFA ranking:190).	FIFA ranking as at 30 June 2016: 142	
(iii)	Introduction of a National Youth Volunteer Scheme by July 2016 to promote volunteering culture among the youth.	The National Youth Volunteer Scheme was launched in July 2015 and attracted 1,000 participants.	An intensive recruitment campaign is being held to reach 2,000 participants by December 2016.
<b>MINISTRY OF PUBLIC INFRASTRUCTURE AND LAND TRANSPORT</b>			
(i)	Construction of a fly over along Motorway M1 (Southbound) and connecting the Northbound traffic to the city centre through De Caen Street to start in December 2015.	The bidding document has been prepared.	To confirm Metro Express alignment prior to launching.
(ii)	Project preparation for the grade separated junction at Pont Fer/Jumbo/Valentina Roundabouts completed by June 2016.	Request for Proposal was floated on two occasions in 2015; Bids received were non responsive.	Korean Expressway Corporation has been requested to submit its best quotation for technical design, preparation of bidding documents, supervision and project management under a G to G agreement
(iii)	Rehabilitation works for addressing landslide to be completed by June 2016 in four identified critical areas, namely at Chittrakoot, Quatre Soeurs, Vallee Pitot and La Butte.	Chittrakoot: Design & bid documents for countermeasure works Phase II completed in May 2016. Bid exercise in progress. Expected launching date is in October 2016. Early warning protocol in place.  Quatre Soeurs: Relocation exercise being considered. Early warning protocol in place.  Vallee Pitot: Relocation exercise & collection of data in progress and to be completed in March 2017. Early warning protocol in place.  La Butte: Collection of Data in progress. Completion date is expected to be in March 2017.	

## STATEMENT DA

## Statement DA - Progress Report on Achievements and Performance

SN	Key Actions for Financial Year 2015-2016	Achievements	Remarks
<b>MINISTRY OF PUBLIC INFRASTRUCTURE AND LAND TRANSPORT - CONTINUED</b>			
(iv)	Conversion of the National Transport Authority into a One Stop Shop which will have as main objective to improve licensing and ensuring registration of vehicles is completed within two hours.	The Road Traffic (Amendment) Bill pertaining to the One-Stop Shop has been drafted.	Given that the amendments to the Road Traffic Act (Amendment) Bill pertaining to the privatisation of the fitness centres had to be passed in the National Assembly, the legislation regarding the one-stop shop has been kept in abeyance by the State Law Office.
(v)	A special programme to treat asbestos in public buildings will be implemented over the next 3 years to comply with occupational health and safety regulations.	Works have been completed on 44 sites and works are ongoing on 1 site (expected to be completed by December 2016).	Works are planned for 9 sites during FY 2016/17 out of which: (a) works order for 6 will be issued by October 2016; and (b) procurement exercise initiated for the remaining 3 in September 2016.
(vi)	A new Professional Engineering Council Bill will be ready by July 2015 to reflect the prerequisites of future development in the construction industry and to harmonise with new legislations, namely the Building Control Act and the Architects and Quantity Surveyors Council Act.	Consultations are on-going with stakeholders namely the Institution of Engineers Mauritius, Association of Consulting Engineers, Tertiary Education Institutions and Mauritius Qualifications Authority.	New standards in accordance with the Washington Agreement will have to be incorporated in the new legislation
<b>VOTE 10 - 1: MINISTRY OF EDUCATION AND HUMAN RESOURCES, TERTIARY EDUCATION AND SCIENTIFIC RESEARCH</b>			
(i)	Introduction of remedial education support in primary schools in order to improve transition rate from primary to secondary education.	Early Support Programme introduced in 45 schools. Transition rate 2015: 82.8% (2014: 82.4%)	75 Support Teachers (60 for GS and 15 for BEC) have been recruited. After training at MIE, they will be posted in schools by June 2017.
(ii)	Review of the primary education curriculum to introduce environmental awareness and value-based education by December 2015.	A New Curriculum Framework formulated in December 2015 for Primary Education to enhance holistic development of learners through introduction of among others, environmental awareness and value-based education.	Training of Primary School Educators, ICT Support Officers and Head Masters on New Curriculum Framework (Primary) and on new textbooks completed in February 2016.
(iii)	Developing a system by July 2015 to improve attendance and performance in secondary schools for greater school effectiveness.	The National Student Attendance Policy was published in November 2015 and implemented as from January 2016.	A 90% minimum attendance requirement has been included as one of the conditions for students to benefit from full payment of their SC/HSC examination fees by Government.
(iv)	Review of the Private Secondary Schools Authority (PSSA) Act in order to strengthen the existing partnership with the private providers of secondary education.	The Private Secondary Schools Authority (Amendment) Bill was passed in the National Assembly in September 2016.	
(v)	Opening of two new Special Education Needs Resource Centres to ensure learning opportunities are accessible to all our children.	Two Special Education Needs Resource Centres opened at R. Gujadhur GS and R. des Anguilles GS in August 2016.	
(vi)	Setting up of 3 Polytechnics focusing on ICT & Financial Services, Tourism, and Health respectively.	Construction of the buildings to house the proposed Polytechnics at Reduit, Pamplemousses and Montagne Blanche completed in June 2016.	Expected to be in operation by July 2017.
(vii)	A Quality Assurance mechanism put in place to assess the quality of public Tertiary Education Institutions.	In progress: Publicly-funded tertiary institutions are required to undergo institutional academic quality audits.	A quality assurance exercise was carried out for Open University of Mauritius (OUM) by a Tertiary Education Commission panel in October 2015. A progress report on the implementation of recommendations made in the QA Report was submitted by OUM in June 2016 to TEC.

## STATEMENT DA

## Statement DA - Progress Report on Achievements and Performance

SN	Key Actions for Financial Year 2015-2016	Achievements	Remarks
<b>VOTE 11 - 1: MINISTRY OF HEALTH AND QUALITY OF LIFE</b>			
(i)	Services at Primary Health Care level (PHC) upgraded so as to reduce pressure on hospitals while increasing the ratio of cases seen by doctor at PHC centres to those seen at hospitals to 6.6:10 (actual 2014: 6.4:10).	Ratio of cases seen by doctor at PHC centres to those seen at hospitals: 6.9:10	
(ii)	NCDs and their risk factors detected early to reduce mortality due to NCDs to 510 per 100,000 populations (actual 2014: 521 per 100,000).	Mortality rate due to non-communicable diseases per 100,000 population: 548	Ageing population coupled with high prevalence of NCDs remains a big challenge.
(iii)	Health surveillance services, including a rigorous coverage of passengers coming from high risk countries strengthened to reach 92% (actual 2014: 89.6%).	Coverage of passengers coming from high risk countries : 89%	Some passengers, mainly foreigners, cannot be contacted due to address problems.
(iv)	HIV and AIDS prevention programmes strengthened to reduce the number of newly registered cases to less than 300 per year (actual 2014: 322) and adherence rate to antiretroviral therapy increased to 90% (actual 2014: 83%).	Number of new HIV cases registered: 290 Adherence rate to antiretroviral therapy: 80%	With respect to antiretroviral therapy, an increase has been registered in loss to follow-up cases, including patients who left prison.
<b>MINISTRY OF LOCAL GOVERNMENT</b>			
(i)	Review existing legislative framework by end of December 2015 for a better participation of local councillors in the management of community affairs.	The review exercise is being implemented in two phases. Phase I amendments were completed in April 2015. The Ministerial Committee is currently working on Phase II amendments.	Some of the amendments agreed so far have been included in the Finance (Miscellaneous Provisions) Act 2016.
(ii)	Implementation of online services in local authorities by January 2016 for the issue of permits and payment of dues.	The Online BLP (Building and Land Use Permit) application was launched on 3 July 2015 and the e-payment of Trade Fees on 12 January 2016.	
(iii)	Efficient mobilisation of resources so that over 97% of emergencies relating to fire and rescue services (call handling and despatching) are attended to within 3 minutes (actual 2014: 95.1%).	Percentage of emergencies relating to fire and rescue services attended to within 3 minutes: 99.4 % (9,100 out of 9,147 requests)	
<b>VOTE 13 - 1: MINISTRY OF SOCIAL INTEGRATION AND ECONOMIC EMPOWERMENT</b>			
(i)	Elaboration of a Marshall Plan by December 2015 to combat poverty and social exclusion.	Final version of the Marshall Plan against Poverty submitted in April 2016	The Marshall Plan has been adopted in the Budget Speech 2016/17. Provision has been made for implementation of flagship recommendations contained in the plan. The following schemes are being implemented: (i) Subsistence Allowance/Income Support for the poor; (ii) Educational Support; and (iii) New Decent Shelters Scheme for the vulnerable.
(ii)	Restructuring the National Empowerment Foundation (NEF) for effective implementation of the plan.	As a first leg of the restructure exercise, 9 internal audit reports have been prepared by the Internal Control Unit of MOFED.	The services of UNDP has been enlisted to carry out restructure exercise of the NEF. The Consultant is expected to be in Mauritius by October 2016. The report is expected to be submitted by the end of December 2016.
(iii)	Operationalisation of the Poverty Observatory by July 2015.	Board of the Poverty Observatory yet to be constituted.	

## STATEMENT DA

## Statement DA - Progress Report on Achievements and Performance

SN	Key Actions for Financial Year 2015-2016	Achievements	Remarks
<b>VOTE 13 - 1: MINISTRY OF SOCIAL INTEGRATION AND ECONOMIC EMPOWERMENT - CONTINUED</b>			
(iv)	Registration of eligible NEF beneficiaries in the Social Register of Mauritius by December 2015.	Registration of 13,267 households in Mauritius with monthly income of less than Rs 6,200 under the SRM.	A new registration exercise has started in August 2016 to be followed by home visits and data capture into the SRM database following which eligibility and exact number of beneficiaries will be known based on Proxy Means Test (PMT).
(v)	Construction of 500 social housing units to beneficiaries including Rodrigues.	117 Concrete cum Corrugated Iron Sheet (CCIS) housing units constructed for vulnerable families in Mauritius.	New Housing Policy Scheme for Mauritius approved in April 2016. Bids received for Rodrigues were not responsive. Rodrigues Regional Assembly (RRA) will now be responsible for implementation of social housing projects in Rodrigues. Funds transferred to RRA to complete the implementation of the backlog of 139 housing units in Rodrigues .
(vi)	Training and Placement of 300 NEF beneficiaries who are registered in the Social Register of Mauritius.	Some 30 beneficiaries benefitted from this scheme.	In 2015, Government decided to shift the Training Programme to the Ministry of Labour, Industrial Relations, Employment & Training.
<b>VOTE 14 - 1: MINISTRY OF FOREIGN AFFAIRS, REGIONAL INTEGRATION AND INTERNATIONAL TRADE</b>			
(i)	Renewal of Africa Growth and Opportunity Act (AGOA) and the implementation of the US-Mauritius Trade and Investment Framework Agreement (TIFA) work programme.	The AGOA has been renewed on 29 June 2015 for another 10 years.  Technical work under the TIFA has been carried out on the basis of a Work Plan agreed between both sides. The Work Plan consists of areas of cooperation, namely trade and investment promotion in competitive sectors, enhancing private sector linkages, coordinating on AGOA implementation, promoting Intellectual Property Rights, enhancing trade in services, trade in fish and seafood products, strengthening agri-business linkages, amongst others. Further progress is still under way.	Consultations are ongoing with US Trade Representative to hold the next TIFA Council.
(ii)	Implementation of the Africa Strategy including the launching of the COMESA-SADC-EAC Tripartite Free Trade Area.	During the state visit of the President of Ghana to Mauritius in August 2015, two MOUs and two Agreements were signed.  Several other agreements and MoUs in different areas have been signed incl. with Botswana, Morocco, Zambia & Seychelles.  The COMESA-EAC-SADC Tripartite Free Trade Area was launched at the 3rd Tripartite Summit held in June 2015 in Sharm el Sheikh, Egypt. The scrubbing of legal annexes is awaited prior to signature.	The Special Economic Zone project will take place in Dawa, Ghana for the development of a smart city.  The 3rd Session of the Mauritius-Zambia Joint Commission is scheduled to be held by the end of 2016.
(iii)	Pursuing negotiations for the development of a full Economic Partnership Agreement (EPA) or an enhanced Interim Economic Partnership Agreement (IEPA) with the European Union.	The EU has put the deadline for non IEPA countries to submit market access offers until September 2015 as a condition for continuation of the full EPA Negotiations. Mauritius has already submitted its offer. The ESA Council at its December 2015 meeting agreed that ESA countries with offers should proceed with the deepening and widening of the IEPA.	Issue of full EPA expected to be discussed at the next meeting of IEPA Committee and at the EPA Ministers meeting to be held in the margin of COMESA Council.

## STATEMENT DA

## Statement DA - Progress Report on Achievements and Performance

SN	Key Actions for Financial Year 2015-2016	Achievements	Remarks
<b>VOTE 14 - 1: MINISTRY OF FOREIGN AFFAIRS, REGIONAL INTEGRATION AND INTERNATIONAL TRADE - CONTINUED</b>			
(iv)	Establishment of an Embassy in Saudi Arabia.	Embassy is duly registered in Saudi Arabia, which will provide a plot of land and construct the Chancery and the official residence. Two buildings will be provided on a temporary basis to Mauritius to be used as Chancery and as residence of staff. The posting of home-based staff is being finalised.	Opening of the Embassy is expected by mid-December 2016.
(v)	Securing of at least two new visa waiver agreements.	1. Agreement on Mutual Visa Exemption with Ghana signed on 24 August 2015; 2. Visa Exemption Agreement signed with Russia on 23 December 2015. 3. Visa Exemption Agreement signed with Indonesia. Presidential Decree regarding Visa free visits has been fully implemented in March 2016. 4. UAE Mutual Exemption of Entry Visas for holders of Diplomatic and Special passports signed on 20 March 2016.	
(vi)	Finalising a new Industrial Property legislation to promote intellectual property as a linchpin to innovation and creativity.	The draft legislation is under review by the Industrial Property Office.	The revised target date for submission to the National Assembly is 2017.
<b>ATTORNEY-GENERAL'S OFFICE</b>			
(i)	Timely delivery of legal advisory services by ensuring that the average time for tendering legal advice, subject to complexity, availability of information and expertise remains within 10 days.	Average time for tendering legal advice: 10 days	
(ii)	All policies requiring legislative actions effectively translated into appropriate legislations within an average of six weeks, subject to complexity, availability of information and expertise.	Average time for policies to be translated into appropriate legislations: 6 weeks	
(iii)	Timely advice on criminal investigations and decisions to prosecute cases by ensuring that 90% of files are processed within 8 weeks, subject to complexity, availability of information and expertise.	Percentage of cases that are processed within 8 weeks: 90%	
<b>VOTE 16 - 1: MINISTRY OF AGRO-INDUSTRY AND FOOD SECURITY</b>			
(i)	Implementation of an aggressive marketing strategy geared towards increasing exports of value added sugar to 470,000 tonnes in 2015 (Actual 2014: 421,000 tonnes).	Exports of value added sugar: 439,320 tonnes	Production of sugar for the Crop 2015 was only 369,072 tons and the industry is also facing problems of abandoned cane fields, availability of labour and rising costs of agricultural inputs. The difference in the amount of sugar produced locally and exported was met through the import of non-originating sugar (NOS) by the Mauritius Sugar Syndicate (MSS) for processing into value added products.



## STATEMENT DA

## Statement DA - Progress Report on Achievements and Performance

SN	Key Actions for Financial Year 2015-2016	Achievements	Remarks
<b>VOTE 16 - 1: MINISTRY OF AGRO-INDUSTRY AND FOOD SECURITY - CONTINUED</b>			
(ii)	Increasing the extent of de-rocked lands belonging to small farmers by 1,300 hectares by June 2016.	Additional land derocked : 1,110 hectares	Initially, the extent under Field Operations Regrouping and Irrigation Project (FORIP) was limited to some 1,300 ha/year. During the period 2006 to 2010 most of the works carried out had been effected on relatively good agricultural land, which could easily be mechanised. The extent of land left, belonging to small/medium planters, under SPRP (FORIP was changed to Sugarcane Planters Regrouping Project (SPRP)) is very difficult and rocky, necessitates more machine works and entails additional costs. This explains reviewing the extent from 1,300 ha to 1,000 ha.
(iii)	De-rocking and improved land preparation earmarked for non-sugar crops will contribute to an increase of 2% in foodcrop and vegetable production (Actual 2014: 117,000 tonnes). Some 5 hectares of co-operative farm specializing in bio-foods will be developed.	Foodcrop and vegetable production: 115,894 tonnes Area of co-operative farm specialising in bio-foods developed (hectares): NIL	
(iv)	Extension of measures in the livestock sector to increase meat production to 51,000 tonnes (Actual 2014: 49,000 tonnes).	Meat Production: 48,870 tonnes	
(v)	Restoration and rehabilitation of forest cover by maintaining area under forest cover at 47,000 hectares.	Area under forest cover: 47,075 hectares	Area under forest cover maintained despite change in land use in some areas, owing to re-forestation programme elsewhere.
(vi)	Control invasive species by increasing area of land under conservation management to 350 hectares (Actual 2014: 125 ha) and increase number of endangered plant and animal species maintained in the wild to 100 (Actual 2014: 24).	Land under conservation management: 449 hectares Number of endangered plant and animal species maintained in the wild: 110	
<b>VOTE 17 - 1: MINISTRY OF ARTS AND CULTURE</b>			
(i)	Review of the regulatory framework for the Rights Management Society by June 2016 for better representation of rights holders.	Draft Bill ready	Bill expected to be introduced in the National Assembly before the end of 2016.
(ii)	Enhanced contribution of cultural-based economic activities in the economy through an increase in employment in the sector of 'Arts, Entertainment and Recreation' to 6,200 (actual 2014: 5,800).	Number of jobs created in the sector of 'Arts, Entertainment and Recreation': 236	Based on raw data received from Aapravasi Ghat Trust Fund (AGTF), Le Morne Heritage Trust Fund, Mauritius Museums Council (MMC) and National Heritage Fund (NHF).
(iii)	Preservation and promotion of historical sites to increase number of visitors to 150,000 (actual 2014: 120,000).	Number of persons visiting historical sites: 211,553	
(iv)	Preparation of a realistic investment plan for the enhancement of national heritage (patrimoine national), including national museums, the National Archives and the National Library.	Assessment of heritage sites ongoing <b>National Heritage Fund:</b> Assessment of about 10 National Heritage sites to be restored <b>Mauritius Museums Council:</b> Renovation of 2 museums and upgrading of building at Pointe Canon	The assessment of sites are being undertaken in collaboration with other stakeholders and institutions.

## STATEMENT DA

## Statement DA - Progress Report on Achievements and Performance

SN	Key Actions for Financial Year 2015-2016	Achievements	Remarks
<b>VOTE 18 - 1: MINISTRY OF INDUSTRY, COMMERCE AND CONSUMER PROTECTION</b>			
(i)	Elaboration of an Export Development Plan by July 2015 and implementation thereof that will boost value of domestic exports (excluding sugar) by at least 4.5% (actual 2014: 3.5% increase in domestic exports, excluding sugar)	Export Development Plan approved (by Enterprise Mauritius Board) in August 2015 and Output Agreement signed with the Ministry of Industry on 07 September 2015.  Increase in domestic exports, excluding sugar: 2.67%	Enterprise Mauritius (EM) has completed 48 projects out of 53 projects as at 23 September 2016.  A significant decline has been noted in the exports of fish & fish preps, owing to uncompetitive price compared to Ecuador mainly and due to trade agreement between EU and the Philippines, Thailand and other Asian countries. Fierce competition is being faced also for preserved tuna in pouches and loin.
(ii)	At least 20 new professionals in fashion and design trained and are able to start creating fashionable products	25 graduates trained in Fashion and Graphic Design	Diploma and Degree courses in Fashion, Art and Design are being held. A new programme, namely BA (Hons) Art & Design (Top Up) was launched in August 2015. Several Continuous Professional development courses held.
(iii)	Development of at least 40 new standards and a cumulative total of 30 Laboratories, Certification and Inspection Bodies accredited to International Standards to strengthen the quality infrastructure (actual 2014: cumulative total of 27 Laboratories, Certification and Inspection Bodies accredited)	1) Number of new standards developed: 77  2) Number of Laboratories, Certification and Inspection Bodies accredited (Cumulative): 29	1) New standards being developed in the foll. field:- Bio Fertilizers, Eco Label Paints and Eco Label IT, Good Agricultural Practices, Aquaculture and Smart Cities.  2) The target was achieved in March 2016 following the grant of three new accreditation by MAURITAS to the Albion Fisheries Research Centre (AFRC) Laboratories, the Laboratory of Alteo Refinery Ltd and the laboratory of Les Moulins de La Concorde Ltee, bringing the cumulative total of 30. However, one laboratory, namely the Food Technology Laboratory (FTL), decided to terminate its accreditation with MAURITAS on the 27 June 2016, bringing the cumulative total to 29.
(iv)	Operationalisation of offshore bunkering stations that will bring a 50% increase in bunker sales (actual 2014: 285,692 metric tons)	Bunker sales 2015/16: 311,919 metric tons	Target not achieved owing to delay in start of offshore bunkering activities by potential operators
(v)	Development of a new consumer protection framework that will allow consumer complaints to be resolved within a maximum of 30 days	A Ministerial Committee has been set up in September 2015 to review the Consumer Protection and Fair Trading Bill. A new bill has been drafted .	Ministerial Committee to consider draft bill .
<b>VOTE 19 - 1: MINISTRY OF GENDER EQUALITY, CHILD DEVELOPMENT AND FAMILY WELFARE</b>			
(i)	Introduction of the Children's Bill in the National Assembly by December 2015 to bring together the different pieces of legislation dealing with children under one single legislative umbrella.	The Child Care and Protection Bill is being finalised with the assistance of the State Law Office.	It is expected to be introduced in the National Assembly in December 2016.
(ii)	Strengthening of the National Women's Council through the introduction of a new National Women's Council Bill in the National Assembly by December 2015.	The new National Women's Council Act was passed in the National Assembly on 03 May 2016.	
(iii)	Improve immediate support services provided to 70% of reported cases of children victims of violence (actual 2014: 60%).	Immediate support services provided to 94.2% of the reported cases of children victims of violence.	

## STATEMENT DA

## Statement DA - Progress Report on Achievements and Performance

SN	Key Actions for Financial Year 2015-2016	Achievements	Remarks
<b>VOTE 19 - 1: MINISTRY OF GENDER EQUALITY, CHILD DEVELOPMENT AND FAMILY WELFARE - CONTINUED</b>			
(iv)	Introducing amendments to the Protection From Domestic Violence Act in view of providing a more comprehensive framework for the protection and assistance to victims of domestic violence by December 2015.	The Protection from Domestic Violence (Amendment) Bill was introduced in the National Assembly on 02 June 2016 and was passed on 06 June 2016.	The Protection from Domestic Violence (Amendment) Act 2016 was proclaimed in September 2016.
(v)	Improve supervision of Child Day Care Centres to ensure that at least 65% of Child Day Care Centres comply with regulations (actual 2014: 40%).	Out of 389 Child Day Care Centres, only 99 (25.4%) are registered and the 290 CDCCs that are not registered, require constant monitoring.	The target has not been reached owing to the following reasons: <ul style="list-style-type: none"> <li>• Inability of Day Care Centres (DCCs) to compile and submit all documents required;</li> <li>• Inability of DCCs to obtain Building and Land Use Permit for Registration purpose; and</li> <li>• shortage of personnel posted in the Inspectorate system.</li> </ul>
<b>VOTE 20 - 1: MINISTRY OF FINANCIAL SERVICES, GOOD GOVERNANCE AND INSTITUTIONAL REFORMS</b>			
(i)	Establishment of a Financial Crime Commission to act as an apex body to oversee the ICAC, the Financial Intelligence Unit and the enforcement department of the Financial Services Commission.	Consultations are underway with relevant stakeholders with a view to capturing the essence of the present and future requirements of the institutions which would operate under the aegis of the FCC.	The establishment of the FCC has been deferred to financial year 2016/17 wherein a budget has been allocated for a high level consultancy for drafting the legal framework.
(ii)	Introduction of legislation on Captive Insurance in National Assembly to make Mauritius a captive insurance jurisdiction of choice.	Captive Insurance Bill voted in the National Assembly in December 2015 and the Act is in force since 29 January 2016.  The Captive Insurance (Pure Captive Insurance Business) Rules 2016 have been published in the legal Supplement of the Government Gazette on 23 April 2016.	
(iii)	Review of 50 parastatals and state-owned enterprises (SOEs) and restructuring of at least 4 SOEs.	17 Governance reviews were carried out.	Due to shortage of staff, a full scale review could not be undertaken.
(iv)	Training provided to 200 Chairpersons, Board Members and Chief Executive Officers of public sector organisations in good governance.	Workshop on Corporate Governance for 200 persons held on 27 June 2016 at BPML, Ebene.	
(v)	Setting up of a performance appraisal system for Chairpersons, Board Members and Chief Executive Officers of public sector organisations.	Methodology for the evaluation/assessment of the performance of Chairperson/members/CEOs of organisations has been designed.	Consultations will be undertaken prior to the introduction of this appraisal system.
<b>VOTE 21 - 1: MINISTRY OF BUSINESS, ENTERPRISE AND COOPERATIVES</b>			
(i)	The "One-Stop" institution for SMEs will become operational in July 2015.	Mybiz was launched on 14 December 2015.	
(ii)	1,000 entrepreneurs diagnosed by the "One Stop" institution are facilitated in obtaining the relevant licence/permit to operate their business.	No. of entrepreneurs provided with counseling: 12,295  No. of interventions made by the various institutions at Licensing Unit: 3,680	
(iii)	200 entrepreneurs who are assigned Business Specialists by the "One-Stop" institution get the required technical and financial assistance by end-June 2016.	Number of applications received for SME Development Certificate (SMEDC): 148 Number of letter of intent issued: 71 Letters issued to microenterprises for loan under MauBank SME financing Scheme to individuals: 248	The letter of intent indicates that the promoter's project has been approved by the SMEDC Committee and the promoter can now seek funds with MauBank.

## STATEMENT DA

## Statement DA - Progress Report on Achievements and Performance

SN	Key Actions for Financial Year 2015-2016	Achievements	Remarks
<b>VOTE 21 - 1: MINISTRY OF BUSINESS, ENTERPRISE AND COOPERATIVES - CONTINUED</b>			
(iv)	Review of the existing cooperative legislation by March 2016 to facilitate the operation of cooperatives with regard to the changing socio-economic environment, and to increase transparency and accountability.	Proposals for a new Cooperatives Bill have been discussed with the stakeholders concerned. A draft Bill is being considered at the level of the Attorney General's Office and the Cooperatives Law Advisory Committee.	It is expected that the new Bill would be ready for introduction at the next session of the National Assembly.
(v)	100 cooperative societies will be assisted with bankable business plans and another 20 in the sugar sector will be facilitated to obtain fairtrade certification.	Number of cooperative societies assisted with bankable business plans: 121  Number of cooperative societies in the sugar sector obtaining fairtrade certification: 13	Altromercato, an Italian based company which commercializes products that meet Fairtrade requirements has agreed to absorb 4,000 MT of sugar at a premium of 40 € per tonne of sugar for 2015-2016 and some 20,000 T by 2019-2020. There are 26 sugar producing cooperative societies with a total annual estimated sugar production of 4,000 T that have been enlisted for the project.
<b>VOTE 22 - 1: MINISTRY OF SOCIAL SECURITY, NATIONAL SOLIDARITY AND REFORM INSTITUTIONS</b>			
(i)	Improved profiling and assessment of the poor and needy through an increase in the number of cases assessed under the SRM to 27,000 (actual 2014: 23,000).	Number of cases assessed under the SRM: 50,189	
(ii)	Review of the operations of the National Pensions Fund by June 2016 to enhance enforcement and sustainability.	In progress	A high level committee has been set up to look into pension reform.
(iii)	Specific training and job placement leading to an increase in the number of registered persons with disabilities offered jobs to 125 (actual 2014: 102).	Number of registered persons with disabilities offered jobs: 116	Persons with disabilities who are registered at Training and Employment of Disabled Persons Board (TEDPB) are sometimes selective regarding industries in which they wish to be recruited.
(iv)	Enhancement of welfare and empowerment activities and services at Social Welfare Centres and Community Centres leading to an increase of 3% in the number of beneficiaries (actual 2014: 540,000).	Percentage increase in number of beneficiaries: 3.7%	Number of beneficiaries in 2015: 560,000
(v)	Introduction of Recognition of Prior Learning in the field of social work to help professionalise the social services sector by June 2016.	32 NGOs' representatives have been successfully Recognition of Prior Learning (RPL) certified.	
<b>MINISTRY OF OCEAN ECONOMY, MARINE RESOURCES, FISHERIES, SHIPPING AND OUTER ISLAND</b>			
(i)	Setting up of a National Ocean Council by July 2015 to devise strategies, ensure coordination and formulate policies regarding development of the Ocean Economy.	The National Ocean Council was set up administratively on 26 June 2015.	Several working groups have been constituted under the Council
(ii)	A National Ocean Authority will be put in place by March 2016 to regulate, license, supervise and monitor the activities of ocean related economic operators.	Legal framework for the operation of the National Ocean Council is being considered.	
(iii)	A new Fisheries and Marine Resources Bill incorporating international norms and practices for modernizing the fisheries sector will be introduced by end October 2015.	The State Law Office is finalising the draft bill.	The bill is expected to be introduced in the National Assembly by December 2016.
(iv)	Improving health, productivity and biodiversity of lagoon ecosystems by an increase in percentage of fishermen using Fish Aggregation Devices (FAD) to 21.5% (actual 2014: 19%).	Percentage of fishermen using Fish Aggregation Devices (FAD): 21%	

## STATEMENT DA

## Statement DA - Progress Report on Achievements and Performance

SN	Key Actions for Financial Year 2015-2016	Achievements	Remarks
<b>MINISTRY OF OCEAN ECONOMY, MARINE RESOURCES, FISHERIES, SHIPPING AND OUTER ISLAND - CONTINUED</b>			
(v)	Promotion of sustainable development of the seafood hub through an increase in the number of approved commercial establishments including fishing companies in seafood business (as per EU) to 35 (actual 2014: 29).	Number of approved commercial establishments including fishing companies in seafood business (as per EU): 33	
(vi)	Chartering of a vessel as backup for cargo services to the people of Rodrigues and Outer Islands.	The M/V Anna has been chartered until January 2018.	
(vii)	Upgrading of jetty and airstrip at Agalega to improve sea and air connectivity.	Indian experts (4 consultants) visited Agalega in Jan 2016 and submitted their reports to the Government of India.	One consultant will be selected to carry out detailed site investigations and preparation of Detailed Project Report /tender documents
<b>VOTE 24 - 1: MINISTRY OF ENVIRONMENT, SUSTAINABLE DEVELOPMENT, AND DISASTER AND BEACH MANAGEMENT</b>			
(i)	Introduction of the Climate Change Bill in the National Assembly to provide for the consolidation of the framework and mechanism to make Mauritius climate change-resilient while achieving a low emission economy.	Bill at drafting stage.	Final draft Bill expected to be submitted by the State Law Office by the end of November 2016.
(ii)	Coastal protection and rehabilitation works completed on 6 sites around the island namely at Baie du Cap, Bain Boeuf, Le Morne, La Preneuse, La Prairie and Grand Sable.	Works completed at 5 out of 6 sites (Baie du Cap, Bain Boeuf, Le Morne, La Preneuse and La Prairie).	For Grand Sable, works started on 30 June 2016 and the expected completion date is 30 April 2017.
(iii)	Improved waste management by increasing percentage of wastes recovered (through recycling, composting) from the total amount of wastes generated to 25% (actual 2014: 10%).	Percentage of wastes recovered (through recycling, composting): 8.7%	The compost plant has been accepting on average 106 tonnes of solid waste daily instead of 300 tonnes of waste.
(iv)	Introduction of the National Disaster Risk Reduction and Management Bill in the National Assembly to provide for an integrated and efficient mechanism for disaster preparedness, response and post disaster recovery and rehabilitation.	Bill promulgated on 01 July 2016.	
<b>VOTE 25 - 1: MINISTRY OF CIVIL SERVICE AND ADMINISTRATIVE REFORMS</b>			
(i)	Operationalisation of Payroll Module of the Human Resource Management Information System (HRMIS) in all Ministries and Departments by December 2015 and HR Module by December 2016.	Payroll and HR Modules developed and training of users completed.	Payroll Module to be operational by December 2016 and HR Module to be operational in 40 Ministries/Departments (out of 79) by June 2017.
(ii)	Setting up of the Civil Service College Mauritius and provision of online courses through the Learning Management System (LMS) to about 5,000 public officers by December 2015.	The Civil Service College Mauritius is operational since September 2015. 30 training courses are available and over 2000 officers have been trained. E-learning System (ELS) website was launched on 17 March 2016 with 12 online courses accessible to all Officers of the Public Service, Parastatal Bodies and Local Authorities.	20 competency-based new courses developed for release. ELS is now under the aegis of Civil Service College Mauritius.
(iii)	Introduction of the Public Service Bill in the National Assembly by December 2015 to reinforce transparency, accountability and integrity.	The Draft Bill is at the State Law Office for consideration.	
(iv)	Conducting 3,000 safety audits to strengthen Occupational Safety and Health Management across the civil service (actual 2014: 2,500).	5,479 safety audits conducted.	
(v)	Implementation of ISO standards in 15 new Ministries/Departments by June 2016 (actual 2014: 7).	13 projects completed.	4 projects are nearing completion.

## STATEMENT DA

## Statement DA - Progress Report on Achievements and Performance

SN	Key Actions for Financial Year 2015-2016	Achievements	Remarks
<b>VOTE 26 - 1: MINISTRY OF LABOUR, INDUSTRIAL RELATIONS, EMPLOYMENT AND TRAINING</b>			
(i)	Review of the Employment Rights Act and the Employment Relations Act to better protect the rights of workers.	Consultations completed.	Proposed amendment to be finalised by November 2016.
(ii)	Increase in labour inspections to 50% of workplaces to ensure compliance to labour legislation.	Percentage of workplaces inspected: 30% (in spite of shortage of staff)	With the restructuring of the Labour Division and the setting up of a new squad, the target will be reached.
(iii)	Enhancing enforcement of the Occupational Safety & Health legislation by carrying out 5,000 inspections at workplaces.	Number of inspections carried out at workplaces: 4,773	Officers of Occupational Safety and Health Division were assigned to enquire into the inhuman conditions prevailing in all lodging accommodations throughout the island in October/November 2015 following the US Trafficking in Persons Report of July 2015. Thus, the target of 5,000 inspections could not be met.
(iv)	Review of work permit regulations by November 2015 to encourage companies to hire local work force and limit recruitment of foreigners to scarcity areas.	The review of the legislation is in connection with the implementation of e-Work Permit, not the employment of foreign workers.	Conversely, policies have been reviewed such that the employment of foreign workers is properly rationalised.
(v)	Operationalisation of the Back to Work Programme and Dual Training Programme by July 2015 to enhance employability of registered unemployed.	<b>Back to Work (BTW) Programme</b> No. of women registered: 1,058 No. of employers registered: 224 No. of employers that participated: 84 No. of women placed: 249 <b>Dual training Programme (DTP)</b> No. of participating companies: 19 No. of trainees placed: 94	
(vi)	Creation of 300 well-remunerated seasonal jobs in the cruise, shipping and hospitality sectors following an open and transparent recruitment and training exercise.	2,418 jobseekers were placed on cruise ships over the period 2015-2016	

11 November 2016



**C. ROMOOAH**  
Accountant-General

## STATEMENT F

## Detailed Statement of Investments as at 30 June 2016

**A. QUOTED SHARES**

Description	30 June 2016			30 June 2015		
	Market Value Rs	Nominal Value Rs	Cost Rs	Market Value Rs	Nominal Value Rs	Cost Rs
Air Mauritius Limited	104,917,061	85,646,580	99,178,348	87,359,512	85,646,580	99,178,348
Alteo Limited (N1)	12,613	1,140	1,140	13,395	840	840
BlueLife Limited (N1)	1,058	1,976	1,976	2,298	1,976	1,976
Excelsior United Development Companies Ltd	555	37	37	514	37	37
Ireland Blyth Limited	125	125	125	-	-	-
Lux Island Resorts Ltd	401	401	401	-	-	-
Medine Ltd	1,725	300	300	1,950	300	300
New National Investment Trust	-	-	-	64,652,999	14,710,580	4,604,412
New Mauritius Hotels Ltd (N1)	1,454	240	240	1,476	240	240
SBM Holdings Ltd	942,014,745	1,495,261,500	41,058,573	1,360,687,965	1,495,261,500	41,058,573
Societe de Developpement Industriel & Agricole Ltee	-	-	-	21	6	6
The Bee Equity Partners Ltd (N1)	250	16	16	1,152	16	16
The United Basalt Products Limited	415	415	415	-	-	-
The Mauritius Development Investment Trust Co. Ltd.	85	21	2	113	21	2
United Docks Ltd (N1)	58,320	9,600	9,600	64,080	9,600	9,600
<b>TOTAL QUOTED SHARES</b>	<b>1,047,008,807</b>	<b>1,580,922,351</b>	<b>140,251,173</b>	<b>1,512,785,475</b>	<b>1,595,631,696</b>	<b>144,854,350</b>

**B. UNITS**

Description	30 June 2016			30 June 2015		
	Market Value Rs	Nominal Value Rs	Cost Rs	Market Value Rs	Nominal Value Rs	Cost Rs
NIT Global Opportunities Fund	-	-	-	66,491,853	58,842,348	18,417,655
NIT Local Equity Fund	-	-	-	114,674,451	139,846,891	38,370,116
NMF General Fund	-	-	-	14,934,000	300,000	4,002,000
NMF Property Trust	-	-	-	19,393,365	1,421,801	15,000,000
<b>TOTAL UNITS</b>	<b>-</b>	<b>-</b>	<b>-</b>	<b>215,493,669</b>	<b>200,411,040</b>	<b>75,789,771</b>

## STATEMENT F

## Detailed Statement of Investments as at 30 June 2016

## C. UNQUOTED SHARES (N2)

Description	30 June 2016		30 June 2015	
	Nominal Value Rs	Cost Rs	Nominal Value Rs	Cost Rs
AfrAsia Bank Limited (N3)	197	197	-	-
Africa Export-Import Bank (N3)	21,169,380	21,169,380	20,933,940	20,933,940
African Development Bank (N4)	597,444,064	597,444,064	593,916,344	593,916,344
African Reinsurance Corporation (N5)	32,459,716	32,459,716	32,098,708	32,098,708
Airports of Mauritius Co. Ltd	1,607,774,970	1,607,774,970	1,607,774,970	1,607,774,970
Airports of Rodrigues Ltd	588,310,200	588,310,200	538,310,200	538,310,200
Air Mauritius Holding Ltd	114,331,380	87,354,608	114,331,380	87,354,608
Business Parks of Mauritius Ltd (N6)	1,296,852,717	1,296,852,722	1,105,552,717	1,105,552,722
Cargo Handling Corporation Limited	378,000,000	375,600,000	203,000,000	200,600,000
COVIFRA Limitee	37,627,560	2,052,356	37,627,560	2,052,356
Development Bank of Mauritius Ltd	206,250,000	216,250,000	206,250,000	216,250,000
Discover Mauritius Ltd	500,000	500,000	500,000	500,000
Eastern & Southern African Trade & Dev. Bank Ltd. (N7)	207,219,802	207,219,801	205,996,234	205,996,234
Editions De L'Ocean Indien Ltee	1,140,000	1,140,000	1,140,000	1,140,000
Enterprise Mauritius	79,782,000	79,782,747	79,782,000	79,782,747
Events Mauritius Ltd	1,800,000	1,800,000	1,800,000	1,800,000
Films Confluences Co. Ltee	1,000,000	1,000,000	1,000,000	1,000,000
Knowledge Parks Ltd	184,369,815	184,369,815	25,000	25,000
Les Pailles International Conference Centre Ltd	652,688,700	652,688,656	652,688,700	652,688,656
MauBank Holdings Ltd	3,190,266,400	3,190,266,400	-	-
Mauritius Africa Fund Ltd	20,000,000	20,000,000	-	-
Mauritius Educational Development Company Limited	16,000,000	16,000,000	16,000,000	16,000,000
Mauritius Housing Company Ltd	131,161,664	59,161,634	131,161,664	59,161,634
Mauritius Road Infrastructure Finance Ltd	100,000	100,000	100,000	100,000
Mauritius Shipping Corporation Ltd	135,493,000	135,493,000	135,493,000	135,493,000
Mauritius Telecom Ltd (N1)	63,625,174	63,625,174	63,625,174	63,625,174
Multi Carrier (Mauritius) Ltd	134,000,000	134,000,000	134,000,000	134,000,000
Mauritius Post and Cooperative Bank Ltd	-	-	890,166,400	890,166,400
National Commercial Bank Ltd	-	-	700,000,000	700,000,000
National Housing Development Co. Ltd	200,000,000	200,000,000	200,000,000	200,000,000
National Insurance Co. Ltd	30,000,000	30,000,000	30,000,000	30,000,000
<i>Carried forward</i>	9,929,366,739	9,802,415,440	7,703,273,991	7,576,322,693



## STATEMENT F

## Detailed Statement of Investments as at 30 June 2016

## C. UNQUOTED SHARES (N2) - continued

Description	30 June 2016		30 June 2015	
	Nominal Value Rs	Cost Rs	Nominal Value Rs	Cost Rs
<i>brought forward</i>	9,929,366,739	9,802,415,440	7,703,273,991	7,576,322,693
National Real Estate Ltd	500,000,000	500,000,000	500,000,000	500,000,000
New DBM Ltd	200,000,000	200,000,000	200,000,000	200,000,000
NIC General Insurance Co. Ltd	30,000,000	30,000,000	30,000,000	30,000,000
Overseas Telecommunications Services Co. Ltd	577,200	28,858	577,200	28,858
Port Louis Fund Ltd	-	-	55,979,090	55,979,090
PTA Reinsurance Company(ZEP-RE) (N8)	4,812,506	4,812,506	4,758,982	4,758,982
Shelter-Afrique (N9)	4,075,847	4,075,847	4,030,516	4,030,516
SME Partnership Fund Ltd	50,000,000	50,000,000	50,000,000	50,000,000
Stafford Mayer Company South Africa Limited (N1) & (N10)	14	14	17	17
State Land Development Co. Ltd	385,024,900	385,024,900	385,024,900	385,024,900
State Property Development Co. Ltd (N1)	663,000,000	663,000,000	663,000,000	663,000,000
Sugar Investment Trust	25,464,426	19,999,980	25,464,426	19,999,980
The Mauritius Post Ltd	626,111,200	626,111,200	371,111,200	371,111,200
The State Informatics Ltd	32,800,000	32,800,000	32,800,000	32,800,000
The State Investment Corporation Limited	85,000,000	85,000,000	85,000,000	85,000,000
Tourist Villages Company Ltd	170,000,000	170,000,000	170,000,000	170,000,000
United Investments Ltd	960	48	960	48
<b>TOTAL - UNQUOTED SHARES</b>	<b>12,706,233,791</b>	<b>12,573,268,792</b>	<b>10,281,021,282</b>	<b>10,148,056,284</b>

## D. EQUITY PARTICIPATION

Description	30 June 2016		30 June 2015	
	Nominal Value Rs	Cost Rs	Nominal Value Rs	Cost Rs
Bank of Mauritius	2,000,000,000	2,000,000,000	2,000,000,000	2,000,000,000
Central Electricity Board	533,856,197	533,856,197	670,856,197	670,856,197
Central Water Authority	962,250,913	962,250,913	962,250,913	962,250,913
Civil Service College	15,000,000	15,000,000	15,000,000	15,000,000
Mauritius Co-operative Livestock Marketing Federation	450,000	450,000	450,000	450,000
Mauritius Cane Industry Authority	173,803,732	173,803,732	173,803,732	173,803,732
National Transport Corporation	140,630,000	140,630,000	50,000,000	50,000,000
<i>Carried forward</i>	<b>3,825,990,842</b>	<b>3,825,990,842</b>	<b>3,872,360,842</b>	<b>3,872,360,842</b>

## STATEMENT F

## Detailed Statement of Investments as at 30 June 2016

**D. EQUITY PARTICIPATION - continued**

Description	30 June 2016		30 June 2015	
	Nominal Value Rs	Cost Rs	Nominal Value Rs	Cost Rs
<i>brought forward</i>	3,825,990,842	3,825,990,842	3,872,360,842	3,872,360,842
Rodrigues Educational Development	80,000	80,000	80,000	80,000
Rose Belle Sugar Estate	98,844,218	98,844,218	98,844,218	98,844,218
State Trading Corporation	400,000	400,000	400,000	400,000
<b>TOTAL - EQUITY PARTICIPATION</b>	<b>3,925,315,060</b>	<b>3,925,315,060</b>	<b>3,971,685,060</b>	<b>3,971,685,060</b>

**E. OTHER INVESTMENTS**

Description	30 June 2016	30 June 2015
	Cost Rs	Cost Rs
Consolidated Fund - MUR Placement	637,895,000	642,295,000
Consolidated Fund - EURO Placement (N 11)	60,160,488	85,581,509
Consolidated Fund - EURO Placement (N 12)	-	1,400,550,123
Consolidated Fund - USD Placement (N 13)	-	1,220,780,000
Morris Legacy Fund	6,000,000	6,000,000
<b>TOTAL - OTHER INVESTMENTS</b>	<b>704,055,488</b>	<b>3,355,206,632</b>
<b>TOTAL - INVESTMENTS</b>	<b>17,342,890,513</b>	<b>17,695,592,097</b>

**Note:**

N1 Investment capitalised at nominal value.

N2 Unquoted Shares are stated at cost and nominal value.

N3 Represents value of US\$ 600,000 as at 30.06.2016 @ MUR 35.2823/USD.

N4 Represents value of 12,040,000 units of account as at 30.06.2016 @ MUR 49.6216/ADBUA.

N5 Represents value of US\$ 920,000 as at 30.06.2016 @ MUR 35.2823/USD.

N6 Includes amount of Rs 150,000,000 representing loan balance converted into equity.

N7 Represents value of UAPTA 4,176,000 as at 30.06.2016 @ MUR 49.6216/ADBUA.

N8 Represents value of 100 shares @ USD 1,364 each, as at 30.06.2016 @ MUR 35.2823/USD.

N9 Represents value of 115 shares @ USD 1,000 each, as at 30.06.2016 @ MUR 35.2823/USD.

N10 Represents value of South African Rands 6 as at 30.06.2016 @ MUR 2.3845/ZAR.

N11 Represents outstanding balance of EURO 1,613,953.09.

N12 Represents EURO 35,000,000 (Morgan Stanley Notes maturing on 30 June 2015 and repatriated on 01.07.2015).

N13 Represents USD 40,000,000 (Morgan Stanley Notes maturing on 30 June 2015 and repatriated on 01.07.2015).



**C. ROMOOAH**  
Accountant-General

15 November 2016

## STATEMENT G

## Detailed Statement of Advances as at 30 June 2016

	Balance 30-Jun-15 Rs	New Advances/ Transfer in during the Year Rs	Advances Repaid /Transfer Out during the Year Rs	Amount Written-Off Rs	Balance 30-Jun-16 Rs
<b>OFFICES</b>					
<b>1. The Secretary to the President - Office of the President</b>					
Motor Car	2,194,145	-	1,121,661	-	1,072,484
<b>2. The Secretary for Home Affairs- Office of Vice President</b>					
Motor Car	650,000	-	100,000	-	550,000
<b>3. The Clerk of the National Assembly</b>					
Sundries	371,902	-	-	-	371,902
Motor Car	2,950,759	963,300	694,589	-	3,219,470
Motor Cycle	1,229	73,900	2,109	-	73,020
<b>4. The Electoral Commissioner</b>					
Motor Car	3,286,371	910,667	1,957,073	-	2,239,965
Motor Cycle	119,107	-	20,714	-	98,393
<b>5. The Judge in Bankruptcy and Master and Registrar</b>					
Dishonoured Cheques	69,355	274,544	266,205	-	77,694
Personal Account	468,708	-	-	-	468,708
Motor Car	23,824,058	17,856,094	10,244,246	-	31,435,906
Motor Cycle	57,004	-	23,628	-	33,376
Bankruptcy	20,000	-	20,000	-	-
<b>6. The Secretary, Public and Disciplined Forces Service</b>					
Personal Account	9,315	-	-	-	9,315
Motor Car	2,341,816	1,480,357	1,601,736	-	2,220,437
<b>7. The Director of Audit</b>					
Advance A/c Personal	142,773	-	24,000	-	118,773
Motor Car	23,603,173	2,884,000	2,289,088	-	24,198,085
<b>8. The President, Employment Relations Tribunal</b>					
Motor Car	412,500	-	412,500	-	-
<b>9. The Secretary, Local Government Service Commission</b>					
Motor Car	2,133,580	1,796,600	741,867	-	3,188,313
<b>TOTAL - OFFICES</b>	<b>62,655,795</b>	<b>26,239,462</b>	<b>19,519,416</b>	<b>-</b>	<b>69,375,841</b>
<b>PRIME MINISTER'S OFFICE</b>					
<b>1. The Secretary to Cabinet and Head of Civil Service Cabinet Office</b>					
Motor Car	2,763,096	2,853,989	1,490,874	-	4,126,211

## STATEMENT G

## Detailed Statement of Advances as at 30 June 2016

	Balance 30-Jun-15 Rs	New Advances/ Transfer in during the Year Rs	Advances Repaid /Transfer Out during the Year Rs	Amount Written-Off Rs	Balance 30-Jun-16 Rs
<b>PRIME MINISTER'S OFFICE</b>					
<i>-continued</i>					
<b>2. The Permanent Secretary, Private Office and Ceremonials</b>					
Motor car	15,267,261	7,336,000	5,884,720	-	16,718,541
Advance A/c Personal	-	204,000	124,000	-	80,000
<b>3. The Secretary for Home Affairs, Defence and Home Affairs</b>					
Sundries	4,032	-	4,032	-	-
Motor Car	8,916,448	4,368,277	3,666,763	-	9,617,962
Motor Cycle	41,647	-	7,243	-	34,404
<b>4. The Secretary for Home Affairs, Equal Opportunities Commission</b>					
Motor Car	186,350	-	186,350	-	-
<b>5. The Secretary for Home Affairs, Government Information Service</b>					
Motor Car	2,625,060	17,353,357	1,797,887	-	18,180,530
<b>6. The Director, Forensic Science Laboratory</b>					
Motor Car	3,544,902	425,000	819,514	-	3,150,388
<b>7. The Director, Pay Research Bureau</b>					
Motor Car	4,624,699	2,286,600	1,671,441	-	5,239,858
<b>8. The Registrar of Civil Status</b>					
Motor Car	942,493	1,007,400	390,881	-	1,559,012
<b>9. The Secretary for Home Affairs-Rodrigues</b>					
Claims	48,632	-	-	-	48,632
Motor Car	33,682,846	9,453,742	6,975,693	-	36,160,895
Motor Cycle	3,161,162	4,379,213	2,520,414	-	5,019,961
<b>10. National Development Unit</b>					
Motor Car	14,598,751	9,122,335	8,099,938	-	15,621,148
Motor Cycle	3,600	-	3,600	-	-
Personal	9,461	-	-	-	9,461
<b>11. The Commissioner of Police</b>					
Sundries	121,166	-	-	-	121,166
Dishonoured Cheques	53,327	1,498,803	1,500,303	-	51,827
Advance A/c Personal	18,000	3,506,057	1,000	-	3,523,057
Motor Car	172,316,799	76,059,783	53,284,811	-	195,091,771
Motor Cycle	37,621,737	10,415,300	10,800,826	-	37,236,211

## STATEMENT G

## Detailed Statement of Advances as at 30 June 2016

	Balance 30-Jun-15 Rs	New Advances/ Transfer in during the Year Rs	Advances Repaid /Transfer Out during the Year Rs	Amount Written-Off Rs	Balance 30-Jun-16 Rs
<b>PRIME MINISTER'S OFFICE</b>					
<i>-continued</i>					
<b>12. The Government Printer</b>					
Dishonoured Cheques	1,480	20,746	22,226	-	-
Motor Car	878,074	1,128,425	268,291	-	1,738,208
Motor Cycle	789,485	234,200	331,365	-	692,320
<b>13. The Director, Meteorological Services</b>					
Sundries	-	317,925	254,137	-	63,788
Motor Car	9,156,530	1,058,300	1,901,557	-	8,313,273
Personal Account	52,589	-	-	52,589	-
<b>14. The Commissioner of Prisons</b>					
Motor Car	34,002,431	24,613,048	11,689,480	-	46,925,999
Motor Cycle	6,983,634	2,162,600	2,039,482	-	7,106,752
Personal Account	1,244,880	-	-	-	1,244,880
<b>15. Continental Shelf &amp; Maritime Zones Administration and Exploration</b>					
Motor Car	-	93,750	50,000	-	43,750
<b>TOTAL - PRIME MINISTER'S OFFICE</b>	<b>353,660,572</b>	<b>179,898,850</b>	<b>115,786,828</b>	<b>52,589</b>	<b>417,720,005</b>
<b>DEPUTY PRIME MINISTER'S OFFICE, MINISTRY OF TOURISM AND EXTERNAL COMMUNICATIONS</b>					
<b>Tourism</b>					
<b>1. The Permanent Secretary</b>					
Motor car	5,602,631	2,490,923	2,430,590	-	5,662,964
Mauritius Tourism Promotion Authority- Motor Car	1,914,554	1,598,900	855,719	-	2,657,735
Tourism Authority- Motor Car	910,876	800,000	282,992	-	1,427,884
<b>2. External Communications</b>					
Motor Car	1,705,630	421,429	779,293	-	1,347,766
<b>3. The Director of Civil Aviation</b>					
Claims	4,071	-	-	-	4,071
Motor Car	8,634,612	3,795,800	2,744,733	-	9,685,679
<b>TOTAL - DEPUTY PRIME MINISTER'S OFFICE, MINISTRY OF TOURISM AND EXTERNAL COMMUNICATIONS</b>	<b>18,772,374</b>	<b>9,107,052</b>	<b>7,093,327</b>	<b>-</b>	<b>20,786,099</b>

## STATEMENT G

## Detailed Statement of Advances as at 30 June 2016

	Balance 30-Jun-15 Rs	New Advances/ Transfer in during the Year Rs	Advances Repaid /Transfer Out during the Year Rs	Amount Written-Off Rs	Balance 30-Jun-16 Rs
<b>VICE-PRIME MINISTERS'S OFFICE, MINISTRY OF HOUSING AND LANDS</b>					
<b>1. The Senior Chief Executive</b>					
Sundries	6,071	-	6,071	-	-
Motor Car	18,078,312	16,518,137	9,738,036	-	24,858,413
Motor Cycle	627,265	-	177,805	-	449,460
Land Development Division - Dishonoured Cheques	373,844	9,649,288	9,721,902	-	301,230
<b>TOTAL- VICE-PRIME MINISTERS'S OFFICE, MINISTRY OF HOUSING AND LANDS</b>	<b>19,085,492</b>	<b>26,167,425</b>	<b>19,643,814</b>	<b>-</b>	<b>25,609,103</b>
<b>VICE-PRIME MINISTERS'S OFFICE, MINISTRY OF ENERGY AND PUBLIC UTILITIES</b>					
<b>1. The Permanent Secretary</b>					
Sundries	1,680	-	1,680	-	-
Motor Car	4,882,107	1,481,572	2,395,417	-	3,968,262
Motor Cycle	5,636	-	5,636	-	-
<b>2. Water Resources Unit</b>					
Motor Car	2,654,131	2,598,900	1,113,148	-	4,139,883
Motor Cycle	128,906	-	36,262	-	92,644
<b>TOTAL- VICE-PRIME MINISTERS'S OFFICE, MINISTRY OF ENERGY AND PUBLIC UTILITIES</b>	<b>7,672,460</b>	<b>4,080,472</b>	<b>3,552,143</b>	<b>-</b>	<b>8,200,789</b>
<b>MINISTRY OF FINANCE AND ECONOMIC DEVELOPMENT</b>					
<b>1. Finance and Economic Development</b>					
<b>The Financial Secretary, General</b>					
Personal Account	11,106	-	-	-	11,106
Motor car	26,904,274	14,967,351	13,950,314	-	27,921,311
Motor Cycle	83,187	-	19,088	-	64,099
Board of Investment	7,500,000	-	-	-	7,500,000
Board of Investment - Motor car	3,779,715	1,500,000	2,335,586	-	2,944,129
Maubank Holdings	-	1,600,100,000	1,600,100,000	-	-
MRA	-	36,326,396	1,984,015	-	34,342,381
MOF-Procurement Policy and Advisory Services	752,083	1,235,096	383,645	-	1,603,534

## STATEMENT G

## Detailed Statement of Advances as at 30 June 2016

	Balance 30-Jun-15 Rs	New Advances/ Transfer in during the Year Rs	Advances Repaid /Transfer Out during the Year Rs	Amount Written-Off Rs	Balance 30-Jun-16 Rs
<b>MINISTRY OF FINANCE AND ECONOMIC DEVELOPMENT</b>					
<i>-continued</i>					
<b>2. The Secretary, Central Procurement Board</b>					
Motor Car	3,857,267	-	2,145,974	-	1,711,293
<b>3. The Accountant General, The Treasury</b>					
Crown Agents Unclassified	5,622	-	-	5,622	-
Dishonoured Cheques - Customs Dept	939,387	-	-	939,387	-
Dishonoured Cheques EX - VAT Department	568,824	-	-	568,824	-
Motor Car	7,826,386	1,850,000	2,634,433	-	7,041,953
Motor Car	771,429	-	114,286	-	657,143
Motor Cycles	54,579	-	8,086	-	46,493
SICOM	77,518,750	22,467,000	20,980,270	-	79,005,480
Pensioners - Motor Car	16,253,991	2,510,623	2,551,662	-	16,212,952
District Cashier - Black River - Sundries	23,808	-	-	23,808	-
District Cashier - Black River - Dishonoured Cheques	2,168	-	-	2,168	-
District Cashier - Curepipe - Dishonoured Cheques	52,186	-	-	52,186	-
District Cashier - Flacq - Dishonoured Cheques	2,685	-	-	2,685	-
District Cashier - Grand Port - Dish. Cheques	5,260	-	-	5,260	-
District Cashier - Pamplemousses - Dish. Cheques	1,000	-	-	1,000	-
District Cashier - Rose Hill - Dishonoured Cheques	300,163	-	-	300,163	-
District Cashier - Savanne Dishonoured Cheques	5,263	-	-	5,263	-
<b>4. Civil Service Family Protection Scheme Board</b>					
Motor car	2,853,319	-	659,654	-	2,193,665
<b>5. The Director, Statistics Mauritius</b>					
Motor Car	8,559,468	8,132,455	3,073,493	-	13,618,430
Motor Cycle	108,925	-	42,957	-	65,968
<b>6. The Director, Valuation and Real Estate Consultancy Services</b>					
Motor Car	7,895,896	8,221,300	3,111,695	-	13,005,501
<b>7. The Registrar of Companies, Corporate and Business Registration Department</b>					
Dishonoured Cheques	348,210	854,850	971,650	-	231,410
Bankruptcy	-	20,000	-	-	20,000
Motor Car	2,252,218	1,160,562	1,620,041	-	1,792,739

## STATEMENT G

## Detailed Statement of Advances as at 30 June 2016

	Balance 30-Jun-15 Rs	New Advances/ Transfer in during the Year Rs	Advances Repaid /Transfer Out during the Year Rs	Amount Written-Off Rs	Balance 30-Jun-16 Rs
<b>MINISTRY OF FINANCE AND ECONOMIC DEVELOPMENT</b> <i>-continued</i>					
<b>8. The Registrar General</b>					
Dishonoured Cheques	972,211	4,451,010	4,894,645	-	528,576
Motor Car	6,333,418	2,805,619	1,645,273	-	7,493,764
<b>TOTAL - MINISTRY OF FINANCE AND ECONOMIC DEVELOPMENT</b>	<b>176,542,798</b>	<b>1,706,602,262</b>	<b>1,663,226,767</b>	<b>1,906,366</b>	<b>218,011,927</b>
<b>MINISTRY OF TECHNOLOGY, COMMUNICATION AND INNOVATION</b>					
<b>1. The Permanent Secretary</b>					
Motor Car	15,026,975	12,116,437	15,133,959	-	12,009,453
Personal Account - Postal Services	129,896	-	-	-	129,896
Motor Car - Postal Services	78	-	-	-	78
Motor Cycles - Postal Services	20,178	-	-	-	20,178
Business Parks of Mauritius Limited	-	41,300,000	41,300,000	-	-
<b>2. Director, Central Informatics Bureau</b>					
Motor Car	5,702,441	3,139,000	1,582,992	-	7,258,449
<b>The Manager, Central Information Systems Division</b>					
Motor Car	8,038,828	2,100,000	2,138,638	-	8,000,190
<b>TOTAL-MINISTRY OF TECHNOLOGY, COMMUNICATION AND INNOVATION</b>	<b>28,918,396</b>	<b>58,655,437</b>	<b>60,155,589</b>	<b>-</b>	<b>27,418,244</b>
<b>MINISTRY OF YOUTH AND SPORTS</b>					
<b>1. The Permanent Secretary</b>					
<b>Sports Division</b>					
Motor Car	5,116,208	3,609,000	1,778,345	-	6,946,863
Motor Cycle	48,572	-	-	-	48,572
<b>2. Youth Division</b>					
Motor Car	7,510,181	2,773,600	2,149,282	-	8,134,499
<b>TOTAL-MINISTRY OF YOUTH AND SPORTS</b>	<b>12,674,961</b>	<b>6,382,600</b>	<b>3,927,627</b>	<b>-</b>	<b>15,129,934</b>



## STATEMENT G

## Detailed Statement of Advances as at 30 June 2016

	Balance 30-Jun-15 Rs	New Advances/ Transfer in during the Year Rs	Advances Repaid /Transfer Out during the Year Rs	Amount Written-Off Rs	Balance 30-Jun-16 Rs
<b>MINISTRY OF PUBLIC INFRASTRUCTURE AND LAND TRANSPORT</b>					
<b>1.The Senior Chief Executive, Public Infrastructure</b>					
Motor Car	52,939,601	21,057,730	16,245,863	-	57,751,468
Motor Cycle	387,857	167,500	137,590	-	417,767
<b>2.The Senior Chief Executive, Land Transport</b>					
Motor Car	3,009,197	420,000	402,582	-	3,026,615
Bus Company Recovery A/C	87,000,000	-	-	-	87,000,000
<b>2. The Road Transport Commissioner, National Transport Authority</b>					
Dishonoured Cheques	2,197,088	2,708,600	2,803,250	-	2,102,438
Personal Account	18,750	-	-	-	18,750
Motor Car	14,504,075	5,888,859	4,975,697	-	15,417,237
Motor Cycle	23,081	-	7,486	-	15,595
Losses	5,387,840	-	-	-	5,387,840
<b>TOTAL MINISTRY OF PUBLIC INFRASTRUCTURE AND LAND TRANSPORT</b>	<b>165,467,489</b>	<b>30,242,689</b>	<b>24,572,468</b>	<b>-</b>	<b>171,137,710</b>
<b>MINISTRY OF EDUCATION AND HUMAN RESOURCES, TERTIARY EDUCATION AND SCIENTIFIC RESEARCH</b>					
<b>1. The Permanent Secretary</b>					
Motor Car	1,042,585,261	374,975,947	310,548,149	-	1,107,013,059
Motor Cycle	599,870	201,113	192,048	-	608,935
Personal Account	529,007	-	-	-	529,007
SSR Foundation Loan	2,173,452	-	2,173,452	-	-
<b>TOTAL-MINISTRY OF EDUCATION AND HUMAN RESOURCES, TERTIARY EDUCATION AND SCIENTIFIC RESEARCH</b>	<b>1,045,887,590</b>	<b>375,177,060</b>	<b>312,913,649</b>	<b>-</b>	<b>1,108,151,001</b>
<b>MINISTRY OF HEALTH AND QUALITY OF LIFE</b>					
<b>1. The Senior Chief Executive</b>					
Sundries	25,323	-	25,323	-	-
Personal Account	236,829	-	17,229	-	219,600
Motor Car	497,861,348	178,095,173	150,250,147	-	525,706,374
Motor Cycle	312,437	3,464	128,636	-	187,265
<b>TOTAL-MINISTRY OF HEALTH AND QUALITY OF LIFE</b>	<b>498,435,937</b>	<b>178,098,637</b>	<b>150,421,335</b>	<b>-</b>	<b>526,113,239</b>

## STATEMENT G

## Detailed Statement of Advances as at 30 June 2016

	Balance 30-Jun-15 Rs	New Advances/ Transfer in during the Year Rs	Advances Repaid /Transfer Out during the Year Rs	Amount Written-Off Rs	Balance 30-Jun-16 Rs
<b>MINISTRY OF LOCAL GOVERNMENT</b>					
<b>1. The Permanent Secretary, Local</b>					
Motor Car	4,156,300	1,805,536	1,090,691	-	4,871,145
Municipal Council of B/Bassin-R/Hill	1,400,000	-	-	-	1,400,000
District Council of Pamplemousses/Riv-du-Rempart	6,500,000	-	2,600,000	-	3,900,000
<b>2. Local Government Staff Unit</b>					
Motor Car	514,646	-	514,646	-	-
<b>3. Beach Authority</b>					
Motorcar	337,149	-	122,600	-	214,549
<b>4. The Chief Fire Officer</b>					
Personal Account	11,992	-	-	-	11,992
Motor Car	6,075,246	1,743,333	1,906,314	-	5,912,265
Motor Cycles	3,456,673	2,133,442	710,009	-	4,880,106
<b>TOTAL- MINISTRY OF LOCAL GOVERNMENT</b>	<b>22,452,006</b>	<b>5,682,311</b>	<b>6,944,260</b>	<b>-</b>	<b>21,190,057</b>
<b>MINISTRY OF SOCIAL INTEGRATION AND ECONOMIC EMPOWERMENT</b>					
<b>1. The Permanent Secretary</b>					
Motor Car	1,801,770	595,000	573,968	-	1,822,802
<b>TOTAL- MINISTRY OF SOCIAL INTEGRATION AND ECONOMIC EMPOWERMENT</b>	<b>1,801,770</b>	<b>595,000</b>	<b>573,968</b>	<b>-</b>	<b>1,822,802</b>
<b>MINISTRY OF FOREIGN AFFAIRS, REGIONAL INTEGRATION AND INTERNATIONAL TRADE</b>					
<b>1. The Secretary for Foreign Affairs</b>					
Sundries	545,502	-	-	-	545,502
Motor Car	14,073,859	11,161,006	7,673,637	-	17,561,228
Motor Cycle	220,824	5,112	100,690	-	125,246
Mauritius Embassy - Washington - Sundries	145,556	35,017	15,131	-	165,442
Office of The Permanent Representative - New York - Sundries	2,863,302	534,994	167,251	-	3,231,045
Mauritius Embassy - Paris - Sundries	4,435,845	837,348	2,625,918	-	2,647,275
Mauritius Embassy - Brussels - Sundries	291,957	186,643	179,312	-	299,288
Mauritius Embassy - Cairo - Sundries	359,641	210,474	-	-	570,115
Mauritius High Commission - Canberra - Sundries	112,029	-	-	-	112,029
Mauritius High Commission - Kuala Lumpur - Sundries	849,223	86,223	33,437	-	902,009
Mauritius Embassy - Antananarivo - Sundries	220,443	-	86,303	-	134,140

## STATEMENT G

## Detailed Statement of Advances as at 30 June 2016

	Balance 30-Jun-15 Rs	New Advances/ Transfer in during the Year Rs	Advances Repaid /Transfer Out during the Year Rs	Amount Written-Off Rs	Balance 30-Jun-16 Rs
<b>MINISTRY OF FOREIGN AFFAIRS, REGIONAL INTEGRATION AND INTERNATIONAL TRADE</b>					
<i>-continued</i>					
<b>1. The Secretary for Foreign Affairs</b>					
Office of The Permanent Representative - Geneva - Sundries	1,870,335	939,652	1,098,809	-	1,711,178
Mauritius High Commission - Pretoria - Sundries	79,039	59,678	-	-	138,717
Mauritius Embassy - Beijing - Sundries	851,241	2,740,987	1,434,262	-	2,157,966
Mauritius Embassy - Berlin - Sundries	745,517	617,022	558,182	-	804,357
Mauritius Embassy - Maputo - Sundries	239,252	-	-	-	239,252
Consulate of Mauritius - Mumbai - Sundries	8,526,699	-	-	-	8,526,699
Russian Mission -Moscow - Sundries	47,190	193,824	-	-	241,014
Mauritius High Commission - London - Sundries	-	1,005,994	-	-	1,005,994
Mauritius High Commission - New Delhi - Sundries	-	275,250	-	-	275,250
<b>2. International Trade Division</b>					
Sundries	73,574	-	35,543	-	38,031
Motor Car	2,657,754	885,000	2,057,640	-	1,485,114
Dishonoured Cheques	-	6,300	-	-	6,300
<b>3. Regional Cooperation Division</b>					
Motor Car	1,523,447	-	1,523,447	-	-
<b>TOTAL - MINISTRY OF FOREIGN AFFAIRS, REGIONAL INTEGRATION AND INTERNATIONAL TRADE</b>	<b>40,732,229</b>	<b>19,780,524</b>	<b>17,589,562</b>	<b>-</b>	<b>42,923,191</b>
<b>ATTORNEY- GENERAL'S OFFICE</b>					
<b>The Chief Legal Secretary</b>					
<b>1. Solicitor General Office</b>					
Sundries	748,730	-	-	-	748,730
Motor Car	9,772,270	5,674,452	3,285,329	-	12,161,393
Motor Cycle	122,868	-	29,243	-	93,625
<b>2. Curator of Vacant States</b>					
Curatelle Fund	6,000	-	-	-	6,000
<b>3. Office of the Director of Public Prosecution</b>					
Motor Car	12,443,153	4,231,100	3,869,630	-	12,804,623
Personal Account	6,090	-	-	-	6,090
<b>TOTAL- ATTORNEY- GENERAL'S OFFICE</b>	<b>23,099,111</b>	<b>9,905,552</b>	<b>7,184,202</b>	<b>-</b>	<b>25,820,461</b>

## STATEMENT G

## Detailed Statement of Advances as at 30 June 2016

	Balance 30-Jun-15 Rs	New Advances/ Transfer in during the Year Rs	Advances Repaid /Transfer Out during the Year Rs	Amount Written-Off Rs	Balance 30-Jun-16 Rs
<b>MINISTRY OF AGRO- INDUSTRY AND FOOD SECURITY</b>					
<b>1. The Permanent Secretary</b>					
Loan to officers of AREU	21,946,702	5,436,550	5,990,635	-	21,392,617
Motor Car- Small Planters Welfare Fund	576,081	78,220	203,986	-	450,315
<b>2. Agriculture Division</b>					
Agriculture - Sundries	25,043,400	-	-	43,400	25,000,000
Motor Car	44,231,819	15,430,667	15,145,794	-	44,516,692
Motor Cycle	763,594	76,800	287,874	-	552,520
<b>Cane Planters and Millers Arbitration &amp; Control Board</b>					
Motor Car	1,618,104	-	1,618,104	-	-
<b>TOTAL- MINISTRY OF AGRO- INDUSTRY AND FOOD SECURITY</b>	<b>94,179,700</b>	<b>21,022,237</b>	<b>23,246,393</b>	<b>43,400</b>	<b>91,912,144</b>
<b>MINISTRY OF ARTS AND CULTURE</b>					
<b>1. The Permanent Secretary</b>					
Personal Account	41,473	-	22,973	-	18,500
Motor Car	10,809,002	8,024,746	3,606,659	-	15,227,089
Dishonoured Cheques	-	342,294	342,294	-	-
Mauritius Rights Management Society	-	2,000,000	-	-	2,000,000
<b>2. Archives Department</b>					
Motor Car	-	65,112	3,176	-	61,936
<b>TOTAL- MINISTRY OF ARTS AND CULTURE</b>	<b>10,850,475</b>	<b>10,432,152</b>	<b>3,975,102</b>	<b>-</b>	<b>17,307,525</b>
<b>MINISTRY OF INDUSTRY, COMMERCE AND CONSUMER PROTECTION</b>					
<b>1. Permanent Secretary</b>					
Training Prog	2,036	-	2,036	-	-
Motor Car	10,086,423	3,691,583	3,253,467	-	10,524,539
Motor Cycle	22,460	-	11,271	-	11,189
Motor Car - Mauritius Standard Bureau	5,875,644	408,000	2,022,218	-	4,261,426
<b>2. Commerce and Consumer Protection Division</b>					
Motor Car	6,558,616	1,900,345	2,296,169	-	6,162,792
Supplies Division - Advance Salary	7,810	-	-	-	7,810
Dishonoured Cheques	406,000	12,000	-	-	418,000
<b>TOTAL- MINISTRY OF INDUSTRY, COMMERCE AND CONSUMER PROTECTION</b>	<b>22,958,989</b>	<b>6,011,928</b>	<b>7,585,161</b>	<b>-</b>	<b>21,385,756</b>

## STATEMENT G

## Detailed Statement of Advances as at 30 June 2016

	Balance 30-Jun-15 Rs	New Advances/ Transfer in during the Year Rs	Advances Repaid /Transfer Out during the Year Rs	Amount Written-Off Rs	Balance 30-Jun-16 Rs
<b>MINISTRY OF GENDER EQUALITY, CHILD DEVELOPMENT AND FAMILY WELFARE</b>					
<b>1. The Permanent Secretary</b>					
Sundries	122,421	-	-	-	122,421
Personal	-	8,000	-	-	8,000
Motor Car	9,193,878	4,904,452	3,145,026	-	10,953,304
Motor Cycle	23,575	58,600	17,110	-	65,065
<b>TOTAL- MINISTRY OF GENDER EQUALITY, CHILD DEVELOPMENT AND FAMILY WELFARE</b>	<b>9,339,874</b>	<b>4,971,052</b>	<b>3,162,136</b>	<b>-</b>	<b>11,148,790</b>
<b>MINISTRY OF FINANCIAL SERVICES, GOOD GOVERNANCE AND INSTITUTIONAL REFORMS</b>					
<b>1. The Permanent Secretary</b>					
Motorcar	14,596,500	2,902,274	4,241,006	-	13,257,768
<b>TOTAL- MINISTRY OF FINANCIAL SERVICES, GOOD GOVERNANCE AND INSTITUTIONAL REFORMS</b>	<b>14,596,500</b>	<b>2,902,274</b>	<b>4,241,006</b>	<b>-</b>	<b>13,257,768</b>
<b>MINISTRY OF BUSINESS, ENTERPRISE AND COOPERATIVES</b>					
<b>1. The Permanent Secretary, Cooperatives Division</b>					
Motor Car	7,410,352	351,191	649,068	-	7,112,475
Motor Car- SMEDA	6,298,802	2,502,257	2,106,699	-	6,694,360
<b>TOTAL- MINISTRY OF BUSINESS, ENTERPRISE AND COOPERATIVES</b>	<b>13,709,154</b>	<b>2,853,448</b>	<b>2,755,767</b>	<b>-</b>	<b>13,806,835</b>
<b>MINISTRY OF SOCIAL SECURITY, NATIONAL SOLIDARITY AND REFORM INSTITUTIONS</b>					
<b>1. The Permanent Secretary</b>					
Motor Car	31,990,435	8,200,724	12,850,734	-	27,340,425
Motor Cycle	22,057	-	8,271	-	13,786
<b>2. National Pension Division</b>					
Personal Account	55,920	-	-	-	55,920
Motor Car	15,562,111	3,548,000	4,238,024	-	14,872,087
Overpayment as a result of fraudulent encashment	448,220	-	-	-	448,220

## STATEMENT G

## Detailed Statement of Advances as at 30 June 2016

	Balance 30-Jun-15 Rs	New Advances/ Transfer in during the Year Rs	Advances Repaid /Transfer Out during the Year Rs	Amount Written-Off Rs	Balance 30-Jun-16 Rs
<b>MINISTRY OF SOCIAL SECURITY, NATIONAL SOLIDARITY AND REFORM INSTITUTIONS</b> <i>-continued</i>					
<b>3. Reform Institutions</b>					
Motor Car	3,250,615	2,601,457	1,450,825	-	4,401,247
<b>4. Rehabilitation Youth Centre</b>					
Motor Car	1,200,438	-	175,743	-	1,024,695
Motor Cycle	74,380	54,400	26,596	-	102,184
Losses Social Aid	660,252	-	-	-	660,252
<b>5. Personal Account</b>					
Social Aids	1,842	-	-	-	1,842
<b>TOTAL- MINISTRY OF SOCIAL SECURITY, NATIONAL SOLIDARITY AND REFORM INSTITUTIONS</b>	<b>53,266,270</b>	<b>14,404,581</b>	<b>18,750,193</b>	<b>-</b>	<b>48,920,658</b>
<b>MINISTRY OF OCEAN ECONOMY, MARINE RESOURCES, FISHERIES, SHIPPING AND OUTER ISLANDS</b>					
<b>1. Ocean Economy, Marine Resources, Shipping and Outer Islands</b>					
<b>Fisheries</b>					
<b>The Permanent Secretary</b>					
Motor Car	20,702,466	7,567,441	7,838,735	-	20,431,172
Motor Cycle	1,064,433	293,600	357,206	-	1,000,827
Personal Account	-	162,765	4,000	-	158,765
Ad-hoc Allowance to Fishermen	864,000	-	-	864,000	-
Motor Car-Competent Authority	973,569	1,897,000	477,838	-	2,392,731
<b>2. Shipping Division- Sea Training School</b>					
Motor Car	3,082,208	-	985,248	-	2,096,960
<b>TOTAL-MINISTRY OF OCEAN ECONOMY, MARINE RESOURCES, FISHERIES, SHIPPING AND OUTER ISLANDS</b>	<b>26,686,676</b>	<b>9,920,806</b>	<b>9,663,027</b>	<b>864,000</b>	<b>26,080,455</b>

## STATEMENT G

## Detailed Statement of Advances as at 30 June 2016

	Balance 30-Jun-15 Rs	New Advances/ Transfer in during the Year Rs	Advances Repaid /Transfer Out during the Year Rs	Amount Written-Off Rs	Balance 30-Jun-16 Rs
<b>MINISTRY OF ENVIRONMENT, SUSTAINABLE DEVELOPMENT, AND DISASTER AND BEACH MANAGEMENT</b>					
<b>1. The Permanent Secretary</b>					
Motor Car	14,673,094	5,060,917	5,156,757	-	14,577,254
Motor-Car (Beach Management)	2,073,128	-	449,982	-	1,623,146
<b>TOTAL-MINISTRY OF ENVIRONMENT, SUSTAINABLE DEVELOPMENT, AND DISASTER AND BEACH MANAGEMENT</b>	<b>16,746,222</b>	<b>5,060,917</b>	<b>5,606,739</b>	<b>-</b>	<b>16,200,400</b>
<b>MINISTRY OF CIVIL SERVICE AND ADMINISTRATIVE REFORMS</b>					
<b>1. The Senior Chief Executive</b>					
Sundries	24,495	-	-	-	24,495
Motor Car	51,154,260	20,578,440	18,607,305	-	53,125,395
<b>TOTAL-MINISTRY OF CIVIL SERVICE AND ADMINISTRATIVE REFORMS</b>	<b>51,178,755</b>	<b>20,578,440</b>	<b>18,607,305</b>	<b>-</b>	<b>53,149,890</b>
<b>MINISTRY OF LABOUR, INDUSTRIAL RELATIONS, EMPLOYMENT AND TRAINING</b>					
<b>1. The Permanent Secretary</b>					
Dishonoured Cheques	3,425	15,875	15,600	-	3,700
Motor Car	18,200,984	8,416,325	6,691,731	-	19,925,578
Motor Cycle	105,890	-	26,585	-	79,305
<b>2. Employment Division</b>					
Motor Car	3,624,755	1,546,667	1,573,230	-	3,598,192
<b>TOTAL-MINISTRY OF LABOUR, INDUSTRIAL RELATIONS, EMPLOYMENT AND TRAINING</b>	<b>21,935,054</b>	<b>9,978,867</b>	<b>8,307,146</b>	<b>-</b>	<b>23,606,775</b>
<b>TOTAL MINISTRIES/DEPARTMENTS</b>	<b>2,813,306,649</b>	<b>2,744,752,035</b>	<b>2,519,004,930</b>	<b>2,866,355</b>	<b>3,036,187,399</b>



**C. ROMOOAH**  
Accountant-General

24 October 2016

## STATEMENT H

## Statement of Special Funds deposited with the Accountant-General as at 30 June 2016

Description	Balance 1 July 2015 Rs	Receipts Rs	Payments Rs	Balance at 30 June 2016 Rs	Represented by	
					Fixed Deposits Rs	Bank Balance Rs
Build Mauritius Fund	4,133,921,095	26,218,396,416	25,623,496,445	4,728,821,066	-	4,728,821,066
Curatelle Fund	18,601,490	6,151,989	1,698,481	23,054,998	-	23,054,998
Food Security Fund	2,731,503	28,255,565	30,987,069	-	-	-
Local Development Fund	101,693,554	418,015	102,111,569	-	-	-
Maurice Ile Durable Fund	11,560,995	432,977	11,993,973	-	-	-
Morris Legacy Fund	7,255,170	405,137	-	7,660,307	6,000,000	1,660,307
National Habitat Fund	464,654,173	1,522,699	466,176,872	-	-	-
National Resilience Fund	2,734,296,350	997,348,866	1,397,476,262	2,334,168,954	-	2,334,168,954
Prime Minister's Cyclone Relief Fund	6,092,049	-	-	6,092,049	-	6,092,049
<b>TOTAL</b>	<b>7,480,806,379</b>	<b>27,252,931,664</b>	<b>27,633,940,670</b>	<b>7,099,797,374</b>	<b>6,000,000</b>	<b>7,093,797,374</b>

16 September 2016



**C. ROMOOAH**  
Accountant-General



## STATEMENT I

## Detailed Statement of Deposits as at 30 June 2016

Description	Balance 30-Jun-16 Rs	Balance 30-Jun-15 Rs
<b>OFFICES</b>		
<b>1. The Secretary to the President</b>		
Sundries	46,693	6,493
<b>2. The Clerk, National Assembly</b>		
Sundries	480,462	207,995
<b>3. The Electoral Commissioner</b>		
Sundries	328,441	415,027
<b>4. The Judge in Bankruptcy and Master and Registrar</b>		
Sundries	529,877	200,685
Suitors Monies	235,047,870	247,347,610
Council of Legal Education	2,304,000	1,189,500
Bankruptcy	6,084,327	6,084,327
Municipal Fines	1,994,104	1,985,479
e-Judiciary	446,352	379,231
Sale by Levy	162,553,256	168,161,841
3rd FOCAC Legal Forum	350,949	350,949
AIF-Data Collection Project	163,366	147,514
<b>5. The Secretary, Public and Disciplined Forces Service Commissions</b>		
Sundries	60,669	9,793
Recovery of Asset	9,315	9,315
<b>6. Public Bodies Appeal Tribunal</b>		
Sundries	18,966	7,975
<b>7. The Secretary, Office of Ombudsperson</b>		
Sundries	10,444	4,298
<b>8. The Director of Audit</b>		
Sundries	93,806	57,600
<b>9. The President, Employment Relations Tribunal</b>		
Sundries	16,264	4,797
<b>10. The Secretary, Local Government Service Commission</b>		
Sundries	18,096	1,822
<b>11. The Secretary, Ombudsperson for Children's Office</b>		
Sundries	6,662	1,541
<b>TOTAL - OFFICES</b>	<b>410,563,919</b>	<b>426,573,792</b>

## STATEMENT I

## Detailed Statement of Deposits as at 30 June 2016

Description	Balance 30-Jun-16 Rs	Balance 30-Jun-15 Rs
<b>PRIME MINISTER'S OFFICE</b>		
<b>1. The Secretary to Cabinet and Head of Civil Service</b>		
Sundries	71,665	30,864
<b>2. The Permanent Secretary, PMO, Private Office and Ceremonials</b>		
Sundries	30,191	8,866
<b>3. The Secretary for Home Affairs, Defence and Home Affairs</b>		
Sundries	2,407,027	174,846
<b>4. National Aids Secretariat</b>		
Sundries	130	130
World Aids Day	713,252	713,252
Global Fund	17,871,328	13,911,655
<b>5. Continental Shelf and Maritime Zones Administration and Exploration</b>		
Sundries	32,921	-
<b>6. Public Sector Governance Division</b>		
Sundries	4,504	4,504
<b>7. Equal Opportunities Commission</b>		
Sundries	1,598	100
<b>8. The Secretary for Home Affairs, Government Information Service</b>		
Sundries	6,416	911
<b>9. The Director, Forensic Science Laboratory</b>		
Sundries	10,005	4,298
<b>10. The Director, Pay Research Bureau</b>		
Sundries	16,628	8,478
<b>11. The Registrar of Civil Status</b>		
Sundries	203,114	88,128
Foreign	187,347	160,041
<b>12. Rodrigues Division</b>		
Sundries	25,057	10,661
<b>13. National Development Unit</b>		
Sundries	681,802	494,555
Special Projects	-	345,773
<b>14. The Commissioner of Police</b>		
Sundries	4,449,621	3,916,858
Dependents of Work Permit Holders	40,000	40,000
Passport Sureties	-	582,100

## STATEMENT I

## Detailed Statement of Deposits as at 30 June 2016

Description	Balance 30-Jun-16 Rs	Balance 30-Jun-15 Rs
<b>PRIME MINISTER'S OFFICE-continued</b>		
<b>15. Government Printing</b>		
Sundries	859,678	40,162
Postage Fees	580,103	660,474
<b>16. The Director, Meteorological Services</b>		
Sundries	251,916	92,868
UNEP/GEF Project Enabling Activities	-	19,664
National Oceanographic Data Centre (NODC)	237,451	237,452
UNFCC Second National Communication Project	-	98,139
IPCC Meeting at Swami Vivekananda Convention	-	382
Second National Communication Under UNFCCC	113,370	113,370
UNEP- Project Clearing House Mechanism	-	345,257
<b>17. The Commissioner of Prisons</b>		
Sundries	2,985,118	1,636,251
Detainees Private Cash/Earnings	123,552	1,308,371
<b>TOTAL - PRIME MINISTER'S OFFICE</b>	<b>31,903,794</b>	<b>25,048,410</b>
<b>DEPUTY PRIME MINISTER'S OFFICE, MINISTRY OF TOURISM AND EXTERNAL COMMUNICATION</b>		
<b>1. The Permanent Secretary</b>		
Sundries	29,329	4,417
Special Projects	2,525,161	2,988,479
<b>2. The Director of Civil Aviation</b>		
Sundries	19,953	2,658
<b>3. External Communication</b>		
Sundries	5,204	-
<b>TOTAL-DEPUTY PRIME MINISTER'S OFFICE, MINISTRY OF TOURISM AND EXTERNAL COMMUNICATION</b>	<b>2,579,647</b>	<b>2,995,554</b>
<b>VICE-PRIME MINISTER'S OFFICE, MINISTRY OF HOUSING AND LANDS</b>		
<b>1. The Senior Chief Executive</b>		
Sundries	16,584,892	52,507,400
Sundries	593,808	54,401
<b>TOTAL-VICE-PRIME MINISTER'S OFFICE, MINISTRY OF HOUSING AND LANDS</b>	<b>17,178,700</b>	<b>52,561,801</b>

## STATEMENT I

## Detailed Statement of Deposits as at 30 June 2016

Description	Balance 30-Jun-16 Rs	Balance 30-Jun-15 Rs
<b>VICE-PRIME MINISTER'S OFFICE, MINISTRY OF ENERGY AND PUBLIC UTILITIES</b>		
<b>1. The Permanent Secretary</b>		
Sundries	34,514	429,634
Projects Financed by UNOP	6,205,809	3,263,188
Overhaul of Water Distribution System (Construction of Bagatelle Dam)	1,512,354	1,635,999
Energy Efficiency Project	4,786	214,136
Radiation Protection Services	134,000	14,000
<b>2. Water Resources Unit</b>		
Sundries	15,705	146,808
<b>TOTAL-VICE PRIME MINISTER'S OFFICE, MINISTRY OF ENERGY AND PUBLIC UTILITIES</b>	<b>7,907,168</b>	<b>5,703,765</b>
<b>MINISTRY OF FINANCE AND ECONOMIC DEVELOPMENT</b>		
<b>1. The Financial Secretary</b>		
Sundries	270,737	107,477
Independent Review Panel	2,622,678	2,835,178
Recovery of Asset	11,106	11,106
UNEP Trust Fund for Sustain	308,855	308,855
MOF Global Environment Facility/Procurement Policy & Advisory Services	127,250	401,774
PAN Commonwealth CPNN Conference	-	848
<b>2. Economic Development Division</b>		
Sundries	-	15,604
<b>3. The Secretary, Central Procurement Board</b>		
Sundries	32,439	16,333
<b>4. The Accountant General</b>		
Sundries	98,444	2,040,742
Pension - Sundries	6,900	59,750
Pensions - Mutual Aid	20	246,166
Recruitment of Workers	2,840,000	2,720,000
Prime Minister's International Relief Fund	111,883	111,883
Passenger Solidarity Fee	112,269,904	51,742,600
Glissement Terrain - La Butte	5,244,971	5,244,971
PM Cyclone Relief Fund for Rodrigues	1,344,724	1,344,724
Food Aid - Australia	64,961,354	69,689,731
Price Equalisation A/c - Cement	88,105,900	42,453,422

## STATEMENT I

## Detailed Statement of Deposits as at 30 June 2016

Description	Balance 30-Jun-16 Rs	Balance 30-Jun-15 Rs
<b>MINISTRY OF FINANCE AND ECONOMIC DEVELOPMENT-continued</b>		
<b>4. The Accountant General-contd.</b>		
Bus Companies Recovery A/c	563,088,971	540,334,805
Prime Minister's Solidarity Fund Nepal	-	1,072,620
Rodrigues Regional Assembly-Deposit	436,864	-
Treasury-Bank Balance	35,843,407	-
<b>5. The Director, Statistics Mauritius</b>		
Sundries	318,534	297,032
International Comparison Program - ICP Africa	111,392	111,392
Special Projects	8,847,751	13,683,340
<b>6. The Director, Valuation and Real Estate Consultancy Services</b>		
Sundries	195,081	148,648
<b>7. The Registrar of Companies</b>		
Sundries	64,782	34,483
On-Line Services Fees	49,109	53,935
Registration & other fees (Foreign)	12,126,579	9,592,127
Miscellaneous fees	8,182,105	6,571,480
<b>The Registrar General</b>		
Sundries	16,075	8,031
<b>TOTAL MINISTRY OF FINANCE AND ECONOMIC DEVELOPMENT</b>	<b>907,637,815</b>	<b>751,259,057</b>
<b>MINISTRY OF TECHNOLOGY, COMMUNICATION AND INNOVATION</b>		
<b>1. The Permanent Secretary</b>		
Sundries	3,118,444	3,040,227
<b>2. Director, Central Informatics Bureau</b>		
Sundries	238,536	96,924
<b>3. The Manager, Central Information Systems Division</b>		
Sundries	55,876	6,901
<b>TOTAL - MINISTRY OF TECHNOLOGY, COMMUNICATION AND INNOVATION</b>	<b>3,412,856</b>	<b>3,144,052</b>
<b>MINISTRY OF YOUTH AND SPORTS</b>		
<b>1. The Permanent Secretary</b>		
Sundries	3,764	42,343
Overtime	64,829	895,568
Special Projects	2,391,223	3,058,664
Youth Division - Sundries	27,311	5,211

## STATEMENT I

## Detailed Statement of Deposits as at 30 June 2016

Description	Balance 30-Jun-16 Rs	Balance 30-Jun-15 Rs
<b>MINISTRY OF YOUTH AND SPORTS-continued</b>		
<b>1. The Permanent Secretary-contd.</b>		
External Funding	88,490	897,162
Youth Divison-Deposit Fee	11,000	-
<b>TOTAL - MINISTRY OF YOUTH AND SPORTS</b>	<b>2,586,617</b>	<b>4,898,948</b>
<b>MINISTRY OF PUBLIC INFRASTRUCTURE AND LAND TRANSPORT</b>		
<b>1. The Permanent Secretary</b>		
Sundries	828,011	401,432
Minor works	440,620	442,120
<b>2. Land Transport and Shipping Division</b>		
Sundries	1,748,633	1,657,749
Land Transport, Shipping & Public Safety Appeal Fee	888,100	947,100
MLRT Project	554	-
<b>3. Energy services Division</b>		
Sundries	6,584	6,584
<b>4. The Road Transport Commissioner, National Transport Authority</b>		
Sundries	210,240	88,615
Untraced Money Order	33,200	33,200
<b>TOTAL - MINISTRY OF PUBLIC INFRASTRUCTURE AND LAND TRANSPORT</b>	<b>4,155,942</b>	<b>3,576,800</b>
<b>MINISTRY OF EDUCATION AND HUMAN RESOURCES, TERTIARY EDUCATION AND SCIENTIFIC RESEARCH</b>		
<b>1. The Senior Chief Executive</b>		
Sundries	482,320	464,440
Special Projects	14,430,249	13,831,623
Projects	-	2,370,715
<b>2. The Permanent Secretary</b>		
Sundries	499	499
Analysing the Innovative System (ANIS)	3,430	3,430
<b>3. Zone 1 - Port-Louis and the North</b>		
Sundries	2,092,805	1,199,189
<b>4. Zone 2 - Beau Bassin/Rose Hill and the East</b>		
Sundries	922,527	460,461

## STATEMENT I

## Detailed Statement of Deposits as at 30 June 2016

Description	Balance 30-Jun-16 Rs	Balance 30-Jun-15 Rs
<b>MINISTRY OF EDUCATION AND HUMAN RESOURCES, TERTIARY EDUCATION AND SCIENTIFIC RESEARCH -continued</b>		
<b>5. Zone 3 - Curepipe and The South</b>		
Sundries	927,298	515,218
<b>6. Zone 4 - Vacoas/Phoenix and the West</b>		
Sundries	809,200	437,725
<b>TOTAL - MINISTRY OF EDUCATION AND HUMAN RESOURCES, TERTIARY EDUCATION AND SCIENTIFIC RESEARCH</b>	<b>19,668,328</b>	<b>19,283,300</b>
<b>MINISTRY OF HEALTH AND QUALITY OF LIFE</b>		
<b>1. The Senior Chief Executive</b>		
Sundries	5,227,465	2,266,545
Funds	2,209,034	1,881,559
Security Deposits	66,850	422,805
Drugs & Other payments - RRA	825,411	100,936
<b>2. The Regional Health Director- Jeetoo Hospital</b>		
Sundries	3,332,814	2,498,446
<b>3. The Regional Health Director - SSRN Hospital</b>		
Sundries	1,834,665	959,643
<b>4. The Regional Health Director - Flacq Hospital</b>		
Sundries	871,536	242,185
<b>5. The Regional Health Director - J.Nehru Hospital</b>		
Sundries	1,193,458	375,163
<b>6. The Regional Health Director - Victoria Hospital</b>		
Sundries	2,588,064	1,062,074
<b>TOTAL - MINISTRY OF HEALTH AND QUALITY OF LIFE</b>	<b>18,149,297</b>	<b>9,809,356</b>
<b>MINISTRY OF LOCAL GOVERNMENT</b>		
<b>1. The Permanent Secretary</b>		
Sundries	49,989	23,996
<b>2. Local Government Staff Unit</b>		
Sundries	247,189	251,319
<b>3 The Chief Fire Officer, Fire Services</b>		
Sundries	236,499	38,506
<b>TOTAL - MINISTRY OF LOCAL GOVERNMENT</b>	<b>533,677</b>	<b>313,821</b>

## STATEMENT I

## Detailed Statement of Deposits as at 30 June 2016

Description	Balance 30-Jun-16 Rs	Balance 30-Jun-15 Rs
<b>MINISTRY OF SOCIAL INTEGRATION AND ECONOMIC EMPOWERMENT</b>		
<b>1. The Permanent Secretary</b>		
Sundries	10,955	3,144
<b>TOTAL-MINISTRY OF SOCIAL INTEGRATION AND ECONOMIC EMPOWERMENT</b>	<b>10,955</b>	<b>3,144</b>
<b>MINISTRY OF FOREIGN AFFAIRS, REGIONAL INTEGRATION AND INTERNATIONAL TRADE</b>		
<b>1. The Secretary for Foreign Affairs</b>		
Sundries	99,246	118,709
Mauritius High Commission - London - Pension	699,869	684,274
Mauritius Embassy-Cairo - Sundries	1,052,240	786,542
Travel Documents and Others	4,689,914	3,593,832
Mauritius High Commission - Canberra - Pension	120,701	176,718
Mauritius High Commission-Paris-Pension	1	-
<b>2. International Trade Division</b>		
Sundries	58,799	37,321
<b>3. Regional Cooperation</b>		
Sundries	114,433	63,520
<b>TOTAL-MINISTRY OF FOREIGN AFFAIRS, REGIONAL INTEGRATION AND INTERNATIONAL TRADE</b>	<b>6,835,203</b>	<b>5,460,916</b>
<b>ATTORNEY GENERAL'S OFFICE</b>		
<b>1. The Chief Legal Secretary</b>		
Sundries	358,527	130,628
Curatelle Fund	900,817	692,697
<b>2. The Chief Legal Secretary</b>		
<b>Office of the Director of Public Prosecutions</b>		
Sundries	221,406	97,699
<b>TOTAL - ATTORNEY GENERAL'S OFFICE</b>	<b>1,480,750</b>	<b>921,024</b>
<b>MINISTRY OF AGRO-INDUSTRY AND FOOD SECURITY</b>		
<b>1. The Permanent Secretary</b>		
International Atomic Energy Agency	58,288	235,521
<b>2. Agriculture Division</b>		
Sundries	793,089	466,835



## STATEMENT I

## Detailed Statement of Deposits as at 30 June 2016

Description	Balance 30-Jun-16 Rs	Balance 30-Jun-15 Rs
<b>MINISTRY OF AGRO-INDUSTRY AND FOOD SECURITY-continued</b>		
<b>2. Agriculture Division-contd.</b>		
Special Projects	295,278	61,765
AU/IBAR Veterinary Governance in Africa	1,405,561	1,362,243
Protected Area Network (PAN) Project	2,191,513	5,741,611
World Food Day	-	45,165
Implementation of EIP II Project	-	747,929
MID Fund-Saving Endangered Species-Offshore Islets	3,361,679	3,410,683
MID Fund-Conservation Management Areas	7,989,012	8,000,000
Bee Management Project	33,221	-
Alternative Livelihoods Bee Sector	507,635	-
SSR Botanical Garden- Sundries	170,753	-
<b>3. Forests Division</b>		
Capacity Building Sustainable Land Management	90,266	188,826
<b>TOTAL - MINISTRY OF AGRO-INDUSTRY AND FOOD SECURITY</b>	<b>16,896,295</b>	<b>20,260,578</b>
<b>MINISTRY OF ARTS AND CULTURE</b>		
<b>1. The Permanent Secretary</b>		
Sundries	133,417	30,901
Special Culture Programs	88,527	82,056
External Funding	1,010,122	62,725
Overtime Expenses	687,190	202,482
Special Projects	300,278	300,278
Mega Show	340,801	395,097
<b>2. National Archives</b>		
Sundries	19,010	49,359
<b>TOTAL - MINISTRY OF ARTS AND CULTURE</b>	<b>2,579,345</b>	<b>1,122,898</b>
<b>MINISTRY OF INDUSTRY, COMMERCE AND CONSUMER PROTECTION</b>		
<b>1. The Permanent Secretary</b>		
Sundries	80,694	12,603
Special Deposits	-	305,286
<b>2. Commerce and Consumer Protection Division</b>		
Sundries	85,339	20,970
<b>TOTAL - MINISTRY OF INDUSTRY, COMMERCE AND CONSUMER PROTECTION</b>	<b>166,033</b>	<b>338,859</b>

## STATEMENT I

## Detailed Statement of Deposits as at 30 June 2016

Description	Balance 30-Jun-16 Rs	Balance 30-Jun-15 Rs
<b>MINISTRY OF GENDER EQUALITY, CHILD DEVELOPMENT AND FAMILY WELFARE</b>		
<b>1. The Permanent Secretary</b>		
Sundries	625,906	282,526
UNDP	54,270	825,000
Special Projects	216,311	216,311
<b>TOTAL - MINISTRY OF GENDER EQUALITY, CHILD DEVELOPMENT AND FAMILY WELFARE</b>	<b>896,487</b>	<b>1,323,837</b>
<b>MINISTRY OF FINANCIAL SERVICES, GOOD GOVERNANCE AND INSTITUTIONAL REFORMS</b>		
<b>1. The Permanent Secretary</b>		
Sundries	22,273	32,457
<b>TOTAL-MINISTRY OF FINANCIAL SERVICES, GOOD GOVERNANCE AND INSTITUTIONAL REFORMS</b>	<b>22,273</b>	<b>32,457</b>
<b>MINISTRY OF BUSINESS, ENTERPRISE AND COOPERATIVES</b>		
<b>1. The Permanent Secretary</b>		
Sundries	19,286	12,561
<b>2. Cooperatives Division</b>		
Sundries	294,263	256,864
Universal ICT Education Programme	-	-
<b>TOTAL - MINISTRY OF BUSINESS, ENTERPRISE AND COOPERATIVES</b>	<b>313,549</b>	<b>269,425</b>
<b>MINISTRY OF SOCIAL SECURITY, NATIONAL SOLIDARITY AND REFORM INSTITUTIONS</b>		
<b>1. The Permanent Secretary</b>		
Sundries	26,440,366	26,285,128
Bid Bond	55,957	55,958
Recreation Centre for the Elderly - Pte aux Sables	2,336,435	2,680,527
<b>2. National Pension Division</b>		
Sundries	74,546	13,383
National Pension Scheme ( Rodrigues )	153,402	346,137
National Pension Fund	30,895	83,822
NPF A/C - National Pensions	81,357	634,365
<b>3. Reform Institutions Division</b>		
Special Projects	7,285	22,285
<b>TOTAL - MINISTRY OF SOCIAL SECURITY, NATIONAL SOLIDARITY AND REFORM INSTITUTIONS</b>	<b>29,180,243</b>	<b>30,121,605</b>

## STATEMENT I

## Detailed Statement of Deposits as at 30 June 2016

Description	Balance 30-Jun-16 Rs	Balance 30-Jun-15 Rs
<b>MINISTRY OF OCEAN ECONOMY, MARINE RESOURCES, FISHERIES, SHIPPING AND OUTER ISLANDS</b>		
<b>1. The Permanent Secretary, Fisheries Division</b>		
Sundries	4,545,603	4,394,358
Scientific & Technical Programme	94,703	94,703
Foreign Fishing Licence Fees	7,836,600	5,075,541
Bank Fishing A/C	14,267,053	10,817,151
<b>2. Shipping Division</b>		
Shipping and Mauritius Maritime Terminal	79,926	67,943
<b>TOTAL-MINISTRY OF OCEAN ECONOMY, MARINE RESOURCES, FISHERIES, SHIPPING AND OUTER ISLANDS</b>	<b>26,823,885</b>	<b>20,449,696</b>
<b>MINISTRY OF ENVIRONMENT, SUSTAINABLE DEVELOPMENT AND DISASTER AND BEACH MANAGEMENT</b>		
<b>1. The Permanent Secretary</b>		
Sundries	12,081,478	12,494,362
HCFC Phase-out Management Plan	63,610	21,830
International Organisations	13,823,317	11,971,812
<b>TOTAL - MINISTRY OF ENVIRONMENT, SUSTAINABLE DEVELOPMENT AND DISASTER AND BEACH MANAGEMENT</b>	<b>25,968,405</b>	<b>24,488,004</b>
<b>MINISTRY OF CIVIL SERVICE AND ADMINISTRATIVE REFORMS</b>		
<b>1. The Senior Chief Executive</b>		
Sundries	794,295	299,514
<b>TOTAL-MINISTRY OF CIVIL SERVICE AND ADMINISTRATIVE REFORMS</b>	<b>794,295</b>	<b>299,514</b>
<b>MINISTRY OF LABOUR , INDUSTRIAL RELATIONS AND EMPLOYMENT</b>		
<b>1. The Permanent Secretary</b>		
Sundries	750,568	806,059
<b>2. Registry of Association</b>		
Sundries	11,969,336	8,591,992
<b>3. Employment Division</b>		
Sundries	49,243	16,385

## STATEMENT I

## Detailed Statement of Deposits as at 30 June 2016

Description	Balance 30-Jun-16 Rs	Balance 30-Jun-15 Rs
<b>MINISTRY OF LABOUR , INDUSTRIAL RELATIONS AND EMPLOYMENT-continued</b>		
<b>3. Employment Division-contd.</b>		
Security Deposits(Work Permits) & Youth Employment Programme	34,070,611	38,793,608
<b>TOTAL - MINISTRY OF LABOUR , INDUSTRIAL RELATIONS AND AND EMPLOYMENT</b>	<b>46,839,758</b>	<b>48,208,044</b>
<b>TOTAL DEPOSITS AS AT 30 JUNE 2016 &amp; 30 JUNE 2015</b>	<b>1,585,085,236</b>	<b>1,458,468,657</b>



**C. ROMOOAH**  
Accountant-General


25 October 2016

## STATEMENT J

## Statement of Public Sector Debt as at 30 June 2016

Particulars	Amount Outstanding Rs
<b>Government Debt (Annex 1)</b>	<b>251,259,918,352</b>
Domestic Government Debt	197,797,100,000
External Government Debt	53,462,818,352
<b>Agencies-Extra Budgetary Units (Annex 2)</b>	<b>138,660,675</b>
Domestic-Guaranteed	23,851,050
External-Guaranteed	114,809,625
<b>Central Government Debt</b>	<b>251,398,579,027</b>
<b>General Government Debt</b>	<b>251,398,579,027</b>
<b>Public Enterprise Debt (Annex 2)</b>	<b>22,996,450,219</b>
Domestic-Guaranteed	5,065,131,088
Domestic-Non-Guaranteed	5,614,318,153
External-Guaranteed	11,017,107,763
External-Non-Guaranteed	1,299,893,215
<b>Total Domestic Public Sector Debt</b>	<b>208,500,400,291</b>
<b>Total External Public Sector Debt</b>	<b>65,894,628,955</b>
<b>Total Public Sector Debt</b>	<b>274,395,029,246</b>

11 October 2016



**C. ROMOOAH**  
Accountant-General

## STATEMENT J (Annex 1)

## Statement of Domestic Public Debt as at 30 June 2016

Designation of Debt	Maturity Date	% Rate of Interest p.a	Amount Outstanding Rs
<b>A. INTERNAL DEBT</b>			
<b>Borrowing requirements</b>			
<b>1. Government of Mauritius Treasury Bills</b>			
91-Day			1,100,300,000
182-Day			5,670,400,000
364-Day			16,211,200,000
<b>Total Government of Mauritius Treasury Bills</b>			<b>22,981,900,000</b>
<b>2. Government of Mauritius Treasury Notes</b>			
Three-Year			49,124,000,000
<b>Total Government of Mauritius Treasury Notes</b>			<b>49,124,000,000</b>
<b>3. Government of Mauritius Bonds</b>			
Five-Year Bonds	19.08.2016	6.75	4,722,400,000
	20.04.2017	6.00	4,810,000,000
	26.10.2017	5.70	2,365,000,000
	22.02.2018	4.30	4,825,000,000
	18.10.2018	4.30	4,000,000,000
	25.04.2019	5.20	6,120,000,000
	14.11.2019	3.95	6,400,000,000
	04.06.2020	4.45	4,334,000,000
	04.12.2020	4.85	4,299,000,000
	20.05.2021	4.10	1,400,000,000
			<b>43,275,400,000</b>
Seven-Year Bonds	25.09.2016	7.50	345,700,000
	04.12.2016	7.50	438,600,000
			<b>784,300,000</b>
Ten-Year Bonds	09.07.2020	8.75	3,555,500,000
	16.09.2021	8.00	2,624,600,000
	29.06.2022	7.75	1,451,000,000
	21.09.2022	7.35	995,000,000
	16.11.2022	7.00	1,000,000,000
	19.07.2023	6.24	1,200,000,000
	13.09.2023	6.10	1,195,000,000
	29.11.2023	6.25	918,100,000

## STATEMENT J (Annex 1)

## Statement of Domestic Public Debt as at 30 June 2016

Designation of Debt	Maturity Date	% Rate of Interest p.a	Amount Outstanding Rs
<b>A. INTERNAL DEBT</b>			
<b>Borrowing requirements - continued</b>			
Ten-Year Bonds- continued	24.01.2024	6.80	1,400,000,000
	30.05.2024	6.75	1,800,000,000
	19.09.2024	5.90	2,182,500,000
	06.02.2025	5.96	1,400,000,000
	15.05.2025	5.87	2,500,000,000
	11.09.2025	5.95	1,600,000,000
	05.02.2026	4.85	1,500,000,000
	13.05.2026	5.46	1,500,000,000
			<b>26,821,700,000</b>
Thirteen-Year Bonds	22.09.2019	9.50	184,500,000
	24.11.2019	12.00	262,800,000
	25.05.2020	11.50	280,300,000
	14.09.2020	10.75	348,900,000
	25.01.2021	10.75	185,700,000
	14.03.2021	10.15	252,500,000
	26.09.2021	10.15	299,500,000
	28.11.2021	9.65	391,700,000
	22.05.2022	7.65	159,800,000
	25.09.2022	7.65	340,300,000
	04.12.2022	7.65	296,100,000
			<b>3,002,100,000</b>
Fifteen-Year Bonds	20.08.2025	9.25	4,440,800,000
	20.01.2027	9.25	1,707,000,000
	03.08.2027	8.29	2,094,200,000
	09.11.2027	2.85	795,700,000
	25.01.2028	7.40	1,395,500,000
	27.09.2028	6.75	1,207,500,000
	07.03.2029	6.95	1,399,500,000
	31.10.2029	6.90	2,003,000,000
	20.03.2030	6.23	1,500,000,000
	12.06.2030	6.50	1,800,000,000
	17.07.2030	6.55	1,500,000,000
	13.11.2030	6.50	1,500,000,000
	10.06.2031	6.20	1,494,900,000

## STATEMENT J (Annex 1)

## Statement of Domestic Public Debt as at 30 June 2016

Designation of Debt	Maturity Date	% Rate of Interest p.a	Amount Outstanding Rs
<b>A. INTERNAL DEBT</b>			
<b>Borrowing requirements - continued</b>			
Fifteen-Year Inflation Indexed Bonds	15.12.2025	Inflation Indexed	621,100,000
	9.12.2026	„	999,000,000
	17.05.2028	„	999,700,000
	04.07.2029	„	1,000,000,000
	22.05.2030	„	1,200,000,000
	11.03.2031	„	1,500,000,000
			<b>6,319,800,000</b>
Twenty-Year Bonds	22.09.2026	9.75	227,100,000
	24.11.2026	12.25	228,800,000
	25.05.2027	11.75	327,900,000
	14.09.2027	10.90	191,000,000
	25.01.2028	10.90	293,700,000
	14.03.2028	10.30	353,500,000
	26.09.2028	10.30	411,300,000
	28.11.2028	9.80	409,000,000
	22.05.2028	7.80	167,300,000
	25.09.2029	7.80	314,000,000
	04.12.2029	7.80	265,300,000
	15.01.2036	7.00	1,500,000,000
	15.04.2036	6.95	1,500,000,000
			<b>6,188,900,000</b>
<b>Total Government of Mauritius Bonds</b>			<b>109,230,300,000</b>
<b>4. Mauritius Development Loan Stocks</b>	16.09.2016	8.75	283,100,000
	16.12.2016	8.75	264,900,000
	15.01.2017	10.25	31,000,000
	19.05.2018	9.25	200,100,000
	19.05.2018	8.00	168,400,000
	16.09.2018	9.00	299,100,000
	21.11.2018	8.75	496,300,000
	16.12.2018	9.00	409,400,000
	19.03.2019	8.75	405,300,000
	24.12.2019	9.00	580,600,000
	14.01.2020	9.00	517,900,000
<b>Total Mauritius Development Loan Stocks</b>			<b>3,656,100,000</b>



## STATEMENT J (Annex 1)

## Statement of Domestic Public Debt as at 30 June 2016

Designation of Debt	Maturity Date	% Rate of Interest p.a	Amount Outstanding Rs
<b>A. INTERNAL DEBT</b>			
Borrowing requirements - continued			
<b>Total Internal Debt (Borrowing requirements)</b>			<b>184,992,300,000</b>
<b>B. INTERNAL DEBT</b>			
Mopping up excess liquidity			
<b>1. Three Year Government of Mauritius Savings Notes</b>			<b>605,550,000</b>
<b>2. Five Year Government of Mauritius Savings Bonds</b>			<b>901,650,000</b>
<b>Total Internal Debt (Mopping up excess liquidity)</b>			<b>1,507,200,000</b>
<b>C. INTERNAL DEBT</b>			
Liquidity Management			
<b>1. Government of Mauritius Treasury Bills</b>			
91-Day			5,240,900,000
182-Day			4,591,900,000
364-Day			1,464,800,000
<b>Total Government of Mauritius Treasury Bills</b>			<b>11,297,600,000</b>
<b>TOTAL DOMESTIC PUBLIC DEBT</b>			<b>197,797,100,000</b>

Note: The outstanding amount stated above are at nominal amount

## STATEMENT J (Annex 1)

## Statement of Domestic Public Debt as at 30 June 2016

Designation of Debt	Maturity Date	% Rate of Interest p.a	Amount Outstanding Rs
<b>B. EXTERNAL DEBT</b>			
<b>Borrowing requirements</b>			
<b>1. Government of Mauritius Treasury Bills</b>			
364-Day	08.07.2016		24,500,000
	09.12.2016		103,300,000
<b>Total Government of Mauritius Treasury Bills (Nominal Amount)</b>			<b>127,800,000</b>
<b>2. Government of Mauritius Treasury Notes</b>			
3- Year	05.12.2017	3.1	3,500,000
	21.08.2018	3.72	3,500,000
<b>Total Government of Mauritius Treasury Notes (Nominal Amount)</b>			<b>7,000,000</b>
<b>3. Government of Mauritius Bonds</b>			
Five-Year Bonds	20.04.2017	6	12,000,000
	04.06.2020	4.45	20,000,000
	04.12.2020	4.85	1,000,000
			<b>33,000,000</b>
Ten-Year Bonds	09.07.2020	8.75	6,000,000
	16.09.2021	8	4,000,000
			<b>10,000,000</b>
Fifteen-Year Bonds	20.01.2027	9.25	2,000,000
	27.09.2028	6.75	1,000,000
	07.03.2029	6.95	500,000
	10.06.2031	6.2	5,100,000
			<b>8,600,000</b>
Fifteen-Year Inflation Indexed Bonds	09.12.2026	Inflation Indexed	1,000,000
	17.05.2028	„	300,000
			<b>1,300,000</b>
<b>Total Government of Mauritius Bonds</b>			<b>52,900,000</b>
<b>Total External Debt ( Borrowing requirements)</b>			<b>187,700,000</b>
<b>C. EXTERNAL DEBT</b>			
<b>External Loans</b>			
			53,275,118,352
<b>TOTAL EXTERNAL DEBT</b>			<b>53,462,818,352</b>

Note: The outstanding amount stated above are at nominal amount

## STATEMENT J (Annex 1)

## Statement of External Debt Outstanding as at 30 June 2016

	% Rate of Interest p.a	Amount Outstanding	
		Foreign Currency	Rupee Equivalent
<b>A. EXTERNAL LOANS</b>			
<b><u>1. Loans in U.S. Dollar</u></b>		<b>U.S. Dollar</b>	
<b>Loans from International Bank for Reconstruction and Development (I.B.R.D.)</b>			
1. Financial Sector Supervisory Authority Project	6m Libor based	156,867	
2. Public Expenditure Reform Loan	do	4,000,000	
3. First Trade and Competitiveness Development Policy Loan	do	16,500,000	
4. Second Trade and Competitiveness Development Policy Loan	do	21,000,000	
5. Third trade and Competitiveness Development Policy Loan	do	25,005,000	
6. Economic Transition Technical Assistance Project	do	1,372,713	
7. Fourth trade and Competitiveness Development Policy Loan	do	43,340,000	
8. IBRD Infrastructure Project Loan	do	42,975,807	
9. Manufacturing & Services Development & Compe	do	264,490	
10. Public Sector Performance Development Policy Loan	2.4	20,000,000	
11. 2nd Public Sector Performance Development Policy Loan	3.53	20,000,000	
		<b>194,614,877</b>	<b>6,987,530,345</b>
<b>Loans from International Development Association (I.D.A.)</b>			
1. Tea Development Project	Interest Free	812,574	
2. Industrial Development Project	do	630,396	
3. Coromandel Industrial Estate Project	do	840,000	
4. Rural Development Project	do	840,000	
5. Education Project	do	840,000	
		<b>3,962,970</b>	<b>142,288,051</b>
<b>Loans from Arab Bank for Economic Development in Africa (B.A.D.E.A.)</b>			
1. Pailles Guibies Sewerage Project	3	656,360	
		<b>656,360</b>	<b>23,566,208</b>
<b>Loans from Government of India</b>			
1. Dollar Credit Line Agreement	6m Libor based	32,333,333	
2. Line of Credit USD 46M Defence Equipment & Vehicles	2	20,300,000	
3. Line of Credit USD 18M Waterjet Fast Attack Craft	2	10,800,000	
		<b>63,433,333</b>	<b>2,277,535,774</b>

## STATEMENT J (Annex 1)

## Statement of External Debt Outstanding as at 30 June 2016

	% Rate of Interest p.a	Amount Outstanding	
		Foreign Currency	Rupee Equivalent
<b>A. EXTERNAL LOANS - continued</b>			
<b><u>1. Loans in U.S. Dollar -Contd.</u></b>			
<b>Loans from OPEC Fund for International Development (OFID)</b>			
1. Terre Rouge - Verdun - Ebene Road (Phase II)	6m Libor based	6,994,000	
2. Pailles Guibies Sewerage Project	do	235,795	
		<b>7,229,795</b>	<b>259,581,453</b>
<b>Loans from African Development Bank</b>			
1. Development Budget Support Loan	6m Libor based	18,000,000	
2. Plaines Wilhems Sewerage Project	do	7,942,667	
3. Competitiveness & Public Sector Efficiency Programme	do	324,000,000	
		<b>349,942,667</b>	<b>12,564,481,483</b>
<b>Loans from African Development Fund</b>			
1. Development of Wastewater Facilities in Mauritius and Rodrigues	Interest Free	739,041	
2. Cyclone Rehabilitation Works	do	1,591,813	
		<b>2,330,854</b>	<b>83,687,900</b>
<b>TOTAL LOANS IN U.S. DOLLAR</b>		<b>622,170,856</b>	<b>22,338,671,214</b>
<b><u>2. Loans in Japanese Yen</u></b>			
<b>Loans from Japan Bank for International Cooperation</b>			
1. La Butte Landslide Protection Project	3	234,535,000	
2. Environmental Sanitation and Sewerage Project	1.8	1,837,140,000	
3. Grand Baie Sewerage Project Phase IB	0.6	111,097,646	
		<b>2,182,772,646</b>	<b>763,459,657</b>
<b>TOTAL LOANS IN JAPANESE YEN</b>		<b>2,182,772,646</b>	<b>763,459,657</b>

## STATEMENT J (Annex 1)

## Statement of External Debt Outstanding as at 30 June 2016

	% Rate of Interest p.a	Amount Outstanding	
		Foreign Currency	Rupee Equivalent
<b>A. EXTERNAL LOANS - continued</b>			
<b>3. Loans in EURO</b>		<b>Euro</b>	
<b>Loans from Agence Francaise de Developpement</b>			
1. Budget Support and Public Sector Efficiency Project	4.88	14,400,000	
2. Budget Support Programme	4.435	33,600,000	
3. Terre Rouge Verdun Road Project	3.41	34,000,000	
4. Aide Programme Environnement	6 m Euribor based	88,666,667	
5. Grand Baie Sewerage Project Phase II	6 m Euribor based	69,952	
6. Energy Development Policy loan	3.56	50,000,000	
7. Restructuration of Cargo Handling Corporation	1.52	4,450,495	
		<b>225,187,114</b>	<b>9,012,596,320</b>
<b>Loans from European Development Fund</b>			
1. Terre Rouge - Mapou Road Project	1	351,440	
2. Mauritius Housing Project	1	572,432	
3. Maize Processing Plants	1	246,329	
4. Phoenix- Nouvelle France Road	1	2,842,828	
5. National Derocking Project	1	542,401	
6. Industrial Diversification Programme	1	2,521,793	
7. Agricultural Diversification Programme	1	2,149,600	
8. Regional Meteorological Project	1	638,973	
		<b>9,865,796</b>	<b>394,855,828</b>
<b>Loans from European Investment Bank</b>			
1. Maize Storage Installation	1	469,996	
2. Plaines Wilhems Sewerage Project	3	19,600,385	
		<b>20,070,381</b>	<b>803,270,817</b>
<b>Loan from Nordic Development Fund</b>			
1. Environmental Investment Programme	6m Libor based	<b>2,192,767</b>	<b>87,760,464</b>
<b>Loans from Kreditanstalt fur Wiederaufbau (K.F.W.)</b>			
1. Baie du Tombeau Sewerage Project	2	131,006	
		<b>131,006</b>	<b>5,243,226</b>

## STATEMENT J (Annex 1)

## Statement of External Debt Outstanding as at 30 June 2016

	% Rate of Interest p.a	Amount Outstanding	
		Foreign Currency	Rupee Equivalent
<b>A. EXTERNAL LOANS - continued</b>			
<b><u>3. Loans in EURO- Contd.</u></b>			
<b>Loans from African Development Bank</b>			
1. Plaines Wilhems Sewerage Project	6 m Euribor based	5,995,333	
2. Competitiveness & Public Sector Efficiency Programme	do	146,000,000	
		<b>151,995,333</b>	<b>6,083,263,629</b>
<b>Loan from African Development Fund</b>			
1. Development of Wastewater Facilities in Mauritius and Rodrigues	Interest Free	22,477	899,607
<b>Loan from International Bank for Reconstruction and Development (I.B.R.D.)</b>			
1. Third Trade and Competitiveness Development Policy Loan	6m Libor based	18,920,450	757,247,493
<b>TOTAL LOANS IN EURO</b>		<b>428,385,324</b>	<b>17,145,137,384</b>
<b><u>4. Loans in Pound Sterling</u></b>			
<b>Loan from International Bank for Reconstruction and Development (I.B.R.D.)</b>			
1. Third Trade and Competitiveness Development Policy Loan	6m Libor based	23,338,000	
2. Private Sector Competitiveness Development Policy Loan	2.8	9,600,000	
3. Second Private Sector Competitiveness Development Policy Loan	3.32	9,600,000	
		<b>42,538,000</b>	<b>2,058,626,510</b>
<b>TOTAL LOANS IN POUND STERLING</b>		<b>42,538,000</b>	<b>2,058,626,510</b>
<b><u>5. Loans in Renminbi Yuan</u></b>			
<b>Loans from Government of the People's Republic of China</b>			
1. Housing Project - Beau Vallon	Interest Free	1,457,500	

## STATEMENT J (Annex 1)

## Statement of External Debt Outstanding as at 30 June 2016

	% Rate of Interest p.a	Amount Outstanding	
		Foreign Currency	Rupee Equivalent
<b>A. EXTERNAL LOANS - continued</b>			
<b>5. Loans in Renminbi Yuan- Contd.</b>			
<b>Loans from Government of the People's Republic of China</b>			
2. Economic & Technical Coop. - Container Inspection Citizens	do	12,000,000	
3. Economic & Technical Coop. - MBC Building Project	do	11,410,680	
4. Economic & Technical Coop. - CCTV/Communications system	do	16,000,000	
5. Economic & Technical Coop. - Mauritius Police Force CCTV	do	30,000,000	
6. Economic & Technical Coop. - Container Xray & CCTV	do	13,720,000	
7. Economic & Technical Coop. Project	do	32,000,000	
8. Economic & Technical Coop. Project	do	11,190,600	
9. Economic & Technical Coop. Project	do	29,200,000	
10. Economic & Technical Coop. Project	do	29,310,000	
11. Economic & Technical Coop. Project	do	40,000,000	
		<b>226,288,780</b>	<b>1,223,701,836</b>
<b>Loans from Exim Bank of China</b>			
1. Plaines Wilhems Sewerage Project Stage 1 Lot 2	3	329,613,192	
2. Bagatelle Dam Project	2	566,120,755	
		<b>895,733,947</b>	<b>4,843,860,469</b>
<b>TOTAL LOANS IN RENMINBI YUAN</b>			
		<b>1,122,022,727</b>	<b>6,067,562,305</b>
<b>6. Loan in Special Drawing Rights</b>			
<b>Loan from International Fund for Agricultural Development</b>			
1. Rural Diversification Programme	Variable	1,524,400	
2. Marine and Agricultural Resources Support Programme	do	450,850	
		<b>1,975,250</b>	<b>98,015,052</b>
<b>TOTAL LOANS IN SPECIAL DRAWING RIGHTS</b>			
		<b>1,975,250</b>	<b>98,015,052</b>
<b>TOTAL EXTERNAL LOANS</b>			
			<b>48,471,472,121</b>
<b>A. EXTERNAL LOANS</b>			
IMF SDR Allocations (SDR)		96,805,549	<b>4,803,646,230</b>
Treasury Bills held by non residents (MUR)			<b>127,800,000</b>
Treasury Notes held by non residents (MUR)			<b>7,000,000</b>
Long Term Bonds held by non residents (MUR)			<b>52,900,000</b>
<b>TOTAL EXTERNAL GOVERNMENT DEBT</b>			
			<b>53,462,818,352</b>

## STATEMENT J (Annex 1)

## Statement of External Debt Outstanding as at 30 June 2016

*Loans Act 1974 has been repealed and replaced by Public Debt Management Act 2008*

External debt includes long term debt liability in respect of IMF SDR Allocations, T.Bills, T.Notes and Govt. Bonds held by non residents

	Foreign Currency	Mauritian Rupees
USD	622,170,856	22,338,671,214
JPY	2,182,772,646	763,459,657
EUR	428,385,324	17,145,137,384
GBP	42,538,000	2,058,626,510
CNY	1,122,022,727	6,067,562,305
SDR	98,780,799	4,901,661,282
MUR	-	187,700,000
		<b>53,462,818,352</b>
Category	%	Rs
Bilateral	33.9	18,121,154,056
Multilateral	65.8	35,153,964,296
Other Foreign	0.4	187,700,000
<b>TOTAL</b>		<b>53,462,818,352</b>



## STATEMENT J (Annex 2)

## Public Corporation Debt as at 30 June 2016

Parastatals	Domestic Debt		External Debt		Total
	Guaranteed Rs	Non- Guaranteed Rs	Guaranteed Rs	Non- Guaranteed Rs	Rs
<b>A Agencies-Extra Budgetary Unit</b>					
1 Small Entrepreneurs	23,851,050	-	-	-	23,851,050
2 Road Development Authority	-	-	114,809,625	-	114,809,625
<b>Total Agencies-Extra Budgetary Unit</b>	<b>23,851,050</b>	<b>-</b>	<b>114,809,625</b>	<b>-</b>	<b>138,660,675</b>
<b>B Local Government</b>	-	-	-	-	-
<b>Total Local Government Debt</b>	-	-	-	-	-
<b>B Public Enterprise Debt</b>					
<b>B.1 Non-Financial Public Corporations</b>					
1 Air Mauritius	-	949,480,194	-	1,160,860,245	2,110,340,439
2 Airports of Mauritius	-	-	8,526,357,754	-	8,526,357,754
3 Airport Terminal Operations Ltd	-	227,500,000	-	-	227,500,000
4 Business Parks of Mauritius Ltd	16,712,657	-	-	-	16,712,657
5 Cargo Handling Corporation	-	318,886,240	447,683,306	-	766,569,546
6 Central Electricity Board	643,913,473	1,784,390,714	578,225,722	-	3,006,529,909
7 Central Water Authority	-	-	-	139,032,970	139,032,970
8 Cyber Properties Investment Ltd	177,819,501	56,250,000	-	-	234,069,501
9 Mauritius Broadcasting Corporation	-	264,432,170	-	-	264,432,170
10 Mauritius Ports Authority	-	-	1,464,840,981	-	1,464,840,981
11 Mauritius Post Ltd	-	816,650	-	-	816,650
12 National Housing Devt. Co.	215,050,167	5,616,840	-	-	220,667,007
13 National Property Fund Ltd	3,500,000,000	-	-	-	3,500,000,000
14 National Transport Corporation	86,221,690	199,693,678	-	-	285,915,368
15 Rose-Belle Sugar Estate Board	-	90,210,946	-	-	90,210,946
16 State Land Development Co. Ltd	-	26,702,998	-	-	26,702,998
17 State Trading Corporation	-	695,743,583	-	-	695,743,583
<b>Sub-total Non Financial Corporations</b>	<b>4,639,717,488</b>	<b>4,619,724,013</b>	<b>11,017,107,763</b>	<b>1,299,893,215</b>	<b>21,576,442,479</b>
<b>C.1 Financial Public Corporations</b>					
1 Development Bank of Mauritius Ltd	-	192,946,713	-	-	192,946,713
2 Mauritius Housing Company	425,413,600	125,662,880	-	-	551,076,480
3 MCS Mutual Aid Association Ltd	-	675,984,547	-	-	675,984,547
<b>Sub-total Financial Public Corporation</b>	<b>425,413,600</b>	<b>994,594,140</b>	<b>-</b>	<b>-</b>	<b>1,420,007,740</b>
<b>Total Public Enterprise Debt</b>	<b>5,065,131,088</b>	<b>5,614,318,153</b>	<b>11,017,107,763</b>	<b>1,299,893,215</b>	<b>22,996,450,219</b>
<b>Total Public Corporation Debt</b>	<b>5,088,982,138</b>	<b>5,614,318,153</b>	<b>11,131,917,388</b>	<b>1,299,893,215</b>	<b>23,135,110,894</b>

## STATEMENT L

**Statement of Contingent Liabilities including details of any Loans, Bank Overdrafts or Credit Facilities  
Guaranteed by Government as at 30 June 2016**

**I. Loans/Bank Overdrafts/Credit Facilities - Local Sources**

<b>Borrower</b>	<b>Lender</b>	<b>Total Rs</b>	<b>Extent of Government's Liability Rs</b>
<b>Business Parks of Mauritius Ltd</b>	SBM Bank (Mauritius) Ltd	16,712,657	16,712,657
<b>Central Electricity Board</b>	The Hong Kong and Shanghai Banking Corp. Ltd (Eur 35,285,234 )	643,913,473	643,913,473
<b>Cyber Properties Investment Ltd</b>	SBM Bank (Mauritius) Ltd	67,307,685	67,307,685
	State Insurance Company of Mauritius Ltd	14,367,816	14,367,816
	National Pension Fund	96,144,000	96,144,000
<b>Mauritius Housing Company Ltd</b>	The Anglo-Mauritius Assurance Society Ltd	58,750,000	58,750,000
	The Hongkong and Shanghai Bank Corp. Ltd(3)ᵃ	99,997,000	99,997,000
	SBM Bank (Mauritius) Ltd (3)ᵃ	120,000,000	120,000,000
	Bank of Baroda (2)ᵃ	66,666,600	66,666,600
	The Hongkong and Shanghai Bank Corp. Ltd(4)ᵃ	80,000,000	80,000,000
<b>National Housing Development Co. Ltd</b>	National Pension Fund (3)ᵃ	19,230,768	19,230,768
	The Hong Kong and Shanghai Banking Corp. Ltd	55,384,616	55,384,616
	SBM Bank (Mauritius) Ltd	140,434,783	140,434,783
<b>National Property Fund Ltd</b>	Bank of Mauritius	3,500,000,000	3,500,000,000
<b>National Transport Corporation</b>	SBI (Mauritius) Ltd	38,414,278	38,414,278
	SBI (Mauritius) Ltd	7,523,894	7,523,894
	SBM Bank (Mauritius) Ltd	40,283,518	40,283,518
<b>Small Entrepreneurs</b>	Development Bank of Mauritius Limited	23,851,050	23,851,050
<b>TOTAL - Loans/Bank Overdrafts/Credit Facilities - Local Sources</b>		<b>5,088,982,138</b>	<b>5,088,982,138</b>

## STATEMENT L

**Statement of Contingent Liabilities including details of any Loans, Bank Overdrafts or Credit Facilities  
Guaranteed by Government as at 30 June 2016**

**II. Loans/Bank Overdrafts/Credit Facilities - External Sources (Non-Resident)**

Borrower	Lender	Amount outstanding and Extent of Government's Liability		
		Foreign Currency		Rupee equivalent*
<b>Airports of Mauritius Co. Ltd.</b>	Exim Bank of China	USD	233,947,521	8,526,357,753
<b>Cargo Handling Corporation Ltd</b>	European Investment Bank	USD	12,283,604	447,683,306
<b>Central Electricity Board</b>	Nordic Investment Bank (St. Louis)	EUR	5,677,419	229,947,974
	African Development Bank	USD	9,556,099	348,277,748
<b>Mauritius Ports Authority</b>	Agence Francaise de Developpement	USD	40,192,533	1,464,840,981
<b>Road Development Authority</b>	African Development Bank	USD	1,711,927	62,392,217
	African Development Bank	EUR	1,294,187	52,417,409
<b>TOTAL - Loans/Bank Overdrafts/Credit Facilities - External Sources</b>				<b>11,131,917,388</b>

**Note: All conversion rate is at 30 June 2016**

**Note:-** Government is also committed:

- (i) to make good to the Development Bank of Mauritius Ltd any amount of revenue received being less than 10% return on investment on Coromandel Industrial Estate as per guarantee under IDA Credit 411 MAS;
- (ii) to indemnify the Development Bank of Mauritius Ltd against exchange losses in excess of the Exchange Equalisation Reserve created by the Bank in respect of loans contracted and disbursed in foreign currencies; and
- (iii) to indemnify the National Housing Development Company Limited against exchange losses on foreign loans.

\* At conversion rates ruling on 30 June 2016

□ Indicates the number of loans from the respective lender.

**11 October 2016**



**C. ROMOOAH**  
**Accountant-General**

## STATEMENT M

## Statement of all Outstanding Loans financed from Revenue as at 30 June 2016

Description	Year of Issue	Ordinance or Authority	Original Amount of Loan	Amount Outstanding as at 30 June 2015	Amount of Loan Issued during the year	Amount repaid during the year	Amount set off/written off, interest capitalised & other adjustments during the year	Adjustment due to Currency revaluation as at 30 June 2016	Amount Outstanding as at 30 June 2016
			Rs	Rs	Rs	Rs	Rs	Rs	Rs
<b>I. LOANS REFUNDABLE BY ANNUITIES</b>									
<b>A. STATUTORY BODIES</b>									
<b>1. Central Electricity Board</b>									
<b>Loan from K.F.W:-</b>									
132 Kv Transmission Line Project	2001-03	MOF	218,633,940	58,302,384	-	58,302,384	-	-	-
<b>Loan from Badea</b>									
132 Kv Transmission Line Project	2002-05	do	266,548,283	138,766,628	-	139,029,455	-	262,827	-
<b>Government Loans:-</b>									
Development Programme	1977-08	do	396,560,594	177,612,750	-	177,612,750	-	-	-
Fort Victoria Power Station Redev Project	2011	do	2,131,831,900	1,869,718,813	-	180,027,834	-	14,238,125	1,703,929,104
Pointe Monnier Power Station Ext Project	2011	do	335,994,300	335,092,463	-	29,610,413	-	2,692,687	308,174,737
<b>Total - Central Electricity Board</b>			<b>3,349,569,017</b>	<b>2,579,493,037</b>	<b>-</b>	<b>584,582,835</b>	<b>-</b>	<b>17,193,639.17</b>	<b>2,012,103,841</b>
<b>2. Central Water Authority</b>									
<b>Loan from Kuwait Fund:-</b>									
Mare aux Vacoas water supply - Phase I	1996-07	do	137,492,280	64,828,420	-	-	15,427,626	886,912	50,287,706
<b>Loan from Badea USD 13.3m</b>									
	1999-07	do	204,822,124	114,650,551	-	-	27,804,737	1,420,682	88,266,496
<b>Loan from A.F.D.-</b>									
Rehabilitation of Water Supply Projects Phase II	1991-99	do	263,496,681	22,690,643	-	-	22,650,519	(40,124)	-

## STATEMENT M

## Statement of all Outstanding Loans financed from Revenue as at 30 June 2016

Description	Year of Issue	Ordinance or Authority	Original Amount of Loan	Amount Outstanding as at 30 June 2015	Amount of Loan Issued during the year	Amount repaid during the year	Amount set off/written off, interest capitalised & other adjustments during the year	Adjustment due to Currency revaluation as at 30 June 2016	Amount Outstanding as at 30 June 2016
			Rs	Rs	Rs	Rs	Rs	Rs	Rs
<b>I. LOANS REFUNDABLE BY ANNUITIES - continued</b>									
<b>A. STATUTORY BODIES - continued</b>									
<b>2. Central Water Authority - continued</b>									
<b>Government Loans:-</b>									
Development Programme	1991-10	MPU	583,984,821	345,235,784	-	50,136,273	9,907,896	-	285,191,615
Port Louis Water Supply	1991-07	do	81,775,747	66,254,512	-	-	3,515,079	-	62,739,433
District Water Supply	1991-07	do	849,794,936	471,732,668	-	-	47,391,469	-	424,341,199
Mare aux Vacoas Water Supply	1991-07	do	193,229,606	98,957,367	-	-	12,260,545	-	86,696,822
Non Revenue Water projects	2013-2016	do	587,100,000	95,437,791	244,552,126	-	-	-	339,989,917
Pailles Water Treatment Plant	2014-2016	do	572,500,000	480,699,626	44,866,682	-	-	-	525,566,308
Bagatelle Downstream works and Treatment Plant	2014-2016	do	447,400,000	83,290,306	13,411,988	-	-	-	96,702,294
Transfer of water from Midlands Dam - Piton du Milieu	2014-2016	do	197,000,000	92,952,161	24,950,928	-	-	-	117,903,089
Pipe replacement projects	2014-2016	do	135,000,000	134,867,837	-	-	-	-	134,867,837
<b>Total - Central Water Authority</b>			<b>4,253,596,195</b>	<b>2,071,597,666</b>	<b>327,781,724</b>	<b>50,136,273</b>	<b>138,957,870.55</b>	<b>2,267,470</b>	<b>2,212,552,716</b>
<b>3. Mauritius Cane Industry Authority(ex SPMPC)</b>									
<b>Loan from E.D.F. :-</b>									
National De-Rocking Scheme	1991-96	MOF	20,408,214	20,929,383	-	1,258,175	-	132,435	19,803,643
<b>Total - Mauritius Cane Industry Authority (ex SPMPC)</b>			<b>20,408,214</b>	<b>20,929,383</b>	<b>-</b>	<b>1,258,175</b>	<b>-</b>	<b>132,435</b>	<b>19,803,643</b>
<b>4. Mauritius Meat Authority</b>									
Government Loans	1975-80	MOF	5,717,943	5,669,085	-	-	-	-	5,669,085
<b>Total - Mauritius Meat Authority</b>			<b>5,717,943</b>	<b>5,669,085</b>	<b>-</b>	<b>-</b>	<b>-</b>	<b>-</b>	<b>5,669,085</b>
<b>5. Irrigation Authority</b>									
C.D.C Loan	1979-83	MOF	35,439,466	34,853,883	-	-	-	-	34,853,883
Loan from AFD	1987-92	do	5,644,059	15,042,019	-	-	-	109,182	15,151,201
Government Loans									
To settle outstanding claims	2010	do	36,442,000	36,442,000	-	-	-	-	36,442,000
To cover operating deficits	1982-97	do	172,831,412	172,831,412	-	-	-	-	172,831,412
Settlement of outstanding Claims of NPIP	2011	do	8,000,000	8,000,000	-	-	-	-	8,000,000

## STATEMENT M

## Statement of all Outstanding Loans financed from Revenue as at 30 June 2016

Description	Year of Issue	Ordinance or Authority	Original Amount of Loan Rs	Amount Outstanding as at 30 June 2015 Rs	Amount of Loan Issued during the year Rs	Amount repaid during the year Rs	Amount set off/written off, interest capitalised & other adjustments during the year Rs	Adjustment due to Currency revaluation as at 30 June 2016 Rs	Amount Outstanding as at 30 June 2016 Rs
<b>I. LOANS REFUNDABLE BY ANNUITIES - continued</b>									
<b>A. STATUTORY BODIES - continued</b>									
<b>5. Irrigation Authority - continued</b>									
Rehabilitation of La Ferme and Magenta Canal	1991-95	MOF	20,013,485	20,013,485	-	-	-	-	20,013,485
<b>Total - Irrigation Authority</b>			<b>278,370,422</b>	<b>287,182,799</b>	<b>-</b>	<b>-</b>	<b>-</b>	<b>109,182</b>	<b>287,291,981</b>
<b>6. National Transport Corporation</b>									
Loan from Government of India (Exim Bank)	1986-90	do	38,495,988	37,787,838	-	-	-	-	37,787,838
Loan from Government of India	1987-98	do	111,403,598	110,764,491	-	-	-	-	110,764,491
Government Loans	1988-90	do	46,122,942	5,519,118	-	-	-	-	5,519,118
<b>Total - National Transport Corporation</b>			<b>196,022,528</b>	<b>154,071,447</b>	<b>-</b>	<b>-</b>	<b>-</b>	<b>-</b>	<b>154,071,447</b>
<b>7. Mauritius Institute of Training and Development (ex- IVTB)</b>									
Loan from Agence Francaise de Developpement	1990-99	do	88,534,225	55,594,488	-	51,340,922	-	2,769,712	7,023,278
<b>Total - Mauritius Institute of Training and Development (Ex- IVTB)</b>			<b>88,534,225</b>	<b>55,594,488</b>	<b>-</b>	<b>51,340,922</b>	<b>-</b>	<b>2,769,712</b>	<b>7,023,278</b>
<b>8. Rose-Belle S.E.</b>									
Government Loan	1997-01	MOF	41,902,150	45,142,150	-	360,000	-	-	44,782,150
Loan from A.D.B	1993-97	do	51,075,496	49,565,298	-	-	-	4,123,852	53,689,150
<b>Total - Rose Belle Sugar Estate.</b>			<b>92,977,646</b>	<b>94,707,448</b>	<b>-</b>	<b>360,000</b>	<b>-</b>	<b>4,123,852</b>	<b>98,471,300</b>
<b>9. Mauritius Broadcasting Corporation</b>									
Loan from Government of China	2008-09	MOF	346,631,437	444,593,652	-	-	-	(25,103,956)	419,489,696
Government Loan	2010-2014	do	53,000,000	53,000,000	-	-	-	-	53,000,000
<b>Total - Mauritius Broadcasting Corporation</b>			<b>399,631,437</b>	<b>497,593,652</b>	<b>-</b>	<b>-</b>	<b>-</b>	<b>(25,103,956)</b>	<b>472,489,696</b>

## STATEMENT M

## Statement of all Outstanding Loans financed from Revenue as at 30 June 2016

Description	Year of Issue	Ordinance or Authority	Original Amount of Loan	Amount Outstanding as at 30 June 2015	Amount of Loan Issued during the year	Amount repaid during the year	Amount set off/written off, interest capitalised & other adjustments during the year	Adjustment due to Currency revaluation as at 30 June 2016	Amount Outstanding as at 30 June 2016
			Rs	Rs	Rs	Rs	Rs	Rs	Rs
<b>I. LOANS REFUNDABLE BY ANNUITIES - continued</b>									
<b>A. STATUTORY BODIES - continued</b>									
<b>10. Wastewater Management Authority</b>									
1. Projects under PBB 2013	2013	MPU	920,992,616	920,992,616	-	-	-	-	920,992,616
2. Projects under PBB 2014	2014	do	815,150,000	702,488,725	-	-	-	-	702,488,725
3. Projects 2015	2015	do	382,230,000	281,662,606	-	-	-	-	281,662,606
4. Projects 2015-2016	2015-2016	do	1,056,000,000	-	401,909,462	-	-	-	401,909,462
<b>Total - Wastewater Management Authority</b>			<b>3,174,372,616</b>	<b>1,905,143,947</b>	<b>401,909,462</b>	<b>-</b>	<b>-</b>	<b>-</b>	<b>2,307,053,409</b>
<b>TOTAL - STATUTORY BODIES</b>			<b>11,859,200,243</b>	<b>7,671,982,952</b>	<b>729,691,185</b>	<b>687,678,205</b>	<b>138,957,871</b>	<b>1,492,335</b>	<b>7,576,530,397</b>
<b>B - PRIVATE INDIVIDUALS</b>									
1. Repatriation Expenses	1983-2014	MOS	2,827,070	1,111,905	24,283	205,627	-	-	930,561
2. Small Scale Industries		MOF							
Loan from Government of India	1981-82		546,277	184,634	-	-	-	(8,368)	176,266
<b>TOTAL - PRIVATE INDIVIDUALS</b>			<b>3,373,347</b>	<b>1,296,539</b>	<b>24,283</b>	<b>205,627</b>	<b>-</b>	<b>(8,368)</b>	<b>1,106,827</b>
<b>C - PRIVATE BODIES</b>									
<b>1. Development Bank of Mauritius Ltd</b>									
Loan from E.D.F									
Agricultural & Industrial Credits									
Small Scale Agricultural Sectors, Transport, Secondary Schools and Modernisation	1991-97	MOF	104,554,120	67,679,120	-	-	-	-	67,679,120
Government Loans:-									
Industry and Agriculture	1964-86	do	65,722,326	5,685,853	-	-	-	-	5,685,853
For On-Lending to MTTF	2007-08	do	5,000,000	1,166,666	-	500,000	-	-	666,666
Construction of Confessional Schools	2007-08	do	190,600,000	128,655,000	-	9,530,000	-	-	119,125,000
IFAD Rural Diversification Program	2001-07	do	22,789,430	8,261,225	-	1,652,245	-	-	6,608,980
Educational infrastructure of Private-Aided Secondary Schools	2013	do	110,500,000	112,150,000	-	-	1,650,000 <sup>3</sup>	-	110,500,000
<b>Total - Development Bank of Mauritius Ltd</b>			<b>499,165,876</b>	<b>323,597,864</b>	<b>-</b>	<b>11,682,245</b>	<b>1,650,000</b>	<b>-</b>	<b>310,265,619</b>

## STATEMENT M

## Statement of all Outstanding Loans financed from Revenue as at 30 June 2016

Description	Year of Issue	Ordinance or Authority	Original Amount of Loan	Amount Outstanding as at 30 June 2015	Amount of Loan Issued during the year	Amount repaid during the year	Amount set off/written off, interest capitalised & other adjustments during the year	Adjustment due to Currency revaluation as at 30 June 2016	Amount Outstanding as at 30 June 2016
			Rs	Rs	Rs	Rs	Rs	Rs	Rs
<b>I. LOANS REFUNDABLE BY ANNUITIES - continued</b>									
<b>C - PRIVATE BODIES - continued</b>									
<b>2. Mauritius Housing Company Ltd</b>									
Loan from E.D.F for the building and Improvement of Houses	1981-89	MOF	41,794,315	11,016,982	-	1,726,105	-	-	9,290,877
Government Loans:- Cyclone Housing Reconstruction Prog.	1978-84	do	20,850,000	4,002,655	-	730,514	-	-	3,272,141
<b>Total - Mauritius Housing Company Ltd</b>			<b>62,644,315</b>	<b>15,019,637</b>	<b>-</b>	<b>2,456,619</b>	<b>-</b>	<b>-</b>	<b>12,563,018</b>
<b>3. Bus Companies</b>									
	1978	MOF	25,555,614	4,460,006	-	-	-	-	4,460,006
<b>Total - Bus Companies</b>			<b>25,555,614</b>	<b>4,460,006</b>	<b>-</b>	<b>-</b>	<b>-</b>	<b>-</b>	<b>4,460,006</b>
<b>4. Mauritius Cooperative Central Bank (in Liquidation)</b>									
Loan from AFD:-									
Belle Mare Irrigation Project	1988	MOF	880,000	308,000	-	-	-	-	308,000
EDF Line of Credit	1992-93	do	81,000,000	81,000,000	-	-	-	-	81,000,000
<b>Total - Mauritius Cooperative Central Bank</b>			<b>81,880,000</b>	<b>81,308,000</b>	<b>-</b>	<b>-</b>	<b>-</b>	<b>-</b>	<b>81,308,000</b>
<b>5. National Housing Development Co.Ltd</b>									
Loan from Govt. of People's Republic of China	1992-99	MHL	98,115,010	17,143,980	-	2,857,330	-	-	14,286,650
Local (Firinga Housing Unit)	2001-07	do	240,755,497	111,965,601	-	19,293,691	-	-	92,671,910
Construction of Social Housing	2015-16	do	230,000,000	-	230,000,000	-	-	-	230,000,000
Housing Units Henrietta	2015-16	do	23,760,940	-	-	-	(23,760,940) <sup>4</sup>	-	23,760,940
<b>Total - National Housing Development Co. Ltd</b>			<b>592,631,447</b>	<b>129,109,581</b>	<b>230,000,000</b>	<b>22,151,021</b>	<b>(23,760,940)</b>	<b>-</b>	<b>360,719,500</b>
<b>6. Business Parks of Mauritius Ltd</b>									
Government Loans	2001-02	MOF	8,000,000	2,800,000	-	800,000	2,000,000	-	-
Post Restructuring loan	2016	do	163,121,466	-	-	-	(163,121,466) <sup>5</sup>	-	163,121,466
Loan from Government of India :- Cyber City and IT Education Projects	2002-06	do	473,506,283	158,203,851	-	34,201,215	125,238,432	1,235,795	-
<b>Total - Business Parks of Mauritius Ltd</b>			<b>644,627,749</b>	<b>161,003,851</b>	<b>-</b>	<b>35,001,215</b>	<b>(35,883,034)</b>	<b>1,235,795</b>	<b>163,121,466</b>
<b>7. BPML Freeport Services Ltd</b>									
I.B.R.D Loan	1997-01	MOF	145,446,340	103,291,533	-	14,151,245	90,054,635	914,347	-
<b>Total - BPML Freeport Services Ltd</b>			<b>145,446,340</b>	<b>103,291,533</b>	<b>-</b>	<b>14,151,245</b>	<b>90,054,635</b>	<b>914,347</b>	<b>-</b>



## STATEMENT M

## Statement of all Outstanding Loans financed from Revenue as at 30 June 2016

Description	Year of Issue	Ordinance or Authority	Original Amount of Loan	Amount Outstanding as at 30 June 2015	Amount of Loan Issued during the year	Amount repaid during the year	Amount set off/written off, interest capitalised & other adjustments during the year	Adjustment due to Currency revaluation as at 30 June 2016	Amount Outstanding as at 30 June 2016
			Rs	Rs	Rs	Rs	Rs	Rs	Rs
<b>I. LOANS REFUNDABLE BY ANNUITIES - continued</b>									
<b>C - PRIVATE BODIES - continued</b>									
<b>8. Mauritius Shipping Corporation Ltd</b>									
		MOF							
Government Loan	2010	do	37,000,000	37,000,000	-	-	-	-	37,000,000
Government Loan	2012	do	45,000,000	45,000,000	-	-	-	-	45,000,000
Government Loan	2013	do	25,200,000	25,200,000	-	-	-	-	25,200,000
<b>Total - Mauritius Shipping Corporation</b>			<b>107,200,000</b>	<b>107,200,000</b>	<b>-</b>	<b>-</b>	<b>-</b>	<b>-</b>	<b>107,200,000</b>
<b>9. Airports of Mauritius Ltd.</b>									
Government Loan	2011	MOF	513,372,400	618,714,226	-	44,207,680	-	6,475,326	580,981,872
<b>Total - Airports of Mauritius Ltd</b>			<b>513,372,400</b>	<b>618,714,226</b>	<b>-</b>	<b>44,207,680</b>	<b>-</b>	<b>6,475,326</b>	<b>580,981,872</b>
<b>10. Mauritius Post and Cooperative Bank Ltd (now MauBank Ltd)</b>									
Government Loan	2011	MOF	8,000,000	8,000,000	-	-	-	-	8,000,000
<b>Total - Mauritius Post and Cooperative Bank Ltd (now MauBank Ltd)</b>			<b>8,000,000</b>	<b>8,000,000</b>	<b>-</b>	<b>-</b>	<b>-</b>	<b>-</b>	<b>8,000,000</b>
<b>11. Knowledge Parks Ltd</b>									
	2014	MOF	486,000,000	413,247,811	72,752,190	-	(49,772,998) <sup>6</sup>	-	535,772,999
<b>Total - Knowledge Parks Ltd</b>			<b>486,000,000</b>	<b>413,247,811</b>	<b>72,752,190</b>	<b>-</b>	<b>(49,772,998)</b>	<b>-</b>	<b>535,772,999</b>
<b>TOTAL - PRIVATE BODIES</b>			<b>3,166,523,741</b>	<b>1,964,952,510</b>	<b>302,752,190</b>	<b>129,650,024</b>	<b>(17,712,337)</b>	<b>8,625,468</b>	<b>2,164,392,480</b>
<b>I. LOANS REFUNDABLE BY ANNUITIES - continued</b>									
<b>D - OTHER BODIES</b>									
<b>1. SPV/Build Mauritius Fund</b>									
Loan to SPV/ Build Mauritius Fund	2013	MOF	4,300,000,000	4,300,000,000	-	2,300,100,000	-	-	1,999,900,000
<b>Total - SPV/Build Mauritius Fund</b>			<b>4,300,000,000</b>	<b>4,300,000,000</b>	<b>-</b>	<b>2,300,100,000</b>	<b>-</b>	<b>-</b>	<b>1,999,900,000</b>

## STATEMENT M

## Statement of all Outstanding Loans financed from Revenue as at 30 June 2016

Description	Year of Issue	Ordinance or Authority	Original Amount of Loan	Amount Outstanding as at 30 June 2015	Amount of Loan Issued during the year	Amount repaid during the year	Amount set off/written off, interest capitalised & other adjustments during the year	Adjustment due to Currency revaluation as at 30 June 2016	Amount Outstanding as at 30 June 2016
			Rs	Rs	Rs	Rs	Rs	Rs	Rs
<b>I. LOANS REFUNDABLE BY ANNUITIES - continued</b>									
<b>D - OTHER BODIES - continued</b>									
<b>2. Pamplemousses/ Riviere du Rempart District Council</b>									
Government Loan	2008-09	MOF	42,000,000	35,700,000	-	2,100,000	-	-	33,600,000
<b>Total - Pamplemousses/ Riviere du Rempart District Council</b>			<b>42,000,000</b>	<b>35,700,000</b>	<b>-</b>	<b>2,100,000</b>	<b>-</b>	<b>-</b>	<b>33,600,000</b>
<b>3. Rodrigues Regional Assembly</b>									
Government Loan	2011	MOF	14,847,000	14,847,000	-	117,000	-	-	14,730,000
<b>Total - Rodrigues Regional Assembly</b>			<b>14,847,000</b>	<b>14,847,000</b>	<b>-</b>	<b>117,000</b>	<b>-</b>	<b>-</b>	<b>14,730,000</b>
<b>TOTAL - OTHER BODIES</b>			<b>4,356,847,000</b>	<b>4,350,547,000</b>	<b>-</b>	<b>2,302,317,000</b>	<b>-</b>	<b>-</b>	<b>2,048,230,000</b>
<b>LOANS REFUNDABLE BY SINKING FUND CONTRIBUTION</b>									
<b>A. STATUTORY BODIES</b>									
<b>1. Agricultural Marketing Board -</b>									
Extension of Storage Complex	1965-82	do	17,089,991	18,058	-	18,058*	-	-	-
<b>Total - Agricultural Marketing Board</b>			<b>17,089,991</b>	<b>18,058</b>	<b>-</b>	<b>18,058</b>	<b>-</b>	<b>-</b>	<b>-</b>
<b>2. Mauritius Cane Industry Authority(ex MSIRI)</b>									
	1982-85	MOA	2,631,395	641,682	-	36,314*	-	-	605,368
<b>Total - Mauritius Cane Industry Authority</b>			<b>2,631,395</b>	<b>641,682</b>	<b>-</b>	<b>36,314</b>	<b>-</b>	<b>-</b>	<b>605,368</b>
<b>TOTAL - LOANS REFUNDABLE BY SINKING FUND CONTRIBUTION</b>			<b>19,721,386</b>	<b>659,740</b>	<b>-</b>	<b>54,372</b>	<b>-</b>	<b>-</b>	<b>605,368</b>
<b>ANNUITIES</b>									
A. Statutory Bodies			11,859,200,243	7,671,982,952	729,691,185	687,678,205	138,957,871	1,492,335	7,576,530,397
B. Private Individuals			3,373,347	1,296,539	24,283	205,627	-	(8,368)	1,106,827
C. Private Bodies			3,166,523,741	1,964,952,510	302,752,190	129,650,024	(17,712,337)	8,625,468	2,164,392,480
D. Other Bodies			4,356,847,000	4,350,547,000	-	2,302,317,000	-	-	2,048,230,000
<b>I. TOTAL LOANS REFUNDABLE BY ANNUITIES</b>			<b>19,385,944,331</b>	<b>13,988,779,001</b>	<b>1,032,467,657</b>	<b>3,119,850,856</b>	<b>121,245,533</b>	<b>10,109,435</b>	<b>11,790,259,704</b>

## STATEMENT M

## Statement of all Outstanding Loans financed from Revenue as at 30 June 2016

Description	Year of Issue	Ordinance or Authority	Original Amount of Loan Rs	Amount Outstanding as at 30 June 2015 Rs	Amount of Loan Issued during the year Rs	Amount repaid during the year Rs	Amount set off/written off, interest capitalised & other adjustments during the year Rs	Adjustment due to Currency revaluation as at 30 June 2016 Rs	Amount Outstanding as at 30 June 2016 Rs
<b>II. LOANS REFUNDABLE BY SINKING FUND CONTRIBUTIONS</b>									
A. Statutory Bodies			19,721,386	659,740	-	54,372	-	-	605,368
<b>II. TOTAL LOANS REFUNDABLE SINKING FUND CONTRIBUTION</b>			<b>19,721,386</b>	<b>659,740</b>	<b>-</b>	<b>54,372</b>	<b>-</b>	<b>-</b>	<b>605,368</b>
<b>TOTAL I &amp; II</b>			<b>19,405,665,717</b>	<b>13,989,438,741</b>	<b>1,032,467,657</b>	<b>3,119,905,228</b>	<b>121,245,533</b>	<b>10,109,435</b>	<b>11,790,865,072</b>

\* Represent accrued sinking fund for the year ending 30 June 2016 and include contribution amounting to Rs 44,372.32 for 2015-16 (AMB Rs. 18,058.37, MCIA - Ex MSIRI Rs. 26,313.95)

*Note 1 : The original amounts of foreign loans are stated at their rupee equivalent on date of issue*

*Note 2 : In the year 2015-16, amount write off was nil, an amount of Rs 200 M was set off against arrears of CWA (Capital Rs. 138,957,869.84 and Interest Rs. 61,042,130.16)*

*Note 3 : An amount of Rs. 1.65 M (i.e 1.5% of the loan amount disbursed to DBM) represents a one-off management fee payable to DBM which has been set off in 2015-16.*

*Note 4 : The National Housing Development Co Ltd (NHDC) has agreed to pay the Government of Mauritius an amount of Rs. 23,760,940.00 representing one third (1/3) of the construction costs of the 70 housing units.*

*Note 5 : On 31 May 2016, a capital restructuring of Business Parks of Mauritius Ltd was carried out to convert the existing outstanding loans of Rs. 313,121,466.21 as follows:*

*(i) Rs. 150 M was converted into equity in BPML (Capital Rs. 54,171,600.31 and Interest Rs. 95,828,399.69).*

*(ii) Rs. 163,121,466.21 was converted into a fresh new loan with new terms and conditions.*

*Note 6 : In the year 2015-16, an amount of Rs. 49,772,998.47 representing interest on loan has been capitalised following an agreement between Government of Mauritius and the Knowledge Parks Ltd.*

MOF - Ministry of Finance and Economic Development

MPU - Ministry of Energy and Public Utilities

MOS - Ministry of Social Security, National Solidarity and Reform Institutions

MHL - Ministry of Housing and Lands

MOA - Ministry of Agro-Industry and Food Security



**C. ROMOOAH**  
Accountant-General

11 October 2016

## STATEMENT N

Statement of Arrears of Revenue  
as at 30 June 2016

	30-Jun-16 Rs	30-Jun-15 Rs
<b>A. MAURITIUS REVENUE AUTHORITY</b>		
Income Tax ( Including Large Taxpayer)	2,698,626,602	2,279,207,916
Value Added Tax	2,580,182,097	2,446,532,741
Customs & Excise	51,301,949	21,868,536
Betting & Gaming	186,756,326	210,853,007
Sales Tax	2,007,014	2,007,014
Environment Protection Fee	16,527,801	29,824,374
PAYE	164,874,596	152,840,157
TDS	103,788,901	101,939,241
Others	92,906,036	76,869,266
<b>TOTAL - MAURITIUS REVENUE AUTHORITY</b>	<b>5,896,971,322</b>	<b>5,321,942,251</b>
<b>B. MINISTRIES/DEPARTMENTS</b>		
National Audit Office	1,511,000	1,445,000
Prime Minister's Office(Data Protection Office)	17,363,650	15,168,450
Police Service	989,577	3,408,967
Prison Service	154,400	159,400
Ministry of Tourism and External Communications	1,639,360	1,332,052
Civil Aviation	14,984,788	20,154,812
Ministry of Housing and Lands	489,646,744	759,711,772
Ministry of Energy and Public Utilities	4,240,910	6,594,108
The Treasury	2,246,473,022	2,246,872,079
Corporate and Business Registration Department	167,145,401	154,974,431
Registrar- General's Department	359,222,110	433,987,634
Ministry of Public Infrastructure	1,530,516	1,297,612
Ministry of Public Infrastructure ( Land Transport Division)	21,230	21,230
National Transport Authority	34,473,000	35,806,000
Ministry of Education and Human Resources, Tertiary Education and Scientific Research	1,997,241	2,675,049
Ministry of Health & Quality of Life	9,433,732	9,765,829
Ministry of Local Government	254,330	275,620
Fire Services	211,709	211,709
Attorney General's Office	730,025	611,525
Ministry of Agro-Industry and Food Security	10,002,163	5,929,555
Ministry of Arts and Culture	37,500	1,270,000
<i>Carried forward</i>	<b>3,362,062,407</b>	<b>3,701,672,834</b>

## STATEMENT N

Statement of Arrears of Revenue  
as at 30 June 2016

	30-Jun-16 Rs	30-Jun-15 Rs
<i>Brought forward</i>	<b>3,362,062,407</b>	<b>3,701,672,834</b>
Ministry of Industry, Commerce and Consumer Protection (Commerce Division)	93,476	147,101
Ministry of Social Security, National Solidarity and Reform Institutions	4,470,469	4,092,618
Ministry of Ocean Economy, Marine Resources, Fisheries, Shipping and Outer Islands	1,373,408	1,055,423
Ministry of Labour, Industrial Relations, Employment and Training (Employment Division)	-	235,333
<b>TOTAL - MINISTRIES/DEPARTMENTS</b>	<b>3,367,999,761</b>	<b>3,707,203,309</b>
<b>C. JUDICIARY</b>		
Curepipe Court	1,214,039	2,521,450
Flacq District Court	910,900	3,663,550
Grand Port District Court	1,233,822	1,027,794
Moka District Court	455,400	462,400
Pamplemousses District Court	2,429,960	2,527,500
Port Louis Judicial Courts	28,521,303	8,950,008
Riviere du Rempart District Court	2,437,050	6,757,075
Rose Hill Court	1,064,600	2,302,325
Savanne District Court	428,850	333,450
Industrial Court	205,700	28,500
Intermediate (Criminal Court)	18,051,747	24,784,727
Intermediate (Civil Court)	170,436	170,436
Black River District Court	689,341	829,231
Commercial Court	35,640	49,570
Others	831,499	847,535
<b>TOTAL - JUDICIARY</b>	<b>58,680,287</b>	<b>55,255,551</b>
<b>TOTAL</b>	<b>9,323,651,370</b>	<b>9,084,401,110</b>



C. ROMOOAH

Accountant-General


08 November 2016

## STATEMENT O

## Statement of Claims Abandoned for the Financial Year 2015 - 2016

Particulars	Authority to write-off	TAS Ref. A.V. No.	Item Debited	Amount Rs
NIL	NIL	NIL	NIL	NIL

11 November 2016


  
**C. ROMOOAH**  
Accountant-General

## STATEMENT P

## Statement of Losses charged to Expenditure for the Financial Year 2015 - 2016

Particulars	Authority to write-off	TAS Ref. A.V. No.	Item Debited	Amount Rs
NIL	NIL	NIL	NIL	NIL

11 November 2016

  
**C. ROMOOAH**  
Accountant-General

## STATEMENT Q

## Statement of Stores Losses for the financial year 2015 - 2016

Ministry/Department	Item	Opening Balance 01 July 2015	Losses reported during Period 01 July 2015 to 30 June 2016	Written off/ Recovery during Period 01 July 2015 to 30 June 2016	Closing Balance 30 June 2016
The Judiciary	Office Equipment & Furniture	246,172			246,172
	Mobile	8,575			8,575
	Others	45,000			45,000
Public and Disciplined Forces Service Commissions	Mobile	9,315			9,315
Prime Minister's Office (NDU)	Office Equipment & Furniture	108,011			108,011
	Mobile	15,761			15,761
	Others	23,915			23,915
Police Department	Motor Vehicles	328,835	87,926		416,761
	Spare Parts & Accessories	209,443			209,443
	Mobile	10,545	16,000		26,545
Prison Service	Agricultural Produce & Foodstuffs	192,644			192,644
Ministry of Tourism and External Communications	Mobile	12,680			12,680
Civil Aviation	Office Equipment & Furniture	61,834	10,000		71,834
	Spare Parts & Accessories	112,771			112,771
	Others	101,352			101,352
Ministry of Housing and Lands	Office Equipment & Furniture	13,000			13,000
	Mobile	9,999			9,999
	Others	3,290			3,290
Ministry of Finance and Economic Development	Office Equipment & Furniture	70,023			70,023
	Mobile	12,149			12,149
Central Procurement Board	Office Equipment&Others	112,579			112,579
Ministry of Technology, Communication and Innovation	Spare Parts & Accessories	3,390			3,390
	Mobile	4,675			4,675
Ministry of Public Infrastructure and Land Transport	Office Equipment & Furniture	625,402			625,402
	Spare Parts & Accessories	1,102,302			1,102,302
	Others	571,060	59,045		630,105
Ministry of Education and Human Resources	Office Equipment & Furniture	2,007,601	74,069	6,369	2,075,301
	Books & Publications	12,803	-	-	12,803
	Spare Parts & Accessories	785,290	101,175	8,500	877,965
	Mobile & Sport Equipment	14,600	17,520	-	32,120
	Others	339,352	-	10,000	329,352
Ministry of Health and Quality of Life	Office Equipment & Furniture	183,060	42,900		225,960
	Spare Parts & Accessories	57,583			57,583
	Others	157,112			157,112
Fire Services	Office Equipment & Furniture	23,993			23,993
	Spare Parts & Accessories	191,335	25,976		217,311
	Others	5,835			5,835
Ministry of Foreign Affairs, Regional Integration and International Trade	Office Equipment & Furniture	79,300			79,300
	Mobile	4,000	9,990		13,990
	Others	17,170			17,170
Attorney General's Office	Mobile	6,090			6,090
Ministry of Agro-Industry and Food Security	Office Equipment & Furniture	173,736			173,736
	Spare Parts & Accessories	381,933	35,600		417,533
	Agricultural Produce and Others	2,313,726	2,820		2,316,546



## STATEMENT Q

## Statement of Stores Losses for the financial year 2015 - 2016

Ministry/Department	Item	Opening Balance 01 July 2015	Losses reported during Period 01 July 2015 to 30 June 2016	Written off/ Recovery during Period 01 July 2015 to 30 June 2016	Closing Balance 30 June 2016
Ministry of Arts and Culture	Office Equipment & Furniture	110,530			110,530
Ministry of Business, Enterprise and Cooperatives (Cooperatives Div.)	Office Equipments	9,300			9,300
Ministry of Social Security , National Solidarity & Reforms Institutions	Office Equipment & Furniture	115,389			115,389
Ministry of Ocean Economy, Marine Resources, Fisheries, Shipping and Outer Islands	Office Equipment & Furniture	119,200			119,200
	Others	18,870			18,870
Ministry of Environment, Sustainable Development, and Disaster and Beach Management	Spare Parts & Accessories	19,800	6,000		25,800
Ministry of Civil Service& Administrative Reforms	Mobile	8,667			8,667
Ministry of Labour,Industrial Relations and Employment	Office Equipment & Furniture	78,953			78,953
	Mobile	1,024			1,024
<b>Total</b>		<b>11,250,974</b>	<b>489,021</b>	<b>24,869</b>	<b>11,715,126</b>

28 October 2016



**C. ROMOOAH**  
Accountant-General

## STATEMENT R

## Tabular Summary of Unallocated Stores as at 30 June 2016

	Rs	Rs
Stock as at 1 July 2015		4,622,916
Add:		
Purchases	1,129,405	
Surplus	6,060	1,135,465
Less Issues:		5,758,381
Ministries/Departments	1,052,171	
Ministry of Public Infrastructure and Land Transport	169,271	1,221,442
<b>Stock as at 30 June 2016</b>		<b>4,536,939</b>



**C. ROMOOAH**  
Accountant-General

11 October 2016

STATEMENT U

Statement of Foreign Aid Received for the financial year 2015-2016

Donor Country/Agency	Receiving Agency	Date of Receipt of Donation	Nature of Donation	Quantity	Estimated Value
Republic of India	Ministry of Foreign Affairs, Regional Intergration and International Trade	14-Sep-15	Specialised Course on WTO for policy makers and Trade Negotiators	2	Not Available
		February-2016	Training and Workshop	1	
The People's Republic of China		1-Jul-15	Strategy on Free Trade Zone for Developing Countries, Beijing	2	
		6-Aug-15	Seminar on Promotion and Development of Public Diplomacy for Developing Countries	3	
		18-Aug-15	Seminar on Economic Globalisation for Developing Countries	1	
		9-Sep-15	Seminar on Trade and Investment for African Countries	2	
		Oct-Nov 2015 May-June 2016	Seminar on Trade and Investment for African Countries	2	
Malaysia	Ministry of Civil Service and Administrative Reforms	9-Jan-16	Effective Management and Good Governance, Total Quality Management Training under Malaysian Technical Corporation Program	1	USD 3000
		29-Nov-15	Fostering Innovation for Organisational Sustainability, Malaysia	1	USD 3000
Singapore		25-Apr-16	Leading and Managing Change in the Public Sector	1	USD 3000
Australia		29-Feb-16	Master of Public Policy and Management, Monash University	1	USD 53704
			Master of Public Policy and Management, Flinders University	1	USD 53704
Johannesburg, South Africa		8-Jun-16	Public Administration Network Workshop	2	Not Available
National Institute of Labour, Economics Research and Development, India		Ministry of Finance and Economic Development	9-Sep-15	International Training Programmes on Manpower Research	
	Ministry of Civil Service and Administrative Reforms	4-Jul-15	International Training Programmes in Human Resource Planning & Development	2	
Training and Certification Centre of Department of Commerce of Zhejiang, Hangzhou, China.	Ministry of Civil Service and Administrative Reforms	11-Mar-16	Seminar on Human Resource Management and Development for the Republic of Mauritius	20	

STATEMENT U

Statement of Foreign Aid Received for the financial year 2015-2016

Donor Country/Agency	Receiving Agency	Date of Receipt of Donation	Nature of Donation	Quantity	Estimated Value
Training and Certification Centre of Department of Commerce of Zhejiang, Hangzhou, China.	Ministry of Finance and Economic Development	30-Jul-15	Training Courses on Human Resource and Social Security for African Countries	3	Not Available
Netherlands	Ministry of Foreign Affairs, Regional Intergration and International Trade	31-Aug-15	International Relations and Diplomatic Practice	1	
		26-Oct-15	Diplomacy and International Law	1	
Switzerland		12-Oct-15	Training Courses in Diplomacy and Security Plicy, Addis Ababa	1	
Republic of France		1-Dec-15	Training at L'ENA, Cycles Internationaux 2015-2016	1	
Republic of Kenya		13-Jul-15	Regional Training Workshop on Trade Policy Analysis	1	
		17-Aug-15	ACBF Stata Training	1	
Republic of South Africa		28-Jul-15	Regional Choices, Global Context Opportunities for Southern Africa	1	
United Nations Development Programmes		30-Nov-15	Training Workshop on the UN Disasters Assessment and Coordinations Methodology, Madagascar	1	
DiploFoundation-Malta		20-Jul-15	DiploFoundation online Courses in preparation of Commonwealth Heads.	1	
SADC		Jul-Aug 2015 Feb, May 2016	Meeting and workshop	5	
WTO		Sep 2015 Jan-Mar, May 2016	Meeting and Course	5	
RMCE		Nov	Workshop	1	
COMESA		Jul, Aug 2016	Training	2	

## STATEMENT U

## Statement of Foreign Aid Received for the financial year 2015-2016

Donor Country/Agency	Receiving Agency	Date of Receipt of Donation	Nature of Donation	Quantity	Estimated Value
WIPO	Ministry of Foreign Affairs, Regional Intergration and International Trade	Oct-2016	Workshop	1	Not Available
COMSEC		May-2016	Workshop	1	
AFRICAN UNION		May-2016	Worshop	1	
Egyptian Agency for Partnership Development		April-2016	Workshop	1	
United Nations Environment Programme	Ministry of Environment Sustainable Development and Disaster and Beach Management	7-Jul-15	Southern Africa Sub Regional Workshop on Low Sulphur Fuels	1	
United Nations Office of Sustainable Development		7-Jul-15	Capacity Building Workshop on Ecosystem Conservation and Sustainable Development in SIDS	1	
The People's Republic of China		16-Jul-15	Economy Policy Sustainable Development for anglophone African Countries	2	
Japan International Corperation Agency		22-Jul-15	Training on Climate Change Policy and Guidelines, Vulnerability Assessment and Sensitisation	5	
ITEC/SCAAP		22-Jul-15	Advanced Certificate on Sustainable Development and Environmental Management	2	
		20-Jul-15	Community Based Disaster Management Mainstreaming and Risk Reduction Strategies	1	
Southern Africa Development Community		3-Aug-15	SADC Technical Working on Environment Reporting Matrix	1	
		3-Aug-15	SADC HYCOS Intergration with Climate Change Services to Support Disaster Risk Management and Flood Early Warning	1	
		5-Aug-15	SADC Technical Committee on Environment	2	
United Nations Framework Convention on Climate Change		17-Aug-15	Regional Workshop on Nationally Appropriate Mitigation Actions	2	
United Nations Environment Programme		18-Aug-15	Induction Meeting for SWITCH Africa Green (SAG) National Coordinators	1	

## STATEMENT U

## Statement of Foreign Aid Received for the financial year 2015-2016

Donor Country/Agency	Receiving Agency	Date of Receipt of Donation	Nature of Donation	Quantity	Estimated Value
The People's Republic of China	Ministry of Environment Sustainable Development and Disaster and Beach Management	18-Aug-15	Economic Globalisation for Developing Countries	3	Not Available
Adaptation Fund Board		24-Aug-15	Training Workshop on an Early Warning System for Storm Surge	2	
The People's Republic of China		26-Aug-15	Seminar on Environmental Monitoring Technologies	2	
United Nations Framework Convention on Climate Change		27-Aug-15	UNFCCC ADP 2.10 Meeting	1	
The People's Republic of China		27-Aug-15	Seminar and Workshop on Environmental Issues for African Countries	2	
Africa Union Commission		31-Aug-15	Forum of the Monitoring for Environment and Security	1	
IOC Secretariat		5-Sep-15	Exchange Programmes on Marine Turtle	1	
United Nations Framework Convention on Climate Change		7-Sep-15	Training Workshop on National Adaptation Plans	1	
		28-Sep-15	Training Workshop for African Regions	1	
The People's Republic of China		10-Oct-15	Ministerial Seminar on Coordinative Development of Renewable Energies for Developing Countries	2	
Institute of Energy and Environment for Francophone Countries		12-Oct-15	Training and Workshop on Environmental Issues	1	
The People's Republic of China		14-Oct-15	Policy and Measures to Adapt to Climate Change for Mauritius	1	
United Nations Framework Convention on Climate Change		7-Sep-15	Regional Workshop on National Adaptation Plan	1	
United Nations Framework Convention on Climate Change		17-Oct-15	United Nations Framework Convention on Climate Change Meeting	2	
Climate Technology Centre and Network		28-Oct-15	Regional Forum for National Designated Entities	1	

STATEMENT U

Statement of Foreign Aid Received for the financial year 2015-2016

Donor Country/Agency	Receiving Agency	Date of Receipt of Donation	Nature of Donation	Quantity	Estimated Value
United Nations Framework Convention on Climate Change	Ministry of Environment Sustainable Development and Disaster and Beach Management	29-Oct-15	Meeting of the Parties to the Montreal Protocol	1	Not Available
		30-Nov-15	Conference of Parties to the United Nations Framework Convention on Climate Change	1	
Nairobi Convention		30-Nov-15	Meeting and workshop	1	
		20-Jan-16	Africa Regional Consultation	1	
United Nations Environment Programme		9-Feb-16	UNISDR Intergovernmental Working on Indicators and Terminology	1	
		15-Feb-16	Committee of Permanent Representative	1	
SADC		25-Feb-16	Consultative Meeting on El Nino and Drought	1	
Intergovernmental Oceanographic Commission		7-Mar-16	Training on Coastal Hazards Assessments	1	
Centre for Science and Technology , Sri Lanka		10-Mar-16	Workshop on Mitigations of Disasters	1	
UNEP		10-Mar-16	Intergovernmental Negotiating Committee	1	
International Renewable Agency		16-Mar-16	Expert Meeting on Climate Change and Renewable Energy	1	
Southern African Development Community		31-Mar-16	SADC Regional Preparedness and Response Strategy and Fund Validation Workshop	2	
United Nations Environment Programme		17-Mar-16	Joint Network Meeting of Ozone Officers for African Countries	1	
		4-Apr-16	Meeting of Montreal Protocol	1	
Southern African Development Community	13-Apr-16	Workshop on Environmental Impact for SADC and EAC Regions	1		

STATEMENT U

Statement of Foreign Aid Received for the financial year 2015-2016

Donor Country/Agency	Receiving Agency	Date of Receipt of Donation	Nature of Donation	Quantity	Estimated Value
United Nations Environment Programme	Ministry of Environment Sustainable Development and Disaster and Beach Management	18-Apr-16	6th Special Session of AMCEN	1	Not Available
		18-Apr-16	7th Special Session of AMCEN	1	
UNDP		11-May-16	Workshop on Sustainable Development	1	
United Nations Framework Convention on Climate Change		12-May-16	SBI44/SBSTA44/AWG 1 Meetings of UNFCCC	1	
		12-May-16	SBI44/SBSTA44/AWG 1 Meetings of UNFCCC	1	
IOC		16-May-16	Risk Forum and Workshop	3	
United Nations Environment Programme		26-May-16	United Nations Environment Assembly	2	
		27-May-16	SWITCH Africa Green Networking Forum	1	
		7-Jun-16	Workshop on Green Cooling Africa Week	2	
		20-Jan-16	Intergovernmental Negotiating Committee	1	
		9-Feb-16	UNISDR Intergovernmental Working on Indicators and Terminology	1	
		15-Feb-16	Committee of Permanent Representative	1	
Southern African Development Community		25-Feb-16	Meeting on El Nino and Drought	1	
Intergovernmental Oceanographic Commission		7-Mar-16	Workshop on Coastal Hazard Assessment for Western Indian Ocean	1	
Centre for Science and Technology , Sri Lanka		10-Mar-16	International Workshop on Mitigation of Disasters	1	



STATEMENT U

Statement of Foreign Aid Received for the financial year 2015-2016

Donor Country/Agency	Receiving Agency	Date of Receipt of Donation	Nature of Donation	Quantity	Estimated Value
UNEP	Ministry of Environment Sustainable Development and Disaster and Beach Management	10-Mar-16	Intergovernmental Negotiating Committee	1	Not Available
International Renewable Agency		16-Mar-16	Expert Meeting on Climate Change and Renewable Energy	1	
United Nations Environment Programme		17-Mar-16	Network Meeting of Ozone Officers for African Countries	1	
		4-Apr-16	Group Meeting of Montreal Protocol	1	
		18-Apr-16	Session of AMCEN	1	
Southern African Development Community		31-Mar-16	SADC Regional Preparedness and Response Strategy and Fund Validation Workshop	2	
		13-Apr-16	Workshop on Environmental Impact for SADC and EAC Regions	1	
UNDP		11-May-16	Workshop on Mainstreaming the 2030 Agenda on Sustainable Development	1	
United Framework Convention on Climate Change		12-May-16	SBI 44/SBSTA 44/AWG 1 Meeting of UNFCCC	1	
IOC		16-May-16	Risk Forum and Workshop	3	
United Nations Environment Programme		26-May-16	United Nations Environment Assembly	2	
		27-May-16	SWITCH Africa Green Networking Forum	1	
		7-Jun-16	Workshop on Green Cooling Africa Week	2	
JICA		27-Jul-15	Capacity Development on Climate Change	4	
SADC	9-Aug-15	SADC Gender Summit	1		

STATEMENT U

Statement of Foreign Aid Received for the financial year 2015-2016

Donor Country/Agency	Receiving Agency	Date of Receipt of Donation	Nature of Donation	Quantity	Estimated Value
The People's Republic of China	Ministry of Environment Sustainable Development and Disaster and Beach Management	8-Sep-15	Seminar on Island Recovery	1	Not Available
		6-Sep-15	Island Economy for Developing Countries	1	
UNEP		21-Sep-15	Training on the Use of Natural Refrigerants,Germany	1	
		24-Sep-15	Technical Review Meeting,Nairobi	1	
UNFCCC		23-Sep-15	INDC Workshop,Uganda	1	
		23-Sep-15	Technical Workshop on INDCs for Anglophone & Lusophone African Countries,Uganda	1	
JICA		12-Oct-15	Training on Disaster Management ,Japan	1	
UNEP		12-Oct-2015	ODSONET/AF-E Meeting,Senegal	1	
UNFCCC		27-Oct-15	Africa Regional Workshop on Greenhouse Gas Inventory,Namibia	1	
ITEC/SCAAP		2-Nov-15	Trade and Sustainable Development ,India	2	
		24-Nov-15	Regional Workshop on Sound Life Cycle Management	1	
UNEP		6-Dec-15	Workshop in Jakarta,Indonesia	1	
		1-Feb-15	African Regional Consultation,Zambia	1	
UNFCCC		22-Feb-16	Regional Training Workshop	1	
SADC		6-Apr-16	Common Position Workshop,South Africa	1	
UNFCCC	2-Apr-16	Regional Training Workshop and Training Course,Togo	1		

## STATEMENT U

## Statement of Foreign Aid Received for the financial year 2015-2016

Donor Country/Agency	Receiving Agency	Date of Receipt of Donation	Nature of Donation	Quantity	Estimated Value
SADC	Ministry of Environment Sustainable Development and Disaster and Beach Management	6-Apr-16	Common Position Workshop,South Africa	1	Not Available
UNFCCC		2-May-16	Anglophone Africa Sub regional Workshop,Ethiopia	1	
Egyptian Agency for Partnership Development(EAPD)		8-May-16	Course on Biological Analyses of Different Environmental Media	2	
African Asian Rural Development Organisation (AARDO)		9-May-16	International Workshop on Disaster Risk and Climate Change	1	
Intergovernmental Oceanographic Commission (IOC)		9-May-16	Workshop on T-Sunami warning and emergency response	1	
The People's Republic of China		10-May-16	Workshop for Green Manufacturing for Developing Nations	3	
OPCW		16-May-16	Analytical Chemistry Course,South Africa	1	
UNECA		17-May-16	African Regional Forum,Egypt	1	
UNEP		9-Jun-16	Agenda on Sustainable Development,South Africa	1	
		7-Jun-16	Indian Ocean Workshop,Coastal Ecosystem,Seychelles	1	
GFEI		9-Jun-16	Global Fuel Economy Initiative Training and Networking Events,France	1	
The People's Republic of China		24-Jun-16	Seminar on Economic Policy for Sustainable Development for Developing Countries,China	4	
Malaysia		8-Sep-15	New Construction Technology- Industrialised Building System	1	
People Republic of China-Beijing		17-Nov-15	Policy and Measure to adapt to Climate Change	2	
People Republic of China		5-Jul-16	Infrastructure Planning and Construction for African English Speaking Countries	1	
People Republic of China- Shaanxi Province	2-Jun-16	Construction Technology of Highway,Housing and Sewage Treatment	3		

## STATEMENT U

## Statement of Foreign Aid Received for the financial year 2015-2016

Donor Country/Agency	Receiving Agency	Date of Receipt of Donation	Nature of Donation	Quantity	Estimated Value
Japan-JICA	Ministry of Environment Sustainable Development and Disaster and Beach Management	4-Oct-15	Training on Disaster Management for Landslide and Sediment related Disasters	1	Not Available
South Africa		31-Aug-15	Regional Workshop on Construction and Energy related Services in South Africa	1	
Singapore		16-Nov-15	Workshop on Public Private Partnership in Development of Infrastructure Projects	1	
Republic of South Africa-Johannesburg		23-May-16	Strategic Internal Communications	1	Rs 192963
Estonia		21-May-16	Study Tour/Visit to Estonia Forensic Institute	1	Not Available
India		National Coast Guards (NCG)/ Mauritius Police force (MPF)	2015-2016	Training of Personnel	77
Australia	1				
Reunion	2				
USA	4				
Tanzania	1				
Greece	1				
Botswana	2				
Madagascar	2				
Seychelles	28				
Singapore	1				
Bahrain	5				

STATEMENT U

Statement of Foreign Aid Received for the financial year 2015-2016

Donor Country/Agency	Receiving Agency	Date of Receipt of Donation	Nature of Donation	Quantity	Estimated Value
Mombasa	National Coast Guards (NCG)/ Mauritius Police force (MPF)	2015-2016	Training of Personnel	2	Not Available
Namibia				1	
China				1	
Jeddah				1	
Kenya				2	
Gaborone, Botswana	Prison Department	20-28 August 2015	New Supervisors Course (ILEA)	3	Not Available
Malaysia		31 Oct-29 Sep 2015	Juvenile Rehabilitation Program 2016	1	
Seychelles		05-09 Oct 2015	Diploma in Maritime Crime and Correctional Administration	3	
Melbourne, Australia		25-Oct -01 Nov 2015	AGM at International Corrections and Prisons	1	
Gaborone, Botswana		25-Feb-16	Expert Group Meeting on HIV Services	1	
Malaysia		01-28 April 2016	Technical Cooperation Program Juvenile	2	
Seychelles	Prison Department	04-08 April 2016	Advanced Diploma in Maritime Crime	3	Not Available
Hahare, Zimbabwe		08-21 May 2016	SADC Civilian Foundation Course	1	
Johannesburg, South Africa		15-18 June 2016	Regional Dialogue on HIV, SRHR & TB Health Services	1	

28 October 2016



**C.ROMOOAH**  
Accountant-General

## STATEMENT U1

## Statement of Cash Aid Received from Foreign Countries for the financial year 2015-2016

Donor Country/Agency	Receiving Agency	Purpose of Donation	Title of Deposit Account	Item of Deposit Account	Balance 30 June 2015 Rs	Amount Received during the year Rs	Amount Spent during the year Rs	Balance 30 June 2016 Rs
UNEP Trust Fund for Sustainable Public Procurement	MOFED-Procurement Policy Office	Promoting sustainable public procurement	MOF - Procurement Policy, Management and Advisory Services - UNEP Trust Fund	82-234-003	308,855	-	-	308,855
Commonwealth Secretariat For Commonwealth Public Procurement	MOFED-Procurement Policy Office	Holding of PAN Commonwealth Public Procurement Network Technical Conference held in Mauritius in September 2011	MOF - PAN Commonwealth CPNN Conference	82-234-002	848	-	848	-
Global Environment Facility Secretariat	Ministry of Finance and Economic Development	Funding of environment related projects- the National Portfolio Formulation Exercise (NPFE)	MOF- Global Environment Facility Country Support	82-234-005	401,774	-	274,524	127,250
Agence Intergouvernementale de la Francophonie	Ministry of Arts & Culture	To promote French Culture	Sundries	82-147-002	82,056	100,000	93,529	88,528

STATEMENT U1

Statement of Cash Aid Received from Foreign Countries for the financial year 2015-2016

Donor Country/Agency	Receiving Agency	Purpose of Donation	Title of Deposit Account	Item of Deposit Account	Balance 30 June 2015	Amount Received during the year	Amount Spent during the year	Balance 30 June 2016
					Rs	Rs	Rs	Rs
UNESCO	Ministry of Arts & Culture	For Conference on Archives	External Funding	82-147-003	8,402	979,588	-	987,990
UNEP	Ministry of Agro Industry and Food Security	Consultancy Services and holding Workshops	National Biodiversity Strategy Action Plan	82-054-010	61,765	-	61,765	-
FAO	Ministry of Agro Industry and Food Security	World Food Day Celebration	World Food Day	82-054-031	45,165	-	45,165	-
IAEA	Ministry of Agro Industry and Food Security	Carry out research in fruit fly control	International Atomic Energy Agency	82-053-028	235,521	113,037	290,269	58,288
UNDP	Ministry of Agro Industry and Food Security	Rehabilitation & Upgrading of Nature Reserve & Parks	PAN Project	82-054-014	5,741,611	12,147,973	15,698,071	2,191,513
UNDP	Ministry of Agro Industry and Food Security	Consultancy Services	National Biodiversity Strategy Action Plan	82-054-010	-	974,785	679,507	295,278

## STATEMENT U1

## Statement of Cash Aid Received from Foreign Countries for the financial year 2015-2016

Donor Country/Agency	Receiving Agency	Purpose of Donation	Title of Deposit Account	Item of Deposit Account	Balance 30 June 2015	Amount Received during the year	Amount Spent during the year	Balance 30 June 2016
					Rs	Rs	Rs	Rs
AU/IBAR	Ministry of Agro Industry and Food Security	Promotion of Beekeeping	Bee Management Project	82-054-015	-	34,677	1,456	33,221
ICIPE	Ministry of Agro Industry and Food Security	Promotion of Beekeeping	Alternative Livelihoods-Bee Sector	82-054-055	-	936,375	428,740	507,635
FRANCE	Ministry of Social Security and N.S.	Ministerial Mission to Reunion Island	Sundries	82-073-001	15,899	-	-	15,899
Embassy of the People's Republic of China and The China Law Society.	The Judiciary	Contribution for the 3rd FOCAC Legal Forum (Grand Baie, Mauritius - 5th to 8th December 2012)	Third FOCAC Legal Forum	82-036-113	260,949	-	-	260,949
African Innovations Foundation (AIF)	The Judiciary	Data Collection Project for the Library of the Supreme Court.	Grant from AIF	82-036-116	147,514	564,052	548,200	163,366
UNAIDS	PMO-National AIDS Secretariat	Development of NSF	National Strategic Framework	82-077-110	525,489	-	-	525,489
Global Fund	PMO-National AIDS Secretariat	Multisectoral Response to HIV/AIDS	Global Fund Grant	82-077-111	11,426,074	11,187,707	4,742,453	17,871,328



## STATEMENT U1

## Statement of Cash Aid Received from Foreign Countries for the financial year 2015-2016

Donor Country/Agency	Receiving Agency	Purpose of Donation	Title of Deposit Account	Item of Deposit Account	Balance 30 June 2015	Amount Received during the year	Amount Spent during the year	Balance 30 June 2016
					Rs	Rs	Rs	Rs
UNDP	PMO-National AIDS Secretariat	HIV/AIDS Project (UNGASS & Peer Education)	UNGASS	82-077-110	187,763	-	-	187,763
UNDP	Ministry of Energy and Public Utilities	To meet fees to consultant, Training, etc.	Energy Efficiency Project: SIDS Dock	82-056-077	214,135	2,104,564	2,313,913	4,786
UNDP	Ministry of Energy and Public Utilities	To meet fees to consultant, Training, etc.	Studies- Northern Aquifer Mauritius (SIDS)	82-056-015	3,263,188	9,863,014	6,920,392	6,205,809
CONFEMEN	Ministry of Education & Human Resources	PASEC - Pilot Project Evaluation of Performance of French, English and Maths in Standard II	SCEME A/C CONFEMEN	82-059-014	927,670	-	922,460	5,210
UNESCO	Ministry of Education & Human Resources	National workshop on science & technology.	SCEME A/C UNESCO	82-059-014	48,823	-	36,394	12,429
UNESCO	Ministry of Education & Human Resources	IBE Conference	SCEME A/C UNESCO	82-059-014	4,538	-	4,538	-
UNESCO	Ministry of Education & Human Resources	National Commission for capacity Building for UNESCO clubs to encourage Active Youth Participation in Community Life	SCEME A/C UNESCO	82-059-014	149	-	149	-

## STATEMENT U1

## Statement of Cash Aid Received from Foreign Countries for the financial year 2015-2016

Donor Country/Agency	Receiving Agency	Purpose of Donation	Title of Deposit Account	Item of Deposit Account	Balance 30 June 2015	Amount Received during the year	Amount Spent during the year	Balance 30 June 2016
					Rs	Rs	Rs	Rs
FRANCOPHONIE	Ministry of Education & Human Resources	Francophonie Conference	SCEME A/C UNESCO	82-059-014	207,341	130,860	254,825	83,376
UNESCO	Ministry of Education & Human Resources	Enhancing Quality Education	SCEME A/C UNESCO	82-059-014	1,589	-	1,589	-
UNESCO	Ministry of Education & Human Resources	Digital awakening experience in 5 pre-primary schools in Mauritius.	SCEME A/C UNESCO	82-059-014	718,942	-	695,716	23,226
UNESCO	Ministry of Education & Human Resources	Develop locally adapted resources materials on sustainable consumption and production.	SCEME A/C UNESCO	82-059-014	849,773	-	849,773	-
SADC	Ministry of Education & Human Resources	Payment of Winners of SADC Essay Competition	SCEME A/C SADC	82-059-014	-	104,365	104,100	265
Malawi AFRICA Union Sponsorship	Ministry of Tertiary Education, Science Research and Technology	Model United Nations. Model African Union Summit	Deposit Sundries	82-232-001	499	-	-	499

## STATEMENT U1

## Statement of Cash Aid Received from Foreign Countries for the financial year 2015-2016

Donor Country/Agency	Receiving Agency	Purpose of Donation	Title of Deposit Account	Item of Deposit Account	Balance 30 June 2015	Amount Received during the year	Amount Spent during the year	Balance 30 June 2016
					Rs	Rs	Rs	Rs
Investment Climate for Africa	Corporate and Business Registration Department	ICF Project : Electronic Document Management System	EDMS Project ICF - Deposit USD	82-131-068	1,747,626	-	-	1,747,626
UNFPA	Ministry of Youth and Sports	To fund a project on sexual and reproductive health	Sundries	82-076-014	-	171,132	171,132	-
CONFESJES	Ministry of Youth and Sports	CONFESJES (Insertion Jeunes/Frais de Scolarité et appuis techniques nationaux)	Special Project	82-151-003	788,651	-	785,110	3,541
UNESCO	Ministry of Youth and Sports	World Anti-Doping Agency	Special Project	82-151-003	108,511	169,955	193,518	84,948
COL	Ministry of Gender Equality, Child Development and Family Welfare	Implementation of life long learning for women Empowerment	Sundries	82-100-001	22,351	-	-	22,351
UNFPA	Ministry of Gender Equality, Child Development and Family Welfare	Strengthening SHR for Young People and Undeserved Women and Men	International Organisation	82-100-010	825,000	-	770,730	54,270
UNESCO	Ministry of Gender Equality, Child Development and Family Welfare	Participation Programme Resource Centre	Special Project	82-100-014	216,310	-	-	216,310

## STATEMENT U1

## Statement of Cash Aid Received from Foreign Countries for the financial year 2015-2016

Donor Country/Agency	Receiving Agency	Purpose of Donation	Title of Deposit Account	Item of Deposit Account	Balance 30 June 2015	Amount Received during the year	Amount Spent during the year	Balance 30 June 2016
					Rs	Rs	Rs	Rs
International Labour Organisation	Ministry of Labour, Industrial Relations and Employment	Decent Work Country Programme.	Sundries	82-067-001	516,255	265,081	436,650	344,685
Africain Development Bank (incd Depreciation)	Statistics Mauritius	For an international Comparison Programme (ICP - Africa)	Accountant-General International Comparison Programme (ICP Africa)	82-019-080	111,392	-	-	111,392
Africain Development Bank	Statistics Mauritius	Statistical Capacity Building	Accountant-General Statistical Capacity Building	82-019-014	13,683,340	-	4,835,589	8,847,751
AARDO	National Development Unit	Empowerment of Rural Woman through the implementation of milk cum Biogas production. Setting up of a food processing unit. Child Day Care Centre.	Sundries	82-129-001	445,064	-	-	445,064
UNEP	Ministry of Environment, Sustainable Development, Disaster and Beach Management	To implement the Clean Development Mechanism in Mauritius	Capacity for Clean Development Mechanism in Mauritius	82-153-010	560,214	-	77,280	482,934

## STATEMENT U1

## Statement of Cash Aid Received from Foreign Countries for the financial year 2015-2016

Donor Country/Agency	Receiving Agency	Purpose of Donation	Title of Deposit Account	Item of Deposit Account	Balance 30 June 2015	Amount Received during the year	Amount Spent during the year	Balance 30 June 2016
					Rs	Rs	Rs	Rs
UNEP	Ministry of Environment, Sustainable Development, Disaster and Beach Management	To manage persistent organic pollutants in Mauritius	Sustainable Management of POPS in Mauritius	82-153-010	1,778,224	-	1,778,224	-
UNEP	Ministry of Environment, Sustainable Development, Disaster and Beach Management	To create the necessary awareness for the need to protect ozone layer	Institutional Strengthening of the Montreal Protocol in Mauritius	82-153-010	1,517	520,977	165,020	357,474
UNEP/UNOPS	Ministry of Environment, Sustainable Development, Disaster and Beach Management	Addressing Land Based Activities in the Western Indian Ocean Report	WIOLAB 1	82-153-010	93,647	-	93,647	-
UNEP/UNOPS	Ministry of Environment, Sustainable Development, Disaster and Beach Management	Addressing Land Based Activities in the Western Indian Ocean Implementation of National Water and Sediment Quality Monitoring Programme in Mauritius	WIOLAB 3	82-153-010	180,992	-	180,992	-

## STATEMENT U1

## Statement of Cash Aid Received from Foreign Countries for the financial year 2015-2016

Donor Country/Agency	Receiving Agency	Purpose of Donation	Title of Deposit Account	Item of Deposit Account	Balance 30 June 2015	Amount Received during the year	Amount Spent during the year	Balance 30 June 2016
					Rs	Rs	Rs	Rs
UNEP	Ministry of Environment, Sustainable Development, Disaster and Beach Management	Project to develop a National Programme on Sustainable Consumption/Production SCP to SIDS in Mauritius	SCP	82-153-010	51,229	-	-	51,229
UNEP/UNOPS	Ministry of Environment, Sustainable Development, Disaster and Beach Management	Addressing Land Based Activities in the Western Indian Ocean Project on Land Based Pollution for Nairobi Convention	WIOLAB 4	82-153-010	132,105	-	132,105	-
UNEP/UNOPS	Ministry of Environment, Sustainable Development, Disaster and Beach Management	Task Force on physical alteration & habitat destruction (PADH) under Wiolab Project Nairobi Convention - Demo Project Solid Waste	WIOLAB 6	82-153-010	32,877	-	32,877	-
UNEP	Ministry of Environment, Sustainable Development, Disaster and Beach Management	To develop integrated Water Resources and Wastewater Management in Indian Ocean	IWRM	82-153-010	137,443	-	137,443	-

## STATEMENT U1

## Statement of Cash Aid Received from Foreign Countries for the financial year 2015-2016

Donor Country/Agency	Receiving Agency	Purpose of Donation	Title of Deposit Account	Item of Deposit Account	Balance 30 June 2015	Amount Received during the year	Amount Spent during the year	Balance 30 June 2016
					Rs	Rs	Rs	Rs
UNEP	Ministry of Environment, Sustainable Development, Disaster and Beach Management	Piloting Integrated Process & approaches to facilitate National Reporting to RIO Convention	RIO Convention	82-153-010	90,375	-	-	90,375
UNEP	Ministry of Environment, Sustainable Development, Disaster and Beach Management	Upgrading of Air Conditioning System	Bilateral Cooperation with Germany International Climate Protection Initiative	82-153-010	1,534,915	-	-	1,534,915
UNEP	Ministry of Environment, Sustainable Development, Disaster and Beach Management	Conducting Technology Needs Assessment (TNA) exercise in developing countries	TNA	82-153-010	97,078	-	17,250	79,828

## STATEMENT U1

## Statement of Cash Aid Received from Foreign Countries for the financial year 2015-2016

Donor Country/Agency	Receiving Agency	Purpose of Donation	Title of Deposit Account	Item of Deposit Account	Balance 30 June 2015	Amount Received during the year	Amount Spent during the year	Balance 30 June 2016
					Rs	Rs	Rs	Rs
Japan	Ministry of Environment, Sustainable Development, Disaster and Beach Management	To assist developing countries particularly vulnerable to the adverse effects of climate change and parties to the Kyoto Protocol	Adaptation Fund Board	82-153-010	557,708	16,998,872	16,414,190	1,142,390
UNEP	Ministry of Environment, Sustainable Development, Disaster and Beach Management	Preparation of the 4th Biological Diversity (CBD) in Mauritius	Convention on Biological Diversity	82-153-010	35,880	-	-	35,880
IEPF	Ministry of Environment, Sustainable Development, Disaster and Beach Management	Reporting for "Institut de l'Energie et de la Francophonie"	"Institut de l'Energie et de la Francophonie"	82-153-010	7,881	-	7,881	-
UNEP	Ministry of Environment, Sustainable Development, Disaster and Beach Management	To support the global monitoring plan on POPS in the Eastern & Southern African Regions	Inception workshop for the sub-regional project	82-153-010	338,961	-	-	338,961



## STATEMENT U1

## Statement of Cash Aid Received from Foreign Countries for the financial year 2015-2016

Donor Country/Agency	Receiving Agency	Purpose of Donation	Title of Deposit Account	Item of Deposit Account	Balance 30 June 2015	Amount Received during the year	Amount Spent during the year	Balance 30 June 2016
					Rs	Rs	Rs	Rs
UNEP	Ministry of Environment, Sustainable Development, Disaster and Beach Management	National sensitization on low sulphur Fuels & vehicles emission	Fuel quality & reduction of sulphur content in Diesel	82-153-010	100,021	-	-	100,021
UNEP	Ministry of Environment, Sustainable Development, Disaster and Beach Management	Financial Support to NIP	National Focal Point	82-153-010	7,108	-	7,108	-
UNEP	Ministry of Environment, Sustainable Development, Disaster and Beach Management	To support the Government of Mauritius in the development of a cleaner, more efficient vehicles strategy and policy	Global Fuel Economy Initiative Phase I	82-153-010	1,000,235	-	351,490	648,745
UNEP	Ministry of Environment, Sustainable Development, Disaster and Beach Management	To prepare and submit the Third National Communication under the UNFCCC	Third National Communications for Mauritius	82-153-010	965,450	3,952,179	2,093,231	2,824,397

## STATEMENT U1

## Statement of Cash Aid Received from Foreign Countries for the financial year 2015-2016

Donor Country/Agency	Receiving Agency	Purpose of Donation	Title of Deposit Account	Item of Deposit Account	Balance 30 June 2015	Amount Received during the year	Amount Spent during the year	Balance 30 June 2016
					Rs	Rs	Rs	Rs
COI	Ministry of Environment, Sustainable Development, Disaster and Beach Management	Publication of Mauritius Environment Outlook Report	Mauritius Environment Outlook Report	82-153-010	54,747	-	54,747	-
UNEP	Ministry of Environment, Sustainable Development, Disaster and Beach Management	Regional Training of Trainers on AC Splits using hydrocarbon	Multilateral Fund for the implementation of the Montreal Protocol	82-153-010	18,747	-	17,500	1,247
DECC	Ministry of Environment, Sustainable Development, Disaster and Beach Management	To support Mauritius in the quantification of mitigation actions in terms of GHG emission reductions	2050 Pathways Calculator	82-153-010	622,820	-	398,844	223,976
UNEP	Ministry of Environment, Sustainable Development, Disaster and Beach Management	For the formulation of a low carbon development strategy and mitigation of greenhouse gases	Nationally Appropriate Mitigation Action Project	82-153-010	241,415	-	-	241,415

## STATEMENT U1

## Statement of Cash Aid Received from Foreign Countries for the financial year 2015-2016

Donor Country/Agency	Receiving Agency	Purpose of Donation	Title of Deposit Account	Item of Deposit Account	Balance 30 June 2015	Amount Received during the year	Amount Spent during the year	Balance 30 June 2016
					Rs	Rs	Rs	Rs
UNEP	Ministry of Environment, Sustainable Development, Disaster and Beach Management	To support the Government of Mauritius in promoting cleaner, more energy efficient vehicles strategies in Mauritius and the Southern Africa region	Global Fuel Economy Initiative Phase II	82-153-010	3,348,971	-	793,228	2,555,743
UNEP	Ministry of Environment, Sustainable Development, Disaster and Beach Management	To support African countries in their transition to an Inclusive Green Economy and to promote a shift to Sustainable Consumption and Production (SCP) Patterns	Switch Africa Green Programmes	82-153-010	-	1,351,884	450,411	901,473
UNEP	Ministry of Environment, Sustainable Development, Disaster and Beach Management	To support African countries in their transition to an Inclusive Green Economy	Switch Africa Green Projects	82-153-010	-	1,902,310	302,991	1,599,319
UNEP	Ministry of Environment, Sustainable Development, Disaster and Beach Management	To undertake an in-depth Mercury Assessment in Mauritius	Mercury Initial Assessment	82-153-010	-	448,000	187,694	260,306

## STATEMENT U1

## Statement of Cash Aid Received from Foreign Countries for the financial year 2015-2016

Donor Country/Agency	Receiving Agency	Purpose of Donation	Title of Deposit Account	Item of Deposit Account	Balance 30 June 2015	Amount Received during the year	Amount Spent during the year	Balance 30 June 2016
					Rs	Rs	Rs	Rs
UNEP	Ministry of Environment, Sustainable Development, Disaster and Beach Management	To prepare its first Biennial Update Report under the UN Framework Convention on Climate Change (UNFCCC)	Biennial Update Report (BUR1)	82-153-010	-	353,936	-	353,936
UNEP	Ministry of Environment, Sustainable Development, Disaster and Beach Management	Regional Workshop for Customs Officers	Multilateral Fund for the implementation of the Montreal Protocol	82-153-003	3,083	92,288	33,008	62,364
European Union	Ministry of Ocean Economy, Marine Resources, Fisheries, Shipping and Outer Islands	To improve knowledge on fish stocks & fisheries in general	Scientific & Technical Programme	82-063-039	94,703	-	-	94,703
BIOPS	Ministry of Ocean Economy, Marine Resources, Fisheries, Shipping and Outer Islands	For Pelagic Biodiversity Monitoring using ecosystem related indicators in the Indian Ocean region	Sundries	82-063-001	67,728	-	-	67,728

## STATEMENT U1

## Statement of Cash Aid Received from Foreign Countries for the financial year 2015-2016

Donor Country/Agency	Receiving Agency	Purpose of Donation	Title of Deposit Account	Item of Deposit Account	Balance 30 June 2015	Amount Received during the year	Amount Spent during the year	Balance 30 June 2016
					Rs	Rs	Rs	Rs
Agence Francaise de Developpement (AFD)	Ministry of Ocean Economy, Marine Resources, Fisheries, Shipping and Outer Islands	For the biological inventory of the Balaclava Marine Park to collect data on target species composition in order to update the already existing baseline data.	Sundries	82-063-001	16,950	-	-	16,950
Food and Agricultural Organisation (FAO)	Ministry of Ocean Economy, Marine Resources, Fisheries, Shipping and Outer Islands	For the development of a fisheries management plan for the shallow water demersal fish species of the Saya de Malha and Nazareth banks of Mauritius under the Nansen Project	Sundries	82-063-001	66,524	-	-	66,524
Norwegian Agency for Development Cooperation (NORAD)	Ministry of Ocean Economy, Marine Resources, Fisheries, Shipping and Outer Islands	For combatting of illegal fishing, marine resources management and strengthening quality of fish products	Sundries	82-063-001	500,424	3,375	103,014	400,785
National Oceanographic Data Centre	Meteorological Services	To facilitate and promote the exchange of Oceanographic Data and Information	NODC	82-039-006	237,451	-	-	237,451

## STATEMENT U1

## Statement of Cash Aid Received from Foreign Countries for the financial year 2015-2016

Donor Country/Agency	Receiving Agency	Purpose of Donation	Title of Deposit Account	Item of Deposit Account	Balance 30 June 2015	Amount Received during the year	Amount Spent during the year	Balance 30 June 2016
					Rs	Rs	Rs	Rs
SNC Project UNEP Trust Fund	Meteorological Services	Publication of SNC	SNC	82-039-108	113,370	-	-	113,370
Project Cleaning House Mechanism	Meteorological Services	Operational expenses	UNEP-Project Cleaning House Mechanism	82-039-111	345,257	-	345,257	-
UNFPA	Ministry of Health & Quality of Life	Formulation Of a Strategic Plan For Reproductive Health Policy	MOH-Funds	82-064-016	48,339	-	48,339	-
World Health Organisation (WHO)	Ministry of Health & Quality of Life	Survey on Human Milk	MOH-Funds	82-064-016	1,201	-	1,201	-
World Health Organisation (WHO)	Ministry of Health & Quality of Life	Baker IDI-Diabetes Surveillance Project	MOH-Funds	82-064-016	334,915	-	216,505	118,411

STATEMENT U1

Statement of Cash Aid Received from Foreign Countries for the financial year 2015-2016

Donor Country/Agency	Receiving Agency	Purpose of Donation	Title of Deposit Account	Item of Deposit Account	Balance 30 June 2015	Amount Received during the year	Amount Spent during the year	Balance 30 June 2016
					Rs	Rs	Rs	Rs
ADB	Ministry of Health & Quality of Life	Grant Health Sector Review	MOH-Funds	82-064-016	655,279	-	-	655,279
UNFPA	Ministry of Health & Quality of Life	Allowance to Resource Persons	MOH-Funds	82-064-016	5,000	-	5,000	-
UNFPA	Ministry of Health & Quality of Life	Monitoring Mission to Rodrigues	MOH-Funds	82-064-016	11,863	-	3,750	8,113
Deposits International Organisations	Ministry of Health & Quality of Life	Provision for Non-Precuniary Incentives To IVM Volunteers Under Project Pops/IVM.	MOH-Funds	82-064-016	650,979	-	-	650,979

STATEMENT U1

Statement of Cash Aid Received from Foreign Countries for the financial year 2015-2016

Donor Country/Agency	Receiving Agency	Purpose of Donation	Title of Deposit Account	Item of Deposit Account	Balance 30 June 2015	Amount Received during the year	Amount Spent during the year	Balance 30 June 2016
					Rs	Rs	Rs	Rs
World Health Organisation (WHO)	Ministry of Health & Quality of Life	Sentinel Hospital Based Surveillance for Rotavirus Gastroenteritis	MOH-Funds	82-064-016	5,984	176,983	173,968	8,998
World Health Organisation (WHO)	Ministry of Health & Quality of Life	Biennium 2012/13 S03: Refresher courses for Community Based Rehabilitation Workers.	MOH-Funds	82-064-016	6,000	-	3,000	3,000
World Health Organisation (WHO)	Ministry of Health & Quality of Life	Training of medical & Paramedical staff in Regional Hospitals & Private Clinic.	MOH-Funds	82-064-016	12,000	-	12,000	-
World Health Organisation (WHO)	Ministry of Health & Quality of Life	Biennium 2012-2013 S03: Implementation of activities related to stockholm convention	MOH-Funds	82-064-016	150,000	-	150,000	-



## STATEMENT U1

## Statement of Cash Aid Received from Foreign Countries for the financial year 2015-2016

Donor Country/Agency	Receiving Agency	Purpose of Donation	Title of Deposit Account	Item of Deposit Account	Balance 30 June 2015	Amount Received during the year	Amount Spent during the year	Balance 30 June 2016
					Rs	Rs	Rs	Rs
World Health Organisation (WHO)	Ministry of Health & Quality of Life	Payment of Allowances icw Roll Out updated Diseases Register	MOH-Funds	82-064-016	-	40,000	40,000	-
World Health Organisation (WHO)	Ministry of Health & Quality of Life	Preparation of National Cancer Registry Report (NCR) for years 2009-2012	MOH-Funds	82-064-016	-	23,000	23,000	-
World Health Organisation (WHO)	Ministry of Health & Quality of Life	Direct Financial Cooperation to support local costs NCD survey 2015	MOH-Funds	82-064-016	-	2,504,000	2,504,000	-
World Health Organisation (WHO)	Ministry of Health & Quality of Life	Support Local Costs of HIV/AIDS Activities	MOH-Funds	82-064-016	-	102,650	-	102,650

## STATEMENT U1

## Statement of Cash Aid Received from Foreign Countries for the financial year 2015-2016

Donor Country/Agency	Receiving Agency	Purpose of Donation	Title of Deposit Account	Item of Deposit Account	Balance 30 June 2015	Amount Received during the year	Amount Spent during the year	Balance 30 June 2016
					Rs	Rs	Rs	Rs
World Health Organisation (WHO)	Ministry of Health & Quality of Life	Survey on Households' out of pocket expenditure on Health (Rodrigues Island)	MOH-Funds	82-064-016	-	267,500	262,500	5,000
World Health Organisation (WHO)	Ministry of Health & Quality of Life	Preparation of Cancer Incidence and Mortality Study Report for 2014	MOH-Funds	82-064-016	-	300,000	300,000	-
World Health Organisation (WHO)	Ministry of Health & Quality of Life	Global Youth Tobacco Survey	MOH-Funds	82-064-016	-	752,605	96,000	656,605
IORA Special Fund	Continental Shelf and Maritime Zones Administration and Exploration	Developing an enhanced Ocean Observatory	Deposit A/C Sundries (DHA)	82-077-001	-	2,140,056	-	2,140,056

## STATEMENT U1

## Statement of Cash Aid Received from Foreign Countries for the financial year 2015-2016

Donor Country/Agency	Receiving Agency	Purpose of Donation	Title of Deposit Account	Item of Deposit Account	Balance 30 June 2015	Amount Received during the year	Amount Spent during the year	Balance 30 June 2016
					Rs	Rs	Rs	Rs
IORA Special Fund	Continental Shelf and Maritime Zones Administration and Exploration	Purchase and Training for GEOCAP Software	Deposit A/C Sundries (DHA)	82-077-001	-	1,442,419	1,376,908	65,511
<b>TOTAL</b>					<b>59,468,441</b>	<b>73,220,197</b>	<b>71,552,708</b>	<b>61,135,930</b>

28 October 2016



**C. ROMOOAH**  
Accountant-General

**THE TREASURY**  
**MINISTRY OF FINANCE AND ECONOMIC DEVELOPMENT**  
**RABADIA BUILDING**  
**MERE BARTHELEMY STREET, PORT LOUIS, MAURITIUS**  
**TEL : (230) 210 7435      FAX : (230) 208 3147**  
**WEBSITE: [treasury.mof.govmu.org](http://treasury.mof.govmu.org)**